



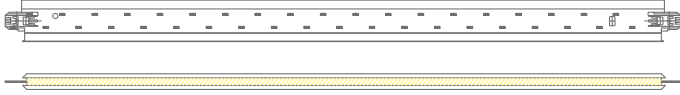
Seamless illumination



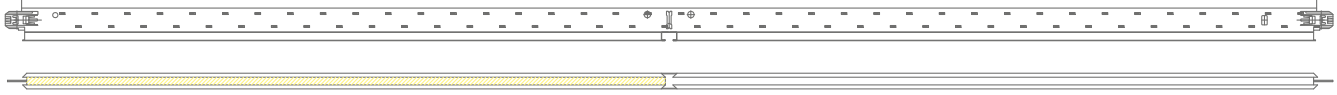
OWA

OWAlight | LED profile for S 15b OWAline

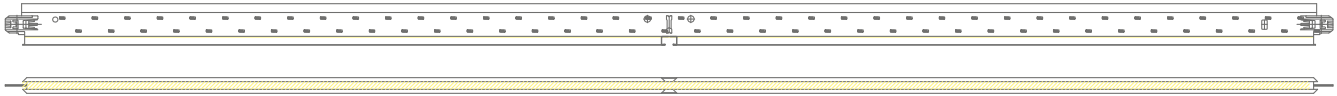
OWAlight 1, profile length 2' (610 mm), 2' (610 mm) illuminate, 12 W



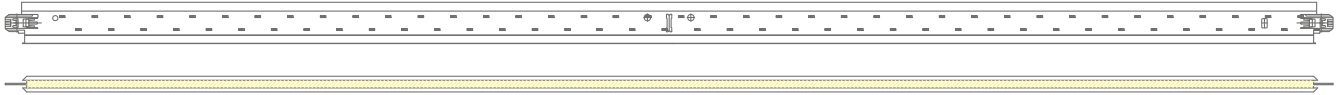
OWAlight 2, profile length 4' (1220 mm), 2' (610 mm) illuminate, 12 W



OWAlight 3, profile length 4' (1220 mm), 4' (1220 mm) illuminate, 24 W



OWAlight 3a, profile length 4' (1220 mm), 4' (1220 mm) illuminate, no slot in center, 24 W



	Name	Dimensions/surface
6	OWAlight 1	LED profile, cross tee, length: 2' (610 mm), height: 38 mm, width: 14.3 mm, white exterior, interior: LED profile illuminated over a length of 2' (610 mm), profiles delivered ready to plug in, cable length 6'7" (2000 mm)
4	OWAlight 2	LED profile, cross tee, length: 4' (1220 mm), height: 38 mm, width: 14.3 mm, white exterior, with central slot, interior: LED profile illuminated over a length of 2' (610 mm), profiles delivered ready to plug in, cable length 6'7" (2000 mm)
4	OWAlight 3	LED profile, cross tee, length: 4' (1220 mm), height: 38 mm, width: 14.3 mm, white exterior, with central slot, interior: LED profile illuminated over a length of 4' (1220 mm), profiles delivered ready to plug in, cable length 6'7" (2000 mm)
4	OWAlight 3a	LED profile, cross tee, length: 4' (1220 mm), height: 38 mm, width: 14.3 mm, white exterior, without central slot, interior: LED profile illuminated over a length of 4' (1220 mm), profiles delivered ready to plug in, cable length 6'7" (2000 mm)
		Extension cable with plug and socket, length: 6' 7" (2000 mm)
		Connection cable with socket, length 2' (600 mm)
		Distributor T-shape

OWAlight is UL certified.



The OWAlight LED profiles are installed in the S 15b OWAline system instead of Cross tees no. 3514, no. 3524 and/or no. 3512. This lets you form square light frames in the ceiling grid. You can also install individual LED profiles in parallel or in a staggered patterns. Light rails are delivered ready to plug in and are easily connected via connection cable and distributor T-shape to the transformer. Long bridging between distributor T-shape and light rail can be realised with an extension cable, length 6' 7" (2000 mm).



Distributor T-shape



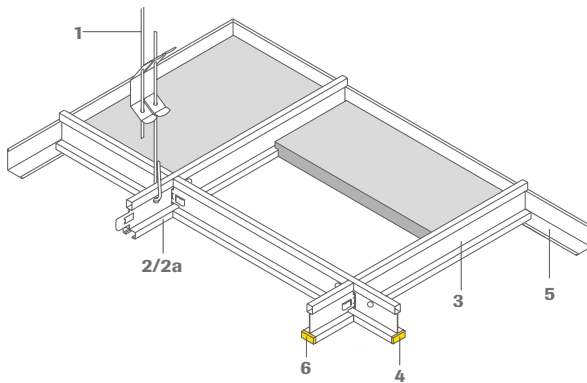
Connection cable, length 2' (600 mm)



Extension cable, length 6'7" (2000 mm)

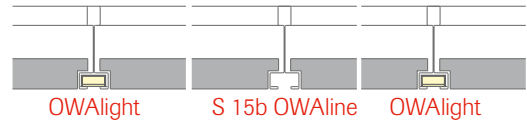
On request, OWAconsult can provide lighting calculations, layout plans, and quantity calculations for OWAlight (300,- € depending on expendingture).

OWAlight in S 15b OWAline

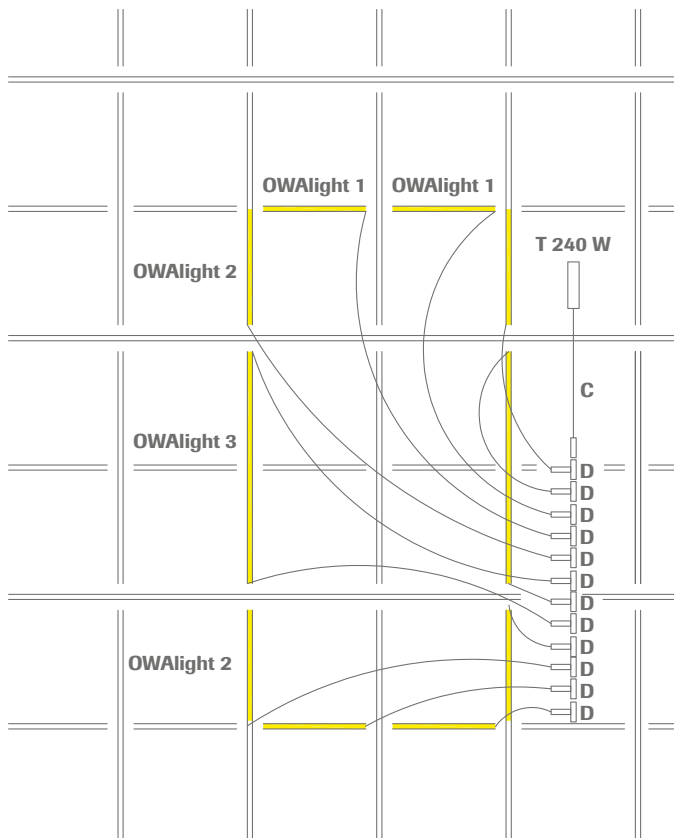


- 1 Hanger no. 12/30/2
- 2 Main tee no. 3500, press cuts at 2' (610 mm)
- 2a Main tee no. 3501, press cuts at 4' (1220 mm)
- 3 Cross tee no. 3512
- 4 OWAlight 2, OWAlight 3 or OWAlight 3a
- 5 Wall angle no. 51/32G or
Wall angle no. 1456 (configuration with full tiles)
- 6 OWAlight 1

Also see system leaflet S 15b OWAline e.



OWAlight | Installation examples



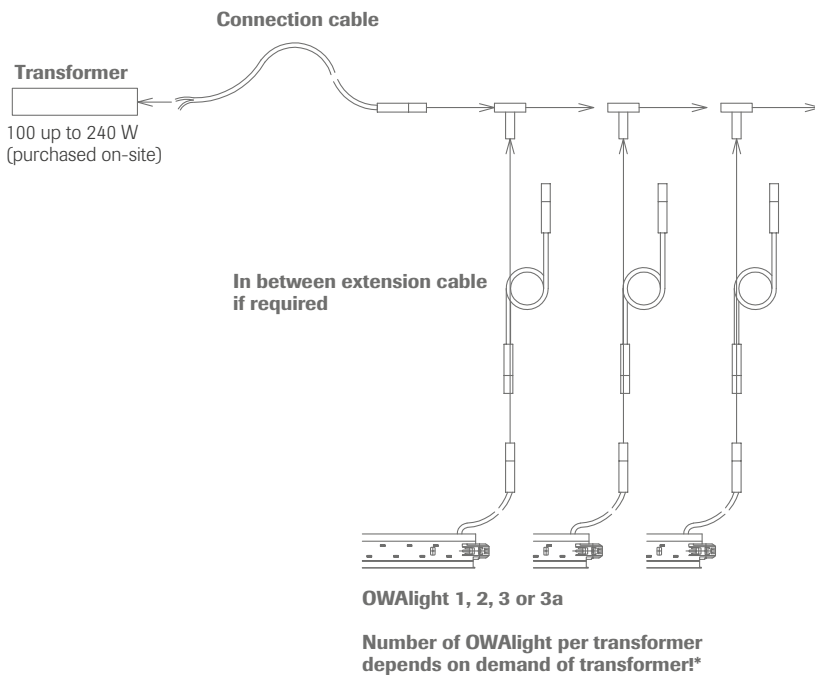
- C** = Connection cable 1 pce
- D** = Distributor T-shape 12 pcs
- T** = Transformer (purchased on-site) 1 pce

4 x OWAlight 1, power 12 W/LED-stripe	= 48 W
4 x OWAlight 2, power 12 W/LED-stripe	= 48 W
2 x OWAlight 3, power 24 W/LED-stripe	= 48 W
+ 10 % buffer	= 15 W
Required power	159 W

Please use one piece of 240 watts transformer.



Connection diagram OWAlight UL



* Number of OWAlight per transformer:

100 W transformer

7 pcs. OWAlight 1, 2 or 3 pcs. OWAlight 3, 3a

240 W transformer

18 pcs. OWAlight 1, 2 or 9 pcs. OWAlight 3, 3a

Installation should be carried out in accordance with the information contained in brochure no. 1011 e OWAlight UL and OWA-Installation Guide no. 9801 e.

Product warranties

The information provided in this leaflet is based on the standards and data available at the time of publication. Any performance, warranties or guarantees provided, expressed or implied, are subject to the exclusive use of OWA components and the installation of those components in accordance with our recommendations. Failure to adhere to these conditions will result in the invalidation of any performance claims, warranties or guarantees and rejection of any liability. OWA reserves the right to make any technical improvements to the products, systems or services without prior notice. **All goods and services are supplied in accordance with our current Terms and Conditions of Sale.** Errors excepted!



The information in this brochure is up-to-date at the time of publication. Errors and mistakes excepted. Please contact our competence team OWAconsult for specific advice. Our experts will be happy to answer your questions under the following contact details: tel: +49 9373 201-444 or e-mail: info@owaconsult.de

Odenwald Faserplattenwerk GmbH

Dr.-F.-A.-Freundt-Straße 3 | 63916 Amorbach | Germany
tel +49 9373 201-0 | info@owa.de
www.owa-ceilings.com

Brochure
1011 e OWAlight UL
022000