



# Catalogue

Ceiling Systems 2026

valid after 04/15/2026

# CONTENTS

## GENERAL INFORMATION ..... 6

Delivery Categories and Key Information .....	6
Services – OWAconsult .....	8

## DESIGN CEILINGS ..... 10

<b>Seamless Ceiling</b>	
OWAplan <sup>90</sup> / OWAplan color .....	12

<b>Design Ceilings</b>	
RAW concrete .....	18
Trapeze .....	26

<b>NEW Nature &amp; Acoustics</b>	
Natura – Hemp Straw Tile .....	30
Selecta Hemp – Hemp Fibre Absorbers .....	38

## ABSORBERS ..... 40

Corpus – Canopies/Wall Absorbers .....	42
Selecta – Canopies/Wall Absorbers .....	46
Creaprint – Canopies/Wall Absorbers .....	50
Selecta Metal - Canopies .....	52
Magnetic Pinboard Absorber .....	54
FreeStyle Baffles .....	56
FreeStyle Wall Absorbers .....	60
FreeStyle cells .....	64

<b>Fabric Samples for Selecta and FreeStyle</b> .....	68
---	----

## ACOUSTIC TILES ..... 70

<b>Dessin Overview and Edges</b> .....	72
--	----

<b>Fleece-Covered Mineral Tiles</b>	
Bolero .....	74
Brillianto100 .....	76
Sinfonia .....	80
Sinfonia c .....	84
Sinfonia Privacy .....	86
Sinfonia Reflecta .....	90
Sinfonia Silencia .....	92
Sinfonia Grey/Black .....	96
OWAcolor / OWAcolor concept .....	98

<b>Colour-Coated Mineral Tiles</b>	
Constellation .....	100
Cosmos/N .....	104
Cosmos/O .....	108
Harmony .....	110
Finetta .....	112
Plain .....	114
Janus .....	116

<b>Sand-Coated Mineral Tiles</b>	
NEW Sandila/N .....	118
NEW Sandila NRC .....	122

## HYGIENIC CEILINGS / CEILINGS FOR HUMIDITY AREAS ..... 124

<b>Dessin Overview and Edges</b> .....	126
Humancare Lab .....	128
Humancare Plus .....	130
Humancare Pro .....	134
OWAlux .....	136
Sanitas 02   Plain .....	138
Sinfonia Humancare .....	140
Sinfonia c Humancare .....	144
Sinfonia Silencia Humancare .....	146
Constellation Mavroc .....	148
Ocean .....	150

## METAL TILES ..... 152

<b>Dessin Overview and Edges</b> .....	154
L0 - unperforated .....	156
Rg0702 .....	162
Rg2516 .....	166
Rd1522 .....	172
<b>Mesh</b> .....	178

## GRID FOR ACOUSTIC TILES ..... 182

<b>Visible Systems</b>	
------------------------	--

System S 3 .....	182
<b>NEW</b> System S 3 Canopy .....	186
System S 3 for Hygienic Ceilings .....	190
System S 3 for Positive/Negative Pressure .....	194
System S 3e with Enhanced Corrosion Protection .....	198
System S 3 cliq .....	202
System S 3 cliq Seismic-Resistant – ASTM .....	206
System S 3 cliq Seismic-Resistant – CISCA .....	210
System S 3a .....	214
<b>NEW</b> System S 3a Canopy .....	218
System S 3a cliq .....	222
System S 15 cliq .....	224
System S 15a cliq .....	228
<b>NEW</b> System S 15a cliq Canopy .....	232
System S 15b .....	236
<b>NEW</b> System S 15b Canopy .....	240

<b>Semi-Concealed Systems</b>	
System S 2p .....	244

<b>Clear Spanning Systems</b>	
System S 6a .....	248
System S 6b .....	252
System S 6c .....	254

<b>Bandraster Systems</b>	
System S 18d - Bandura .....	256
System S 18k – Cross Span Grid .....	260
System S 18p – Parallel Bandraster .....	264

### Wide-Span Profile Systems

Type 8550.....	270
Type 6500.....	274

### GRID FOR METAL TILES ..... 278

#### Visible Systems (Lay-On Systems)

System S 33.....	278
System S 33 Mesh.....	282
System S 33e with increased corrosion protection.....	286
System S 45.....	290

#### Concealed Systems (Clip-In/Swing-Down Systems)

System S 22.....	294
System S 32.....	298
System S 32 L.....	302

#### Concealed Systems (Hook-In Systems)

System S 39.....	306
System S 39 Mesh.....	310

#### Clear Spanning Systems

System S 36 – Lay-On.....	314
System S 36 – Success.....	316
System S 36 – Progress.....	318

#### Bandraster Systems

System S 48.....	322
------------------	-----

### LIGHT FIXTURES ..... 326

#### Design Light Fixtures

OWAlight.....	328
Luminosonic.....	330
Trapeze LED A.....	331
Corpus LED.....	332

#### Standard Light Fixtures

Standard LED.....	334
Lifetime LED.....	335
Lifetime plus LED.....	336
Light Grid, Acrylic Glass Pane.....	338

<b>Cut-Outs</b> .....	339
-----------------------	-----

<b>Fire Boxes</b> .....	340
-------------------------	-----

### COMPONENTS AND ACCESSORIES ..... 342

Standard Profiles.....	344
Exposed Grid Profiles.....	345
Coloured Profiles.....	346
Hangers / Decoration Hangers.....	348
Fixing Systems.....	355
Wall Perimeters.....	356
Wall Angles.....	358
Flexible Wall Angles.....	360
Accessories.....	365
Installation Tools.....	369

<b>Index</b> .....	370
--------------------	-----

### HEATING AND COOLING CEILING ..... 394

### OWA GREEN CIRCLE..... 396

### GENERAL..... 398

Legal Notice.....	398
Conditions of Sale, Delivery and Payment.....	398

## OWA IN AMORBACH

---

For more than 75 years, OWA has been creating Ceiling Systems that sustainably enhance safety and well-being. We combine tradition with innovation and deliver genuine added value for our customers in all markets. With outstanding products, dedicated employees, and consistent service orientation, our company stands for the highest quality made in Germany.

Our brand OWA is recognized worldwide as a symbol of Premium Ceiling Systems that uniquely unite design and functionality. Guided by our competence claim "OWA – more than a ceiling", we work together with planners, distributors, and specialist contractors to ensure greater safety and well-being in all spaces across the segments of education, retail, healthcare, hospitality, leisure & sports, production, and administration.





# GENERAL INFORMATION

## Delivery Categories and Key Information

All prices quoted are net, plus applicable VAT.

All listed prices are average price indications. Please contact your local OWA Representative or our Export Team in order to get your personal quotation.

Kindly note that our complete product range is available only in full pack units.

You can find the current price list and many additional details on our homepage: [www.owa-ceilings.com](http://www.owa-ceilings.com)

### DELIVERY CATEGORIES

We have divided our product range into delivery categories to make planning easier. This enables you to see which items are available at very short notice and which require an allowance for a certain lead time at a glance.

The delivery categories are arranged as follows (ex factory Amorbach):

- A** Production within 8 days from receipt of order, delivery time depending on destination and type of delivery no minimum order quantity, no set-up costs
- B** Production within 3 weeks from receipt of order delivery time depending on destination and type of delivery no minimum order quantity, no set-up costs
- C** Production within 6 weeks from receipt of order delivery time depending on destination and type of delivery no minimum order quantity, no set-up costs
- D** Production within 6 weeks from receipt of order delivery time depending on destination and type of delivery minimum order quantity of 250 m<sup>2</sup>, no set-up costs
- E** Delivery within 6 weeks from receipt of order delivery time depending on destination and type of delivery minimum order quantity 50 m<sup>2</sup>, plus set-up costs
- F** Delivery within 8 weeks, from receipt of order delivery time depending on destination and type of delivery minimum order quantity 50 m<sup>2</sup>, plus set-up costs
- X** On request

### DIMENSIONS

The dimensions specified in this price list are grid and calculation measurements. The net dimensions of the panels may vary depending on the system.

### CEILING TILES OWA<sup>Acoustic</sup>

#### Dessins

All illustrated panel images represent a reduced version of the full-size original panel. They may differ in reality and should therefore be regarded as approximate. Please make your final product selection based on an original sample.

#### Surface

All OWA<sup>Acoustic</sup> tiles are, in their standard version, either coated white or covered with fleece. The surface is wipe-resistant and easy to clean ([see cleaning instructions 9989 e](#)).

#### Colour

Tiles can be painted on site (see OWA installation guide) or off-site by others but variations to shade and or sheen may occur that are due to factors outside our control. Where the we supply any painted, printed or other coloured products it is imperative that material from different batches/ production times are not mixed together in the same areas.

## COMPONENTS AND ACCESSORIES

### OWAconstruct

#### Guide prices per m<sup>2</sup> of ceiling

The guide prices of the standard systems quoted here include all listed construction parts with the exception of wall connectors and hangers, which are selected based on the shape and size of the room.

Methods of fixing and hanging from the supporting structure are based on structural features and fire Protection regulations, and can vary widely. These costs must be calculated for each specific situation, and are therefore not included in the guide prices.

All construction parts in this price list have been specially selected for our OWA Ceiling Systems. If you plan to combine other substructure systems with elements of our OWA Ceiling Systems, the building contractor, architect or installation engineer must independently check whether these construction parts are compatible.

Feel free to request an overview of fire Protection tests for OWA Ceiling Systems in [brochure 9501 e](#).

A number of the construction parts have been subjected to various fire and noise Protection checks and have been tested for resilience. We have the relevant test certificates. However, these test results are only valid when using original OWA construction parts and OWAacoustic tiles.

## CERTIFIED CAPABILITIES

#### Certified Capabilities

To guarantee you the highest level of safety and reliability, all our products and systems undergo continuous testing and certification. Our products can present these certificates and quality labels on the following pages.

For more information, please visit our website under: [Awards – OWA – Odenwald Faserplattenwerk GmbH](#).

## GENERAL INFORMATION

Services – OWAconsult



### YOUR PROJECT IN THE BEST HANDS

OWAconsult is an independent consulting and planning unit and positions itself as a competence center for dry interior construction, with a focus on room acoustics, hygiene, fire Protection, and other technical system solutions.

We support decision-makers such as architects, investors, and contractors across various industries and market segments. We are happy to advise you personally: Tel. +49 9373 201-222

## OUR SERVICES AT A GLANCE

With many years of experience and solid expertise, we stand by your side as a reliable partner. Our goal is to provide you with practical solutions tailored precisely to your requirements. Benefit from our comprehensive range of services, which include among others:

### General consulting

#### Fire Protection

- Fire Protection assessments
- Special fire Protection details
- On-site fire Protection consulting

#### Installation courses/training/lectures

- External training / specialist lecture
- Introduction to the installation of OWA Ceiling Systems (on-site)
- On-site consulting / instruction for OWApplan
- Certification course OWApplan (Amorbach)

#### Other services

- Material and quantity determination
- Development of special details
- Lighting calculation
- Preparation of installation plans
- Workshop planning / production planning OWAtecta

#### Reverberation time

- Mobile reverberation time measurement incl. short report
- Statement / evaluation of reverberation time calculation

## DESIGN CEILINGS

---

- OWAconsult collection
- nOWAcoustic
- OWAconstruct

Timeless. Elegant. Innovative.

Design ceilings from OWA create greater freedom in interior design. Seamless ceiling solutions blend harmoniously into modern architecture while setting both acoustic and aesthetic standards.

Matching light modules provide a special atmosphere in the room. Ceiling sails enable individual and dynamic design formats – for maximum creative freedom.

The collections impress with highly effective sound absorption, ensuring pleasant room acoustics – whether particularly sustainable thanks to rapidly renewable hemp fibers or highly functional.

The ceiling opens up space for architectural statements.







# SEAMLESS CEILING

OWAplan<sup>90</sup> / OWAplan color

■ OWAconsult collection



Acoustics, Fire Protection, and Design Combined in One Ceiling System: OWAplan  
Whether in restaurants, foyers, museums, galleries, schools, shopping arcades, hotels, or private living spaces, OWAplan always makes a strong impression and ensures pleasant room acoustics.

Fine plaster structures in white or coloured finishes lend the ceiling a clear elegance. Naturally, with the building material classification “non-combustible” according to EN 13501-1, ensuring that even in corridors and public buildings nothing can catch fire.





<b>Sound Absorption:</b>	$\alpha_w = 0.90^*$
<b>Sound Reduction*:</b>	Up to $D_{n,f,w} = 40$ dB
<b>Material:</b>	Mineral Tile, Fleece-Covered
<b>Surface:</b>	OWAplan Plaster XS, white or OWAplan Color Plaster with RAL/NCS colour finish
<b>Reaction to Fire:</b>	A2-s1,d0 (EN 13501-1)
<b>Resistance to Fire<sup>o</sup>:</b>	Up to REI 60 (EN 13501-2)
<b>Humidity Resistance:</b>	Up to 95 % RH, short term

\* In the fully installed state with plaster finish

<sup>o</sup> Depending on dimension, system, raw ceiling and other additional measures





## SEAMLESS CEILING

OWAplan<sup>90</sup> / OWAplan Color

■ OWAconsult collection



Base plate with  
fleece-free edge  
for even easier and faster  
installation





The seamless Ceiling System OWAplan combines spaciousness and elegant design with state-of-the-art technologies.

OWAplan Color extends the existing white plaster system, offering virtually unlimited creative freedom. Let colours unfold their effect and redesign spaces anew.

OWAplan integrates harmoniously into any architectural concept while simultaneously ensuring pleasant room acoustics and enhanced wellbeing.

## OWAplan<sup>90</sup> / OWAplan Color

### AVAILABLE SYSTEMS


Dimension	Concealed CD Profile
	

### MINERAL TILE WITH FLEECE-FREE EDGE

Part no.	Dimension [mm]	PU	Pak/Pal	m <sup>2</sup> /Pal	$\alpha_w$	D <sub>n,f,w</sub>	Price/m <sup>2</sup> [€]	Del. Cat. <sup>2</sup>
00094663	2400 x 1200 x 25	4	8	92.16	0.95	40 dB	93.60	X
00094656	2400 x 1200 x 25	1	-	92.16	0.95	40 dB	81.60	X

### PLASTER AND ACCESSORIES

Part no.	Description	PU/unit	Content	Price/unit [€]	Del. Cat. <sup>2</sup>
00093200	No. 2020 – OWAplan XS Plaster, white, ready-to-use	bucket	15 kg	313.00	X
00084278	No. 2018 – OWAplan XS Plaster, white, powder	bucket	7.5 kg	319.65	X
on request <sup>3</sup>	No. 2025 – OWAplan Color Plaster, ready-to-use	bucket	15 kg	390.00	X
00084276	No. 2016 – OWAplan Tape	roll	90 m	28.20	X
00084275	No. 2015 – OWAplan Filler, powder	bucket	7.5 kg	190.30	X



Plaster coating  
OWAplan XS (white)  
or OWAplan Color } Applied on site using a spray or screw pump.

Acoustic fleece }  
OWAplan Board with fleece-free edge  
Mineral Tile }

<sup>1</sup> In the fully installed state with plaster finish

<sup>2</sup> See page 6 for delivery category details.

<sup>3</sup> According to the RAL or NCS 1950 colour chart

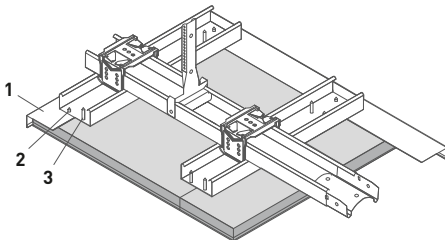


## SUSPENSION SYSTEM

OWAplan<sup>90</sup> / OWAplan color – Installation on CD Profiles



### CONCEALED, MONOLITHIC



Further important information, material requirements (per m<sup>2</sup>) for the suspension system and plaster components, as well as details on the installation of this Ceiling System, can be found in the [OWAplan installation guideline 1031 e](#) and in the installation video:

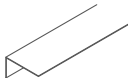


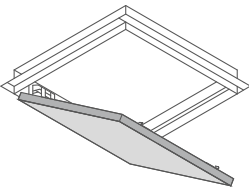
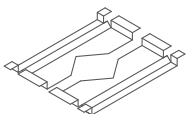



## OWAplan<sup>90</sup> / OWAplan color – Installation on CD Profiles

For installation on CD Profiles, use standard system components available from specialist retailers.

Construction Elementss	
1	Wall Angle
2	Tapping Screw
3	Drywall Screw 3.9 x 35 mm with fine thread according to EN 14566 (on site) and Washer nr. 2027

In addition, you will need these special SYSTEM COMPONENTS:


	Illustration	Description	Specifications	Part no.	PU	Price [€]
1		<b>No. 51/27</b> Wall Angle for 25 mm OWAplan Boards	Height: 52 mm Width: 27 mm Thickness: 0.7 mm Length: 3000 mm visible side white	00083070	10	11.80/m
2		<b>No. 2024</b> Tapping Screw	for no. 51/27	00085458	100	19.85/packet
3		<b>No. 2027</b> Countersunk Washer	Outer Diameter: 20 mm galvanised	00093939	500	139.00/packet
		for use with standard 3.9 x 35 mm Fine Thread Drywall Screw according to EN 14566, procurement via specialist trade				
		Comfort Inspection Hatch <b>No. 8131/1</b>	for 25 mm OWAplan Boards 340 x 340 mm (external dimension) 280 x 280 mm (Inner opening)	00094312	1	150.00/pce
		<b>No. 8131/2</b>	660 x 660 mm (external dimension) 600x 600 mm (Inner opening)	00094313	1	170.00/pce
		Installation Frame for Built-In Spots <b>No. 8069/6</b>	Length: 340 mm for OWAplan/RAW	00055544	loose	129.00/pce
		<b>No. 99/24</b> Adhesive for OWA Fire Box	310 ml Cartridge Do not store adhesive below 5 °C or above 30 °C, use quickly after opening.	00056803	12	10.48/pce

The detailed description of the system as well as the complete material requirements for the substructure can be found in [publication 1031 e](#).

## DESIGN CEILINGS

RAW concrete

■ OWAconsult collection



<b>Sound Absorption:</b>	Up to $\alpha_w = 0.70$
<b>Sound Reduction*:</b>	Up to $D_{n,f,w} = 33$ dB
<b>Material:</b>	Mineral Tile
<b>Surface:</b>	Primed
<b>Reaction to Fire:</b>	A2-s1,d0 (EN 13501-1)
<b>Resistance to Fire*:</b>	Up to REI 60 (EN 13501-2)
<b>Humidity Resistance:</b>	Up to 95 % RH, short term
<b>Recyclability:</b>	100 %
<b>Formaldehyde Emission:</b>	< 5 $\mu\text{g}/\text{m}^3$ (ISO 16000)
<b>LEED EQ credit:</b>	TVOC Limit according to CDPH < 50 $\mu\text{g}/\text{m}^3$

\* Depending on dimension, system, raw ceiling and other additional measures



## RAW concrete – Edge



### AVAILABLE SYSTEMS

Dimension	Concealed CD Profile

### RAW CONCRETE TILE for Installation on CD Profiles

Part no.	Dimension [mm]	PU	Pak/Pal	m <sup>2</sup> /Pal	$\alpha_w$	D <sub>n,f,w</sub>	Price/m <sup>2</sup> [€]	Del. Cat. <sup>1</sup>	
00091102	2000 x 600 x 20		8	22	211.20	0.70	33 dB	40.00	C

## RAW concrete – Edge



### AVAILABLE SYSTEMS


Dimension	Bandraster S 18p RAW

### RAW CONCRETE TILE for Bandraster System S 18p RAW

Part no.	Dimension [mm]	PU	Pak/Pal	m <sup>2</sup> /Pal	$\alpha_w$	D <sub>n,f,w</sub>	Price/m <sup>2</sup> [€]	Del. Cat. <sup>1</sup>	
00091103	1200 x 600 x 20		8	22	126.72	0.70	33 dB	40.00	X

### MESH TILE for Bandraster System S 18p RAW (optional)

Part no.	Dimension [mm]	PU	Pak/Pal	m <sup>2</sup> /Pal	$\alpha_w$	D <sub>n,f,w</sub>	Price/m <sup>2</sup> [€]	Del. Cat. <sup>1</sup>
00092523	1200 x 600 x 1		6	-	-	-	150.55	X



**Mesh R 42 x 13<sup>2</sup>**

<sup>1</sup> See page 6 for delivery category details.

<sup>2</sup> Only when installed in the S 18p RAW System



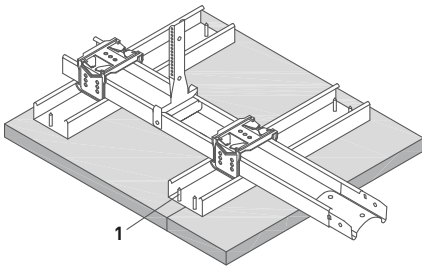
## SUSPENSION SYSTEM

RAW – Installation on CD Profiles

■ OWAconstruct



CONCEALED, MONOLITHIC



Further important information, material requirements (per m<sup>2</sup>) for the suspension system and details on the installation of this Ceiling System can be found in the [RAW installation guideline 1037 e](#).




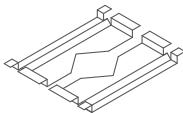

## RAW – Installation on CD Profiles

For installation on CD Profiles, use standard system components available from specialist retailers.

### Construction Elements

- 1** Panel Screw no. 2026, colour tone natural grey, spacing  $\leq$  300 mm

In addition, you will need these special SYSTEM COMPONENTS:

	Illustration	Description	Specifications	Part no.	PU	Price [€]
1		<b>No. 2026</b> Panel Screw	Colour: natural grey	00091290	250	15.40/packet
		Installation Frame for Built-In Spots <b>No. 8069/6</b>	Length: 340 mm for OWAplan/RAW	00055544	loose	129.00/pce
		<b>No. 99/24</b> Adhesive for OWA Fire Box	310 ml Cartridge Do not store adhesive below 5 °C or above 30 °C, use quickly after opening.	00056803	12	10.48/pce

The detailed description of the system as well as the complete material requirements for the suspension system can be found in [publication 1037 e](#).



# SUSPENSION SYSTEM

## System S 18p RAW – Bandraster System

■ OWAconstruct

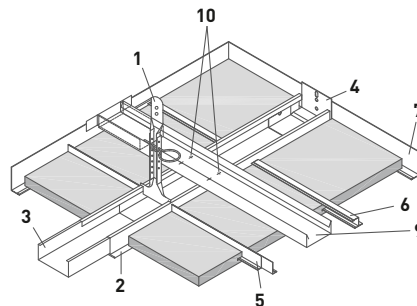
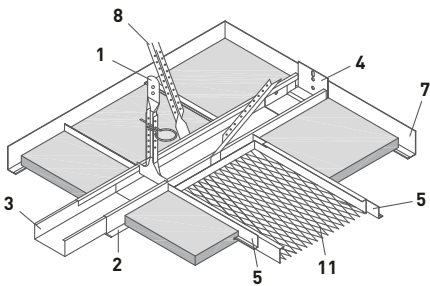


Architect and Designer Ulf Möller, Frankenberg/Kassel | Magistrate of the City of Hatzfeld | Photographer: Aron Jungermann

### PARALLEL BANDRASTER, DEMOUNTABLE

Installation with Diagonal Reinforcement

Installation with CD Profiles



COMPATIBLE WITH EDGE 1/3 TILES



RAW concrete

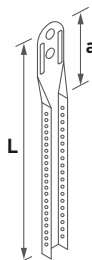
## System S 18p RAW – Bandraster System

### MATERIAL REQUIREMENTS AND GUIDE PRICE for White Suspension System per m<sup>2</sup>

Construction Elements	Module Distance Bandraster Profile	
	1280 mm	
1 Nonius Hanger	0.7 pcs	
1 Hanger Extension	0.7 pcs	
1 Safety Pin	1.4 pcs	
2 Bandraster Profile, natural grey, length 3750 mm	0.78 m	
3 Connector	0.21 pcs	
4 Wall Anchor	subject to room size and shape	
5 L Profile	2.6 pcs	
6 Z Profile	1.67 m	
7 Wall Angle, natural grey	subject to room size and shape	
8 Angle Brace	0.7 pcs	
9 CD Profile, standard	procurement via specialist trade	
10 Threaded Connections	procurement via specialist trade	
11 Metal Tile Mesh, natural grey, Type of Frame E 00092523	optional	
<b>Grid-GP, approx. [€/m<sup>2</sup>]</b>		18.99

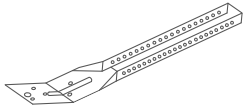
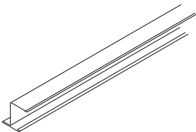
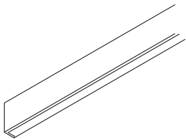
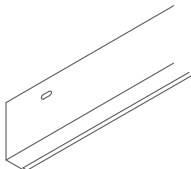
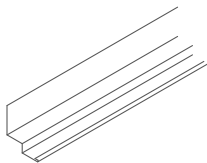
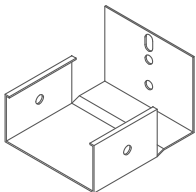

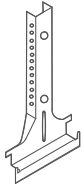
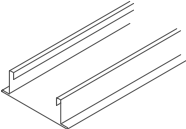
plus Wall Angle, Wall Anchor, CD Profile and, if required,  
Hanger Extension, Safety Pin and Metal Tile Mesh

### SYSTEM COMPONENTS 1/3

Illustration	Description	Specifications	Part no.	PU	Price [€]
	<b>No. 16/...</b> Hanger Extension (Nonius) suitable for no. 79/...	galvanised also available in longer lengths on request to nr. 16/100: punched throughout from no. 16/110: 504 mm perforated <b>a</b> approx. 36 mm			
	<b>No. 16/15</b>	L approx.: 123 mm	00001052	100	0.14/pce
	<b>No. 16/20</b>	L approx.: 171 mm	00001053	100	0.18/pce
	<b>No. 16/30</b>	L approx.: 273 mm	00001054	100	0.23/pce
	<b>No. 16/40</b>	L approx.: 376 mm	00001055	100	0.30/pce
	<b>No. 16/50</b>	L approx.: 476 mm	00001056	100	0.37/pce
	<b>No. 16/60</b>	L approx.: 576 mm	00001057	100	0.45/pce
	<b>No. 16/70</b>	L approx.: 676 mm	00001058	100	0.56/pce
	<b>No. 16/80</b>	L approx.: 776 mm	00001059	100	0.65/pce
	<b>No. 16/90</b>	L approx.: 876 mm	00001060	100	0.69/pce
	<b>No. 16/100</b>	L approx.: 976 mm	00001061	100	0.76/pce
	<b>No. 16/110</b>	L approx.: 1076 mm	00001062	25	0.92/pce
	<b>No. 16/120</b>	L approx.: 1176 mm	00001063	25	1.03/pce
	<b>No. 16/130</b>	L approx.: 1276 mm	00001064	25	1.08/pce
	<b>No. 16/140</b>	L approx.: 1376 mm	00001065	25	1.18/pce
	<b>No. 16/150</b>	L approx.: 1476 mm	00001066	25	1.27/pce
	<b>No. 16/160</b>	L approx.: 1576 mm	00001067	25	1.37/pce
	<b>No. 16/170</b>	L approx.: 1676 mm	00001068	25	1.44/pce
	<b>No. 16/180</b>	L approx.: 1776 mm	00001069	25	1.52/pce
	<b>No. 16/190</b>	L approx.: 1876 mm	00001070	25	1.61/pce
<b>No. 16/200</b>	L approx.: 1976 mm	00001071	25	1.75/pce	

# System S 18p RAW – Bandraster System

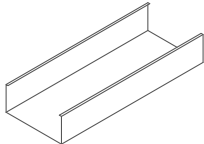
## SYSTEM COMPONENTS 2/3

	Illustration	Description	Specifications	Part no.	PU	Price [€]
8		<b>No. 17/80</b> Lower Element for Triangular Reinforcement	Length: 190 mm galvanised	00001074	100	0.52/pce
6		<b>No. 20</b> Z Profile	Height: 21 mm Flange Width: 19 mm Thickness: 0.5 mm Length: 3000 mm galvanised	00036196	25	2.00/m
5		<b>No. 37</b> L Profile	Height: 25 mm Width: 10 mm Thickness: 0.6 mm Length: 1200 mm galvanised	00013740	50	1.66/m
7		<b>No. 51/20</b> Wall Angle	Height: 50 mm Width: 20 mm Thickness: 1.0 mm visible side natural grey Length: 3000 mm	00091226	10	6.65/m
7		<b>No. 50/22</b> Shadow Wall Angle	Height: 39 mm Total Width: 30 mm Visible Width: 15 mm Thickness: 1.0 mm visible side natural grey Length: 3000 mm	00091229	15	7.15/m
4		<b>No. 75/100G</b> Wall Anchor suitable for no. 80/100G	galvanised	00084264	25	0.95/pce
1		<b>No. 76</b> Safety Pin for Nonius Hanger	Length: 70 mm Thickness: 3 mm galvanised	00070412	100	0.16/pce
1		<b>No. 79/100</b> Nonius Hanger suitable for no. 80/100G	Length: 120 mm galvanised	00001310	100	0.54/pce
2		<b>No. 80/100G</b> Bandraster Profile	Length: 3750 mm visible side natural grey	00091225	8	13.00/m

## System S 18p RAW – Bandraster System

---

### SYSTEM COMPONENTS 3/3

	Illustration	Description	Specifications	Part no.	PU	Price [€]
3		<b>No. 82/100G</b> Connector suitable for no. 80/100G	Length: galvanised 200 mm	00054620	25	1.10/pce


---



# DESIGN CEILINGS

Trapeze *by Hadi Teherani*

■ OWAconsult collection



<b>Surface:</b>	Fleece-Covered
<b>Reaction to Fire:</b>	A2-s1,d0 (EN 13501-1)
<b>Light Reflection:</b>	Approx 87 (ISO 7724-2, ISO 7724-3)
<b>Clean Room Class:</b>	ISO 5 (ISO 14644-1:1999)
<b>Recyclability:</b>	100 %



# Trapeze

Trapeze 1 (Edge 15b/10)



Trapeze 2 (Edge 15b)



Trapeze 4 (Edge 15b)



## AVAILABLE SYSTEMS

Dimension	Visible
S 15b OWAline	■

## MINERAL TILES

	Part no.	Dimension [mm]	PU	Pak/Pal	m <sup>2</sup> /Pal	$\alpha_w$	D <sub>n,f,w</sub>	Price/m <sup>2</sup> [€]	Del. Cat. <sup>1</sup>
Trapeze 1	00068150	1200 x 400/200 x 20	16	33	190.08	0.70	30 dB	72.45	X
Trapeze 2	00068151	1200 x 600 x 20	8	12	69.12	0.85	30 dB	72.45	X
Trapeze 4	00070416	1200 x 600 x 20	8	12	69.12	0.85	30 dB	72.45	X
Sinfonia <sup>2</sup>	00091519	1200 x 600 x 15	10	24	172.80	0.90	27 dB	28.45	X

<sup>1</sup> See page 6 for delivery category details.

<sup>2</sup> To allow for greater design flexibility, Sinfonia panels may also be incorporated.

⊕ Availability may be limited depending on the region. For further information, please contact our Customer Service Team: tel: +49 9373 201-0 | info@owa.de



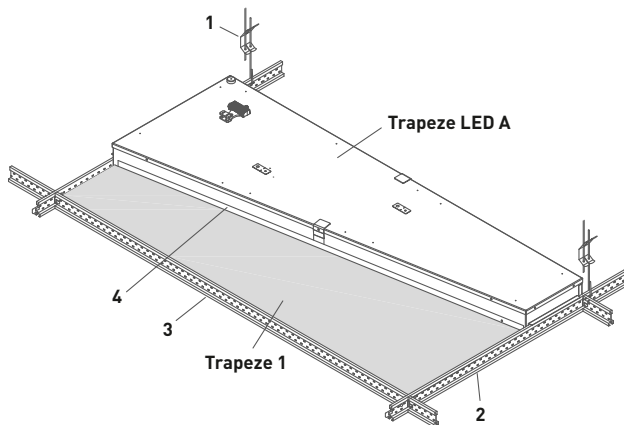
## SUSPENSION SYSTEM

System S 15b OWAline

■ OWAconstruct



VISIBLE, DEMOUNTABLE - WITH SHADOW GAP



SUITABLE FOR INTEGRATION WITH DESIGNER LIGHT FIXTURES.



**OWAlight** (page 328)

**Trapeze LED A** (page 331)

## System S 15b OWAline

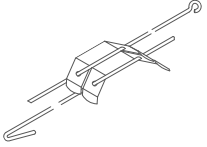
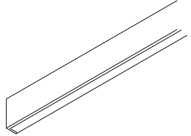
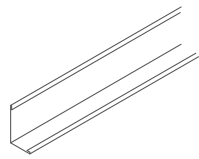
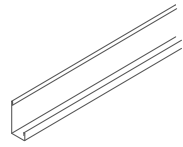
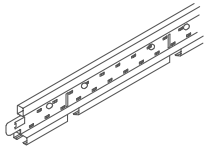
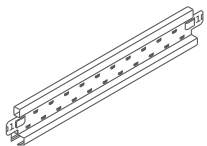
### MATERIAL REQUIREMENTS AND GUIDE PRICE for White Suspension System per m<sup>2</sup>

Construction Elements		Module Size [mm]
		1200 x 600
1	Hanger	0.7 pcs
2	Main Tee, 3000 mm, slots at 600 mm centres	0.83 m
3	Cross Tee, 1200 mm, without central slotting	1.66 m
	Wall Angle	subject to room size and shape
4	L Profile	1 pcs per Trapeze LED A Light Fixtures
Grid-GP, approx. [€/m <sup>2</sup> ]		12.26

plus Wall Angle and, if required, L Profile for Light Fixtures

When using Wall Angle no. 1456 and where additional suspension is not possible, we recommend using Connection Profiles no. 3512/3514 with 625/1250 mm. These can be cut to length, notched, and placed on Wall Profile no. 1456 on site.

### SYSTEM COMPONENTS

	Illustration	Description	Specifications	Part no.	PU	Price [€]
1		<b>No. 12/.../2<sup>1</sup></b> Adjustable Hanger with Double Tension Springs double-wire, pre-mounted Eye/Hook	Diameter: 4 mm Maximum load: 0.25 kN  Tension range: 270 mm	00075052	100	0.36/pce
4		<b>No. 37<sup>2</sup></b> L Profile for Trapeze 1	Height: 25 mm Width: 10 mm Thickness: 0.6 mm Length: 1250 mm (shorten on site) galvanised	00001119	50	1.63/m
		<b>No. 51/32G</b> Wall Angle	Height: 32 mm Width: 19 mm Thickness: 0.5 mm Length: 3000 mm visible side white	00052885	30	1.57/m
		<b>No. 1456</b> Wall Angle	Height: 32 mm Width: 15 mm Length: 3000 mm Upstand: 7.5 mm visible side white	00072785	10	1.97/m
2		<b>No. 3500</b> Main Tee	Height: 38 mm Width: 14.3 mm  outer edge and shadow gap white Length: 3000 mm	00067006	20	4.73/m
3		<b>No. 3524</b> Cross Tee	Height: 38 mm Width: 14.3 mm without central cross tee slot  outer edge and shadow gap white Length: 1200 mm	00072343	60	4.87/m

<sup>1</sup> Attention: A wire projection of at least 15 mm must be maintained at the spring.

<sup>2</sup> Trapeze 1 and the corresponding L Profile no. 37 are only required when installing Trapeze LED A Light Fixtures.



## NATURE & ACOUSTICS

### Natura – Hemp Straw Tile

■ nOWAcoustic



Award-Winning  
Sustainability:  
German  
Sustainability  
Award 2026

<b>Sound Absorption:</b>	$\alpha_w = 0.70$
<b>Material:</b>	Hemp Straw
<b>Surface:</b>	Colour-coated or Pure (uncoated)
<b>Reaction to Fire:</b>	B-s1,d0 [EN 13501-1]
<b>Humidity Resistance:</b>	Up to 70 % RH, short term
<b>Recyclability:</b>	100 %



## COLOUR SELECTION




Pure (uncoated)



Ice




Sage



Sand



Copper




Granite




Cobalt



Moss



Clay



Rust

## INSTALLATION EXAMPLE



## EDGE



## Natura – Edge N8

N8

### Natura R1 – STANDARD COLOURS

Colour	Part no.	Dimension [mm]	PU	Pak/Pal	m <sup>2</sup> /Pal	α <sub>w</sub>	Price/m <sup>2</sup> [€]	Del. Cat. <sup>1</sup>
Pure	00094738	600 x 300 x 30	12	32	69.12	0.70	129.10	B
Granite	00094750		12	32	69.12	0.70	156.60	B
Ice	00094774		12	32	69.12	0.70	156.60	B
Cobalt	00094762		12	32	69.12	0.70	156.60	B
Sage	00094798		12	32	69.12	0.70	156.60	B
Moss	00094786		12	32	69.12	0.70	156.60	B
Sand	00094822		12	32	69.12	0.70	156.60	B
Clay	00094810		12	32	69.12	0.70	156.60	B
Copper	00094846		12	32	69.12	0.70	156.60	B
Rust	00094834		12	32	69.12	0.70	156.60	B

### Natura R2 – STANDARD COLOURS

Colour	Part no.	Dimension [mm]	PU	Pak/Pal	m <sup>2</sup> /Pal	α <sub>w</sub>	Price/m <sup>2</sup> [€]	Del. Cat. <sup>1</sup>
Pure	00094740	1200 x 600 x 30	3	32	69.12	0.70	102.20	B
Granite	00094752		3	32	69.12	0.70	129.65	B
Ice	00094776		3	32	69.12	0.70	129.65	B
Cobalt	00094764		3	32	69.12	0.70	129.65	B
Sage	00094800		3	32	69.12	0.70	129.65	B
Moss	00094788		3	32	69.12	0.70	129.65	B
Sand	00094824		3	32	69.12	0.70	129.65	B
Clay	00094812		3	32	69.12	0.70	129.65	B
Copper	00094848		3	32	69.12	0.70	129.65	B
Rust	00094836		3	32	69.12	0.70	129.65	B

### Natura S1 – STANDARD COLOURS


Colour	Part no.	Dimension [mm]	PU	Pak/Pal	m <sup>2</sup> /Pal	α <sub>w</sub>	Price/m <sup>2</sup> [€]	Del. Cat. <sup>1</sup>
Pure	00094734	300 x 300 x 30	loose		0.00	0.70	168.15	B
Granite	00094746		loose		0.00	0.70	195.60	B
Ice	00094770		loose		0.00	0.70	195.60	B
Cobalt	00094758		loose		0.00	0.70	195.60	B
Sage	00094794		loose		0.00	0.70	195.60	B
Moss	00094782		loose		0.00	0.70	195.60	B
Sand	00094818		loose		0.00	0.70	195.60	B
Clay	00094806		loose		0.00	0.70	195.60	B
Copper	00094842		loose		0.00	0.70	195.60	B
Rust	00094830		loose		0.00	0.70	195.60	B

<sup>1</sup> See page 6 for delivery category details.


## Natura – Edge N8

N8


### Natura S2 – STANDARD COLOURS

Colour	Part no.	Dimension [mm]	PU	Pak/Pal	m <sup>2</sup> /Pal	α <sub>w</sub>	Price/m <sup>2</sup> [€]	Del. Cat. <sup>1</sup>
Pure	00094736	600 x 600 x 30 	6	32	69.12	0.70	115.65	B
Granite	00094748		6	32	69.12	0.70	143.10	B
Ice	00094772		6	32	69.12	0.70	143.10	B
Cobalt	00094760		6	32	69.12	0.70	143.10	B
Sage	00094796		6	32	69.12	0.70	143.10	B
Moss	00094784		6	32	69.12	0.70	143.10	B
Sand	00094820		6	32	69.12	0.70	143.10	B
Clay	00094808		6	32	69.12	0.70	143.10	B
Copper	00094844		6	32	69.12	0.70	143.10	B
Rust	00094832		6	32	69.12	0.70	143.10	B

### Natura T1 – STANDARD COLOURS

Colour	Part no.	Dimension [mm]	PU	Pak/Pal	m <sup>2</sup> /Pal	α <sub>w</sub>	Price/m <sup>2</sup> [€]	Del. Cat. <sup>1</sup>
Pure	00094742	300 x 300 x 30 	loose		0.00	0.70	213.15	B
Granite	00094754		loose		0.00	0.70	240.60	B
Ice	00094778		loose		0.00	0.70	240.60	B
Cobalt	00094766		loose		0.00	0.70	240.60	B
Sage	00094802		loose		0.00	0.70	240.60	B
Moss	00094790		loose		0.00	0.70	240.60	B
Sand	00094826		loose		0.00	0.70	240.60	B
Clay	00094814		loose		0.00	0.70	240.60	B
Copper	00094850		loose		0.00	0.70	240.60	B
Rust	00094838		loose		0.00	0.70	240.60	B

### Natura T2 – STANDARD COLOURS

Colour	Part no.	Dimension [mm]	PU	Pak/Pal	m <sup>2</sup> /Pal	α <sub>w</sub>	Price/m <sup>2</sup> [€]	Del. Cat. <sup>1</sup>
Pure	00094744	600 x 600 x 30 	12	32	69.12	0.70	160.65	B
Granite	00094756		12	32	69.12	0.70	188.10	B
Ice	00094780		12	32	69.12	0.70	188.10	B
Cobalt	00094768		12	32	69.12	0.70	188.10	B
Sage	00094804		12	32	69.12	0.70	188.10	B
Moss	00094792		12	32	69.12	0.70	188.10	B
Sand	00094828		12	32	69.12	0.70	188.10	B
Clay	00094816		12	32	69.12	0.70	188.10	B
Copper	00094852		12	32	69.12	0.70	188.10	B
Rust	00094840		12	32	69.12	0.70	188.10	B

<sup>1</sup> See page 6 for delivery category details.

## Natura – Edge N18

N18

### Natura R1 – STANDARD COLOURS

Colour	Part no.	Dimension [mm]	PU	Pak/Pal	m <sup>2</sup> /Pal	α <sub>w</sub>	Price/m <sup>2</sup> [€]	Del. Cat. <sup>1</sup>
Pure	00094739	600 x 300 x 30	12	32	69.12	0.70	129.10	B
Granite	00094751		12	32	69.12	0.70	156.60	B
Ice	00094775		12	32	69.12	0.70	156.60	B
Cobalt	00094763		12	32	69.12	0.70	156.60	B
Sage	00094799		12	32	69.12	0.70	156.60	B
Moss	00094787		12	32	69.12	0.70	156.60	B
Sand	00094823		12	32	69.12	0.70	156.60	B
Clay	00094811		12	32	69.12	0.70	156.60	B
Copper	00094847		12	32	69.12	0.70	156.60	B
Rust	00094835		12	32	69.12	0.70	156.60	B

### Natura R2 – STANDARD COLOURS

Colour	Part no.	Dimension [mm]	PU	Pak/Pal	m <sup>2</sup> /Pal	α <sub>w</sub>	Price/m <sup>2</sup> [€]	Del. Cat. <sup>1</sup>
Pure	00094741	1200 x 600 x 30	3	32	69.12	0.70	102.20	B
Granite	00094753		3	32	69.12	0.70	129.65	B
Ice	00094777		3	32	69.12	0.70	129.65	B
Cobalt	00094765		3	32	69.12	0.70	129.65	B
Sage	00094801		3	32	69.12	0.70	129.65	B
Moss	00094789		3	32	69.12	0.70	129.65	B
Sand	00094825		3	32	69.12	0.70	129.65	B
Clay	00094813		3	32	69.12	0.70	129.65	B
Copper	00094849		3	32	69.12	0.70	129.65	B
Rust	00094837		3	32	69.12	0.70	129.65	B

### Natura S1 – STANDARD COLOURS


Colour	Part no.	Dimension [mm]	PU	Pak/Pal	m <sup>2</sup> /Pal	α <sub>w</sub>	Price/m <sup>2</sup> [€]	Del. Cat. <sup>1</sup>
Pure	00094735	300 x 300 x 30	loose		0.00	0.70	168.15	B
Granite	00094747		loose		0.00	0.70	195.60	B
Ice	00094771		loose		0.00	0.70	195.60	B
Cobalt	00094759		loose		0.00	0.70	195.60	B
Sage	00094795		loose		0.00	0.70	195.60	B
Moss	00094783		loose		0.00	0.70	195.60	B
Sand	00094819		loose		0.00	0.70	195.60	B
Clay	00094807		loose		0.00	0.70	195.60	B
Copper	00094843		loose		0.00	0.70	195.60	B
Rust	00094831		loose		0.00	0.70	195.60	B

<sup>1</sup> See page 6 for delivery category details.


## Natura – Edge N18

N18


### Natura S2 – STANDARD COLOURS

Colour	Part no.	Dimension [mm]	PU	Pak/Pal	m <sup>2</sup> /Pal	α <sub>w</sub>	Price/m <sup>2</sup> [€]	Del. Cat. <sup>1</sup>
Pure	00094737	600 x 600 x 30 	6	32	69.12	0.70	115.65	B
Granite	00094749		6	32	69.12	0.70	143.10	B
Ice	00094773		6	32	69.12	0.70	143.10	B
Cobalt	00094761		6	32	69.12	0.70	143.10	B
Sage	00094797		6	32	69.12	0.70	143.10	B
Moss	00094785		6	32	69.12	0.70	143.10	B
Sand	00094821		6	32	69.12	0.70	143.10	B
Clay	00094809		6	32	69.12	0.70	143.10	B
Copper	00094845		6	32	69.12	0.70	143.10	B
Rust	00094833		6	32	69.12	0.70	143.10	B

### Natura T1 – STANDARD COLOURS

Colour	Part no.	Dimension [mm]	PU	Pak/Pal	m <sup>2</sup> /Pal	α <sub>w</sub>	Price/m <sup>2</sup> [€]	Del. Cat. <sup>1</sup>
Pure	00094743	300 x 300 x 30 	loose		0.00	0.70	213.15	B
Granite	00094755		loose		0.00	0.70	240.60	B
Ice	00094779		loose		0.00	0.70	240.60	B
Cobalt	00094767		loose		0.00	0.70	240.60	B
Sage	00094803		loose		0.00	0.70	240.60	B
Moss	00094791		loose		0.00	0.70	240.60	B
Sand	00094827		loose		0.00	0.70	240.60	B
Clay	00094815		loose		0.00	0.70	240.60	B
Copper	00094851		loose		0.00	0.70	240.60	B
Rust	00094839		loose		0.00	0.70	240.60	B

### Natura T2 – STANDARD COLOURS

Colour	Part no.	Dimension [mm]	PU	Pak/Pal	m <sup>2</sup> /Pal	α <sub>w</sub>	Price/m <sup>2</sup> [€]	Del. Cat. <sup>1</sup>
Pure	00094745	600 x 600 x 30 	12	32	69.12	0.70	160.65	B
Granite	00094757		12	32	69.12	0.70	188.10	B
Ice	00094781		12	32	69.12	0.70	188.10	B
Cobalt	00094769		12	32	69.12	0.70	188.10	B
Sage	00094805		12	32	69.12	0.70	188.10	B
Moss	00094793		12	32	69.12	0.70	188.10	B
Sand	00094829		12	32	69.12	0.70	188.10	B
Clay	00094817		12	32	69.12	0.70	188.10	B
Copper	00094853		12	32	69.12	0.70	188.10	B
Rust	00094841		12	32	69.12	0.70	188.10	B

<sup>1</sup> See page 6 for delivery category details.

## Natura Installation Accessories

---

### SYSTEM COMPONENTS

Description	Specifications	Part no.	PU	Price [€]
Natura Adhesive <b>Torggler Strong</b>	for Natura – Hemp Straw Tile 290 ml Cartridge	00095497	loose	20.95/pce

For minor touch-up work, we include with each delivery a small bottle of touch-up paint in the chosen colour.






## NATURE & ACOUSTICS

### Selecta Hemp – Hemp Fibre Absorbers


■ nOWAcoustic



Nature




Ginger Grey



Crimson Red



Smoky Grey



Sand Brown

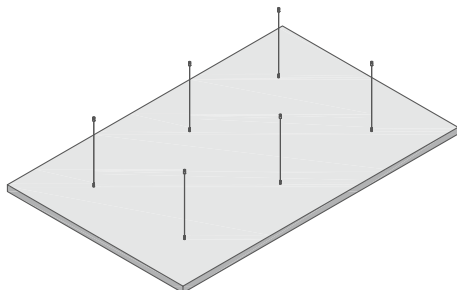
<b>Sound Absorption:</b>	See Sedcard Selecta Hemp
<b>Material:</b>	Hemp Fibre
<b>Surface:</b>	Natural or Colour-Coated
<b>Reaction to Fire:</b>	E (EN 13501-1)
<b>Humidity Resistance:</b>	Up to 70 % RH, short term
<b>Recyclability:</b>	100 %



# Selecta Hemp – Edge N15

N15

## Selecta Hemp



Colour <sup>1</sup>	Part no.	Dimension [mm]	PU	Pak/Pal	Price/pce [€]	Del. Cat. <sup>2</sup>
Nature	00094075	1880 x 1200 x 45	1	20	440.00 <sup>3</sup>	X
Ginger Grey	00094098		1	20	685.00 <sup>3</sup>	X
Crimson Red	00094099		1	20	685.00 <sup>3</sup>	X
Smoky Grey	00094097		1	20	685.00 <sup>3</sup>	X
Sand Brown	00094100		1	20	685.00 <sup>3</sup>	X

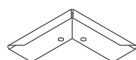
## Selecta Hemp Installation Accessories

	Description/Dimensionen	Order Quantity	Part no.
Ceiling Installation	Set includes 6 Rope Sets consisting of M6 Ceiling Fixing, Wire Rope, length 1500 mm and Spiral Hanger with Quick Adjuster	1	00094143 <sup>3</sup>
Wall Installation	Set includes 5 Outer Corner with drilled holes, visible side white	1	00095375 <sup>3</sup>

Installation accessories are permitted solely for static loads; they are not suitable for dynamic or moving loads.



Wire Rope Set  
for Ceiling Installation



Outer Corners with Boreholes  
for Wall Installation

<sup>1</sup> Further Colours available upon request.

<sup>2</sup> See page 6 for delivery category details.

<sup>3</sup> Each price includes one Installation Kit; please specify and order the desired set.

## ABSORBERS

---

- OWAconsult collection
- OWAteca

Sophisticated aesthetics, acoustic harmony and functional elegance. OWA absorbers combine state-of-the-art technology with the highest acoustic standards, redefining interior design entirely.

By being mounted on ceilings or walls, they open up completely new design possibilities while ensuring maximum acoustic efficiency. The range includes a wide variety of shapes, materials and colours.

OWA absorbers integrate seamlessly into existing design concepts, creating a harmonious balance between form and function.





# ABSORBERS

## Corpus – Canopies/Wall Absorbers

■ OWAconsult collection



**Sound Absorption:**

See brochures [1964 e Canopy](#) or [1587 e Wall Absorber](#)

**Material:**

Glass Wool

**Surface:**

Visible surfaces and edges fleece-laminated white

**Humidity Resistance:**

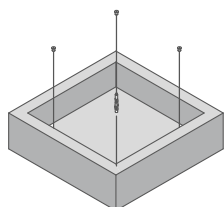
Up to 90 % RH, short term



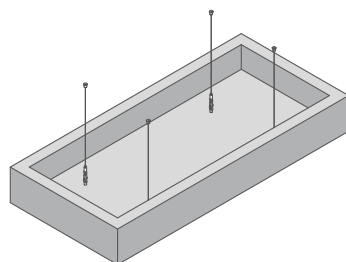
# Corpus

Our Corpus Absorbers can be used for **Ceiling Installation** (with Suspension Kits) or **Wall Installation** (with Wall Claws). The illustrations show the elements as Canopies with Rope Suspension.

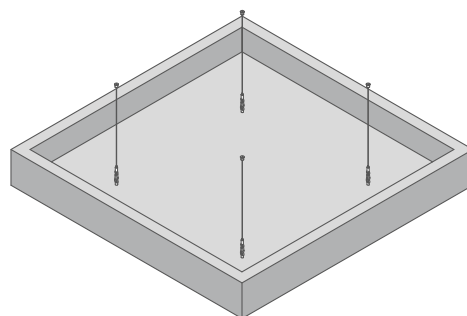
Corpus S1



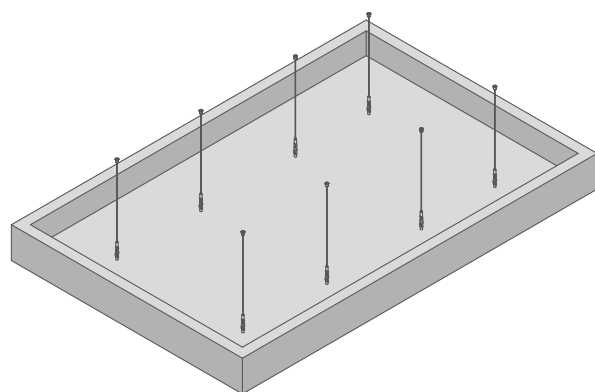
Corpus M1



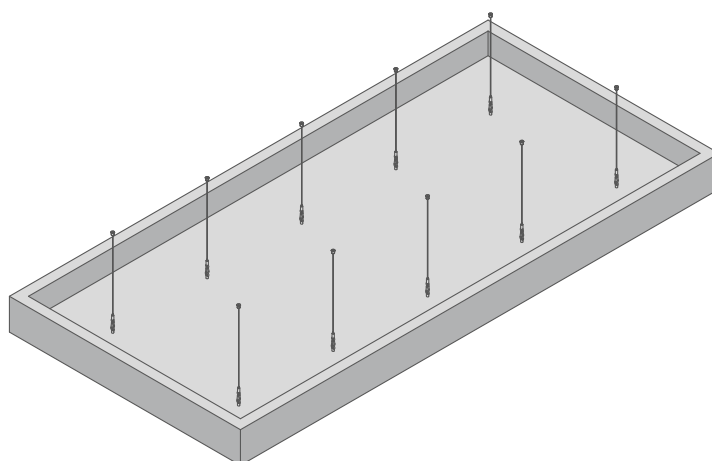
Corpus L1



Corpus XL1



Corpus XXL1



## INSTALLATION EXAMPLES



# Corpus

	Colour	Part no.	Dimension [mm, nom.]	PU	Price/pce [€]	Del. Cat. <sup>1</sup>
Corpus S1	Fleece White	00074869	520 x 520 x 150	1	260.65 <sup>2</sup>	X
Corpus S2		00074870	520 x 520 x 300		347.05 <sup>2</sup>	X
Corpus M1		00074871	1120 x 520 x 150		347.05 <sup>2</sup>	X
Corpus M2		00074872	1120 x 520 x 300		394.65 <sup>2</sup>	X
Corpus L1		00074873	1120 x 1120 x 150		394.65 <sup>2</sup>	X
Corpus L2		00074874	1120 x 1120 x 300		483.60 <sup>2</sup>	X
Corpus XL1		00074875	1120 x 1720 x 150		572.00 <sup>2</sup>	X
Corpus XL2		00074876	1120 x 1720 x 300		663.10 <sup>2</sup>	X
Corpus XXL1		00074877	1120 x 2320 x 150		710.45 <sup>2</sup>	X
Corpus XXL2		00074878	1120 x 2320 x 300		799.45 <sup>2</sup>	X

## COMPATIBLE WITH DESIGNER LUMINAIRE



**Corpus LED** (page 332)

<sup>1</sup> See page 6 for delivery category details.

<sup>2</sup> Each price includes one Installation Kit; please specify and order the desired set.

# Corpus Installation Kits

## CEILING INSTALLATION

	Description/Specifications	Order Quantity	Part no.
Corpus S, M, L	Set includes 4 Rope Sets consisting of M6 Ceiling Fixing, Wire Rope, length 1500 mm and Spiral Hanger with Quick Adjuster	1	00082764 <sup>1</sup>
Corpus XL	Set includes 4 Rope Sets consisting of M6 Ceiling Fixing, Wire Rope, length 1500 mm and Spiral Hanger with Quick Adjuster	2	00082764 <sup>1</sup>
Corpus XXL	Set includes 4 Rope Sets consisting of M6 Ceiling Fixing, Wire Rope, length 1500 mm and Spiral Hanger with Quick Adjuster AND	1	00082764 <sup>1</sup>
	Set includes 6 Rope Sets consisting of M6 Ceiling Fixing, Wire Rope, length 1500 mm and Spiral Hanger with Quick Adjuster	1	00082763 <sup>1</sup>

## WALL INSTALLATION

	Description/Specifications	Order Quantity	Part no.
Corpus S, M, L	Set includes 4 Wall Claws	1	00073602 <sup>1</sup>
Corpus XL	Set includes 6 Wall Claws	2	00073603 <sup>1</sup>
Corpus XXL	Set includes 4 Wall Claws AND	1	00073602 <sup>1</sup>
	Set includes 6 Wall Claws	1	00073603 <sup>1</sup>



Wire Rope Set for Ceiling Installation



Wall Claw for Wall Installation

Installation accessories are permitted solely for static loads; they are not suitable for dynamic or moving loads.


<sup>1</sup> Each price includes one Installation Kit; please specify and order the desired set.



# ABSORBERS

## Selecta – Canopies/Wall Absorbers

■ OWAconsult collection



Fleece White



Fleece Black



Coloured Fabric as per fabric sample (page 69)

**Sound Absorption:**

See brochures [1964 e Canopy](#) or [1587 e Wall Absorber](#)

**Material:**

Glass Wool

**Surface:**

Visible surfaces and edges Fleece-Covered or with coloured fabric covering

**Brandverhalten\*:**

Fleece white: A2-s1,d0 (EN 13501-1), fleece black: A2-s3,d0 (EN 13501-1)

**Humidity Resistance:**

Up to 90 % RH, short term

\*Only with Fleece-Covered version

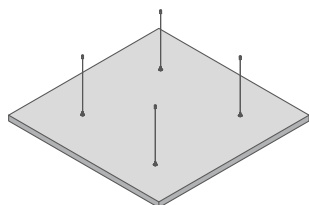


With Fleece-Covered version

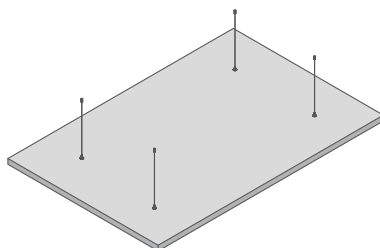
# Selecta

Our Selecta Absorbers can be used for **Ceiling Installation** (with Suspension Kits) or **Wall Installation** (with Wall Claws). The illustrations show the elements as Canopies with Rope Suspension.

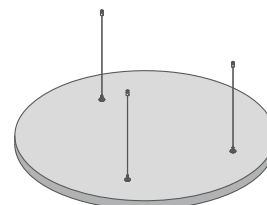
Selecta one



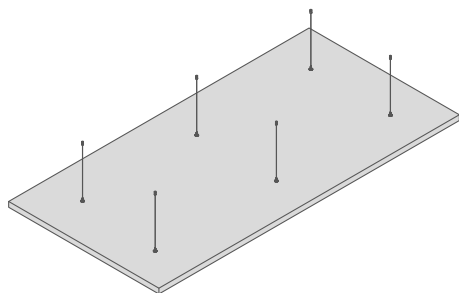
Selecta plus



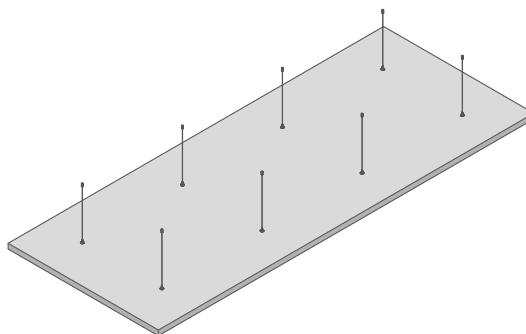
Selecta loop



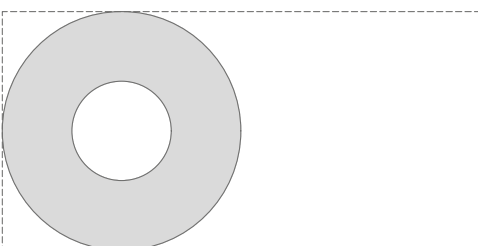
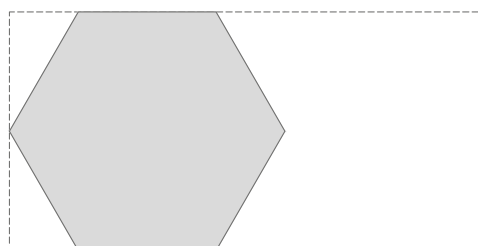
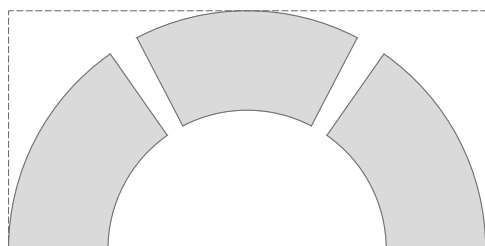
Selecta grande



Selecta grande XL



## Selecta flex – Design Examples



The dashed line indicates the maximum possible size (2400 × 1200 mm). All shapes must be checked for feasibility in advance. Absorption values and required installation accessories depend on the desired geometry.

# Selecta

## FLEECE-COVERED

	Colour	Part no.	Dimension [mm, nom.]	PU	Price/pce [€]	Del. Cat. <sup>1</sup>
Selecta one	Fleece White	00074782	1200 x 1200 x 40	1	229.75 <sup>2</sup>	B
	Fleece Black	00093109			242.10 <sup>2</sup>	X
Selecta plus	Fleece White	00074783	1800 x 1200 x 40		301.65 <sup>2</sup>	B
	Fleece Black	00093111			320.50 <sup>2</sup>	X
Selecta grande	Fleece White	00074780	2400 x 1200 x 40		409.75 <sup>2</sup>	B
	Fleece Black	00093113			436.15 <sup>2</sup>	X
Selecta grande XL	Fleece White	00092154	3000 x 1200 x 40		599.85 <sup>2</sup>	X
	Fleece Black	00093115			653.85 <sup>2</sup>	X
Selecta loop 800	Fleece White	00077120	Ø 800 x 40		166.25 <sup>2</sup>	B
	Fleece Black	00093117			174.55 <sup>2</sup>	X
Selecta loop 1000	Fleece White	00077180	Ø 1000 x 40		204.15 <sup>2</sup>	B
	Fleece Black	00093119			213.75 <sup>2</sup>	X
Selecta loop 1200	Fleece White	00074781	Ø 1200 x 40		220.70 <sup>2</sup>	B
	Fleece Black	00093121			231.70 <sup>2</sup>	X
Selecta flex	Fleece White	on request	max. 2400 x max. 1200 x 40	on request <sup>2</sup>	X	
	Fleece Black	on request		on request <sup>2</sup>	X	

A pair of Installation Gloves is included in the delivery.

## FABRIC COVERED

	Colour	Part no.	Dimension [mm, nom.]	PU	Price/pce [€]	Del. Cat. <sup>1</sup>
Selecta one	as per Fabric Sample (page 69)	on request	1200 x 1200 x 40	1	251.05 <sup>2</sup>	X
Selecta plus		on request	1800 x 1200 x 40		333.35 <sup>2</sup>	X
Selecta grande		on request	2400 x 1200 x 40		441.95 <sup>2</sup>	X
Selecta grande XL		on request	3000 x 1200 x 40		647.85 <sup>2</sup>	X
Selecta loop 800		on request	Ø 800 x 40		186.05 <sup>2</sup>	X
Selecta loop 1000		on request	Ø 1000 x 40		235.45 <sup>2</sup>	X
Selecta loop 1200		on request	Ø 1200 x 40		255.90 <sup>2</sup>	X
Selecta flex		on request	max. 2400 x max. 1200 x 40		on request <sup>2</sup>	X

<sup>1</sup> See page 6 for delivery category details.

<sup>2</sup> Each price includes one Installation Kit; please specify and order the desired set.

# Selecta Installation Kits

## CEILING INSTALLATION

	Description/Specifications	Order Quantity	Part no.
Selecta one, plus	Set includes 4 Rope Sets consisting of Ceiling Fixing, Wire Rope, length 1500 mm and Spiral Hanger with Quick Adjuster	1	00082764 <sup>1</sup>
Selecta grande	Set includes 6 Rope Sets consisting of Ceiling Fixing, Wire Rope, length 1500 mm and Spiral Hanger with Quick Adjuster	1	00082763 <sup>1</sup>
Selecta grande XL	Set includes 4 Rope Sets consisting of Ceiling Fixing, Wire Rope, length 1500 mm and Spiral Hanger with Quick Adjuster	2	00082764 <sup>1</sup>
Selecta loop	Set includes 3 Rope Sets consisting of Ceiling Fixing, Wire Rope, length 1500 mm and Spiral Hanger with Quick Adjuster	1	00082762 <sup>1</sup>
Selecta flex	depending on size and shape		
Connecting Clamp	fixing distance of the Connecting Clamps < 300 mm, PU: 25 pcs	as required	00080545 <sup>2</sup>

## DIRECT INSTALLATION

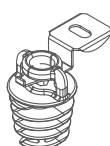
	Description/Specifications	Order Quantity	Part no.
Selecta one, plus	Set includes 2 Z Hooks and 2 Spiral Hangers	2	00088137 <sup>1</sup>
Selecta grande	Set includes 2 Z Hooks and 2 Spiral Hangers	3	00088137 <sup>1</sup>
Selecta grande XL	Set includes 2 Z Hooks and 2 Spiral Hangers	4	00088137 <sup>1</sup>
Selecta loop	Set includes 2 Z Hooks and 2 Spiral Hangers	2	00088137 <sup>1</sup>
Selecta flex	depending on size and shape		
Connecting Clamp	fixing distance of the Connecting Clamps < 300 mm, PU: 25 pcs	as required	00080545 <sup>2</sup>

## WALL INSTALLATION

	Description/Specifications	Order Quantity	Part no.
Selecta one, plus	Set includes 4 Wall Claws	1	00073602 <sup>1</sup>
Selecta grande	Set includes 6 Wall Claws	1	00073603 <sup>1</sup>
Selecta grande XL	Set includes 4 Wall Claws	2	00073602 <sup>1</sup>
Selecta loop	Set includes 6 Wall Claws (for 2 Selecta loop)	1	00073603 <sup>1</sup>
Selecta flex	depending on size and shape		
Connecting Clamp	fixing distance of the Connecting Clamps < 300 mm, PU: 25 pcs	as required	00080545 <sup>2</sup>



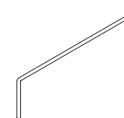
Wire Rope Set for Ceiling Installation



Z Hook for Direct Installation



Wall Claw for Wall Installation



Connecting Clamp for mounting two or more Canopies to each other

Installation accessories are permitted solely for static loads; they are not suitable for dynamic or moving loads.


<sup>1</sup> Each price includes one Installation Kit; please specify and order the desired set.

<sup>2</sup> Price see OWAconstruct Index, page 393

## ABSORBERS

### Creaprint – Canopies/Wall Absorbers

■ OWAconsult collection



Fleece-Covered, Printed

<b>Sound Absorption:</b>	See brochure <a href="#">1587 e Wall Absorber</a>
<b>Material:</b>	Glass Wool
<b>Surface:</b>	Visible surfaces and edges Fleece-Covered Visible surface printed, edges white.
<b>Reaction to Fire:</b>	C-s1,d0 (EN 13501-1)
<b>Humidity Resistance:</b>	Up to 90 % RH, short term



# Creaprint

	Colour	Part no.	Dimension [mm, nom.]	PU	Price/pce [€]	Del. Cat. <sup>1</sup>
Creaprint one		00091111	1200 x 1200 x 40		on request <sup>2</sup>	X
Creaprint plus	Fleece White, individually printed	00091264	1800 x 1200 x 40	1	on request <sup>2</sup>	X
Creaprint grande		00091265	2400 x 1200 x 40		on request <sup>2</sup>	X
Creaprint grande XL		00093665	3000 x 1200 x 40		on request <sup>2</sup>	X

A pair of Installation Gloves is included in the delivery.

## Creaprint Installation Kits

### CEILING INSTALLATION

	Description/Specifications	Order Quantity	Part no.
Creaprint one, plus	Set includes 4 Rope Sets consisting of M6 Ceiling Fixing, Wire Rope, length 1500 mm and Spiral Hanger with Quick Adjuster	1	00082764 <sup>2</sup>
Creaprint grande	Set includes 6 Rope Sets consisting of M6 Ceiling Fixing, Wire Rope, length 1500 mm and Spiral Hanger with Quick Adjuster	1	00082763 <sup>2</sup>
Creaprint grande XL	Set includes 4 Rope Sets consisting of M6 Ceiling Fixing, Wire Rope, length 1500 mm and Spiral Hanger with Quick Adjuster	2	00082764 <sup>2</sup>
Connecting Clamp	fixing distance of the Connecting Clamps < 300 mm, PU: 25 pcs	as required	00080545 <sup>3</sup>

### DIRECT INSTALLATION

	Description/Specifications	Order Quantity	Part no.
Creaprint one, plus	Set includes 2 Z Hooks and 2 Spiral Hangers	2	00088137 <sup>2</sup>
Creaprint grande	Set includes 2 Z Hooks and 2 Spiral Hangers	3	00088137 <sup>2</sup>
Creaprint grande XL	Set includes 2 Z Hooks and 2 Spiral Hangers	4	00088137 <sup>2</sup>
Connecting Clamp	fixing distance of the Connecting Clamps < 300 mm, PU: 25 pcs	as required	00080545 <sup>3</sup>

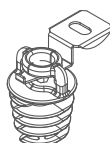
### WALL INSTALLATION

	Description/Specifications	Order Quantity	Part no.
Creaprint one, plus	Set includes 4 Wall Claws	1	00073602 <sup>2</sup>
Creaprint grande	Set includes 6 Wall Claws	1	00073603 <sup>2</sup>
Creaprint grande XL	Set includes 4 Wall Claws	2	00073602 <sup>2</sup>
Connecting Clamp	fixing distance of the Connecting Clamps < 300 mm, PU: 25 pcs	as required	00080545 <sup>3</sup>



Wire Rope Set for Ceiling Installation

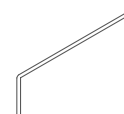
Installation accessories are permitted solely for static loads; they are not suitable for dynamic or moving loads.



Z Hook for Direct Installation



Wall Claw for Wall Installation



Connecting Clamp for mounting two or more Canopies to each other

<sup>1</sup> See page 6 for delivery category details.


<sup>2</sup> Each price includes one Installation Kit; please specify and order the desired set.

<sup>3</sup> Price see OWAconstruct Index, page 393

# ABSORBERS

## Selecta Metal - Canopies

■ OWAtecta

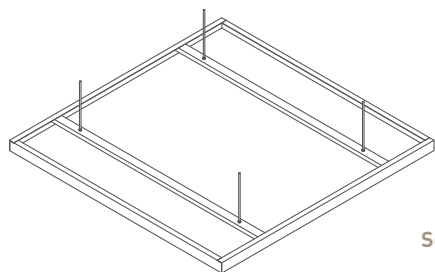


<b>Sound Absorption:</b>	See brochure <a href="#">1964 e Canopy</a>
<b>Material:</b>	Metal Tile, galvanised steel sheet
<b>Surface:</b>	Powder-Coated, white
<b>Lochung:</b>	Rg2516 Ø 2.5 mm 16 % free cross-sectional area
<b>Reaction to Fire:</b>	A2-s1,d0 (EN 13501-1)
<b>Humidity Resistance:</b>	Up to 90 % RH, short term

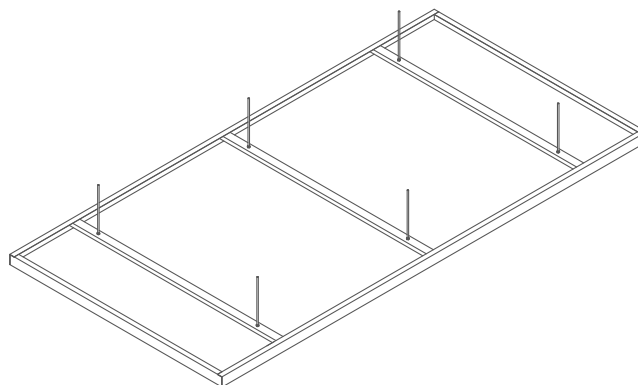


## Selecta Metal

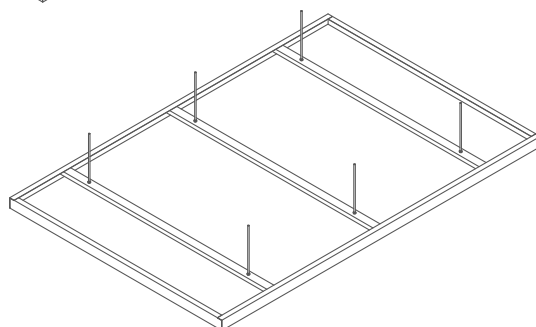
Selecta Metal one



Selecta Metal grande



Selecta Metal plus



	Part no.	Dimension [mm, nom.]	PU	Price/pce [€]	Del. Cat. <sup>1</sup>
Selecta Metal one	00092132	1200 x 1200 x 50		214.45	X
Selecta Metal plus	00092133	1800 x 1200 x 50	1	292.85	X
Selecta Metal grande	00092134	2400 x 1200 x 50		382.50	X

Special formats/special shapes on request. Minimum quantity surcharge of 350.00 €/call for orders of special formats/special shapes less than 35 pieces.

## Selecta Metal Installation

Installation of Canopies on site with M6 Threaded Rods in appropriate number; Threaded Rods not part of delivery.

	Required Accessories	
Selecta Metal one	4 Threaded Rods M6	
Selecta Metal plus	6 Threaded Rods M6	procurement via specialist trade
Selecta Metal grande	6 Threaded Rods M6	



Installation accessories are permitted solely for static loads; they are not suitable for dynamic or moving loads.

<sup>1</sup> See page 6 for delivery category details.

# ABSORBERS

## Magnetic Pinboard Absorber

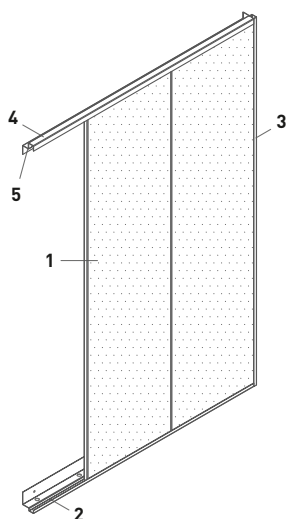
■ OWAtecta



<b>Sound Absorption:</b>	See brochure <a href="#">9366_e</a>
<b>Material:</b>	Metal Tile, galvanised steel sheet
<b>Surface:</b>	Powder-Coated, white
<b>Lochung:</b>	Rg2516 Ø 2.5 mm 16 % free cross-sectional area
<b>Reaction to Fire:</b>	A2-s1,d0 (EN 13501-1)
<b>Humidity Resistance:</b>	Up to 90 % RH, short term



## Magnetic Pinboard Absorber



		Part no.	Description/Specifications	PU	Price/pce [€]	Del. Cat. <sup>1</sup>
1	Absorber Element Rg2516	00078515	1500 x 400 x 0.6 mm	5	113.25 <sup>2</sup>	B
	Mineral Tile	00057153	1500 x 396 x 15 mm	10		
2	Basic Assembly, white for field size: approx. 2016 x 1518 mm	00078513	1 pce Bottom Frame Profile, length 1990 mm	1	261.50	B
3			2 pcs Side Frame Profile, length 1518 mm			
4			1 pce Top Frame Profile, length 1990 mm			
	Extension Assembly, white for extension to any length (in 400 mm increments)	00078514	1 pce Bottom Frame Profile, length 2000 mm 1 pce Top Frame Profile, length 2000 mm can be cut to size on site	1	128.60	B
5	Sealing Tape no. 99308, anthracite	00078524	25 m roll	1	0.48	B

### MATERIALBEDARF for Standard Field Size (field width 2016 mm × field height 1518 mm)

Construction Elements	Field Length (extendable in 400 mm increments)		
	2000 mm	4000 mm	6000 mm
1 Metal Tile 5/P, Metal tile 1500 x 400 mm	5 pcs	10 pcs	15 pcs
Mineral Tile 10/P, 1500 x 396 mm sharp-edged all around Front Side: Harmony without Primer, back side: without Primer.	10 pcs	10 pcs	20 pcs
Basic Assembly for OWAtecta Pinboard Absorber S 60 consisting of:			
2 1 pcs Bottom Frame Profile (51.5/31.5/13/23/13.5 x 1990 mm) Profile Colour: White	1 pcs	1 pcs	1 pcs
3 2 pcs Side Frame Profile (51.5/31.5/13/23/13.5 x 1518 mm)			
4 1 pcs Top Frame Profile (37/29/25.5/25.5/21.5 x 1990 mm)			
5 Sealing Tape	1 roll	1 roll	1 roll
Extension Assembly for Pinboard Absorber S 60 consisting of:			
1 pcs Bottom Frame Profile (51.5/31.5/13/23/13.5 x 2000 mm) Profile Colour: White	–	1 pcs	2 pcs
1 pcs Top Frame Profile (37/29/25.5/25.5/21.5 x 2000 mm)			

Please Note: Purchases only available in complete packs or assemblies.

<sup>1</sup> See page 6 for delivery category details.


<sup>2</sup> Price incl. Mineral Tile



# ABSORBERS

## FreeStyle Baffles

■ OWAconsult collection



Fleece White



Fleece Black



Coloured Fabric as per fabric sample (page 69)

**Sound Absorption:**

See brochure [1964 e Canopy](#)

**Material:**

Glass Wool

**Surface:**

Visible surfaces and edges Fleece-Covered or with coloured fabric covering

**Brandverhalten\*:**

Fleece white: A2-s1,d0 (EN 13501-1), fleece black: A2-s3,d0 (EN 13501-1)

**Humidity Resistance:**

Up to 90 % RH, short term

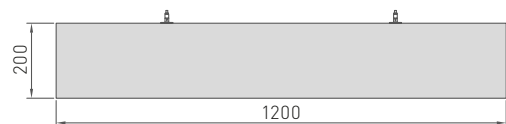
\*Only with Fleece-Covered version



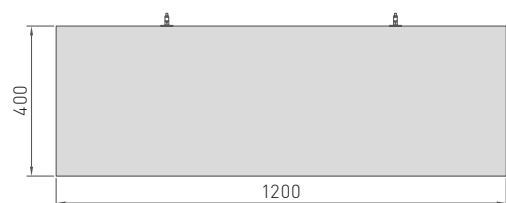
With Fleece-Covered version

# FreeStyle Baffles

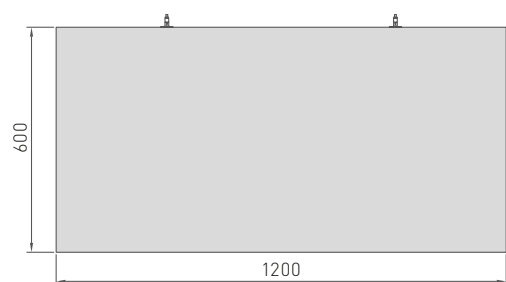
## FreeStyle S



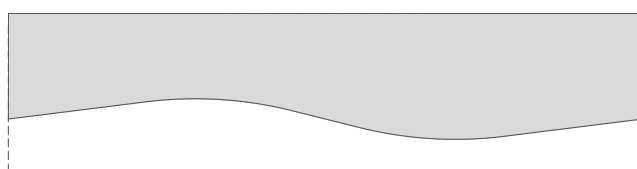

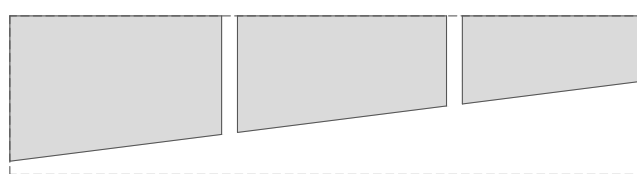

## FreeStyle M



## FreeStyle L



## FreeStyle flex – Design Examples



The dashed line indicates the maximum possible size (2400 × 1200 mm). All shapes must be checked for feasibility in advance. Absorption values and required installation accessories depend on the desired geometry.

## FreeStyle Baffles

### FLEECE-COVERED

	Colour	Part no.	Dimension [mm, nom.]	PU	Price/packet [€]	Del. Cat. <sup>1</sup>
FreeStyle S	Fleece White	00076308	1200 x 200 x 40	6	222.90	B
	Fleece Black	00093123			233.50	X
FreeStyle M	Fleece White	00076639	1200 x 400 x 40	3	211.00	B
	Fleece Black	00093125			217.85	X
FreeStyle L	Fleece White	00076796	1200 x 600 x 40	2	202.35	X
	Fleece Black	00093127			216.10	X
FreeStyle flex	Fleece White	on request	max. 2400 x max. 600 x 40		on request	X
	Fleece Black	on request			on request	X

A pair of Installation Gloves is included in the delivery.

### FABRIC COVERED

	Colour	Part no.	Dimension [mm, nom.]	PU	Price/packet [€]	Del. Cat. <sup>1</sup>
FreeStyle S	as per Fabric Sample (page 69)	on request	1200 x 200 x 40	6	279.25	X
FreeStyle M		on request	1200 x 400 x 40	3	247.30	X
FreeStyle L		on request	1200 x 600 x 40	2	246.75	X
FreeStyle flex		on request	max. 2400 x max. 600 x 40		on request	X

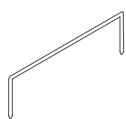
## FreeStyle Baffles Installation Kits

### WIRE SUSPENSION

Description/Specifications	PU	Part no.	Price [€]	Del. Cat. <sup>1</sup>
Set includes 2 Rope Sets consisting of M6 Ceiling Fixing, Wire Rope, length 1500 mm and Spiral Hanger with Quick Adjuster	1	00082765	24.40 <sup>2</sup> /Set	C
Connecting Clamp for longitudinal joint of Baffles on the top Fixing distance of the Connecting Clamps < 300 mm	25	00080545	31.80 <sup>2</sup> /packet	X
Plastic Pin for longitudinal connection of two Baffles in the lower area	200	00082538	247.20 <sup>2</sup> /packet	X



Wire Rope Set



Connecting Clamp



Plastic Pin

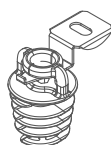
<sup>1</sup> See page 6 for delivery category details.

<sup>2</sup> Order one fitting set per Baffle

# FreeStyle Baffles Installation Kits

## DIRECT INSTALLATION

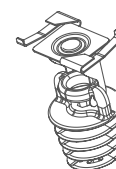
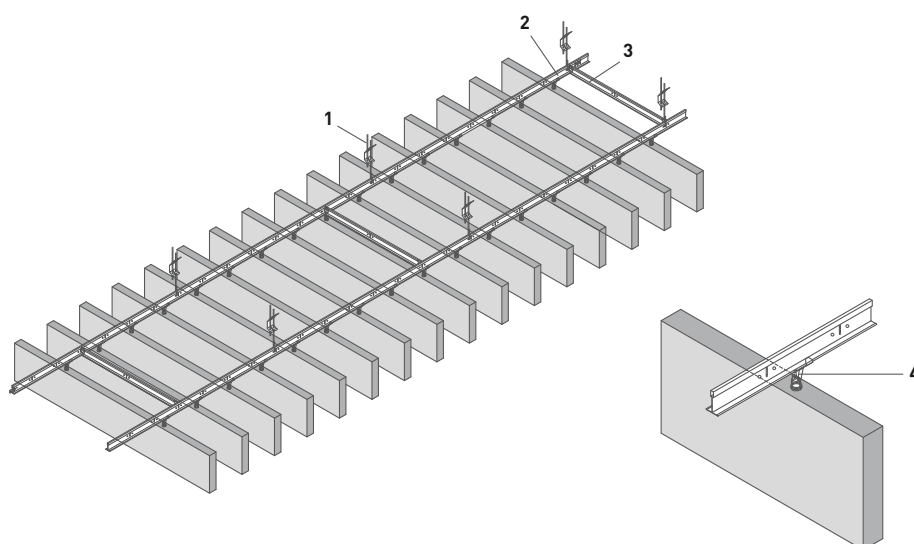
Description/Specifications	PU	Part no.	Price/Set [€]	Del. Cat. <sup>1</sup>
Set includes 2 Z Hooks and 2 Spiral Hangers	1	00088137	13.05 <sup>2</sup>	C



Z Hook for Direct Installation

## INSTALLATION WITH SYSTEM S 3

	Description/Specifications	PU	Part no.	Price [€]	Del. Cat. <sup>1</sup>
<b>1</b>	12/30/2 Adjustable Hanger with Double Tension Springs diameter: 4 mm, maximum load: 0.25 KN, tension range: 270 mm; A wire projection of at least 15 mm must be maintained at the spring.	100	00075052	0.36/pcs	A
<b>2</b>	45 Main Tee, height: 38 mm, width: 24 mm, length: 3750 mm, visible side: White	25	00066011	1.87/m	A
<b>3</b>	46 Cross Tee, height: 32 mm, width: 24 mm, length: 625 mm, visible side: White	75	00059095	1.87/m	A
<b>4</b>	Set includes 2 Mounting Clips with Suspension Bracket and 2 Spiral Hangers with Head Geometry for Suspension Bracket	1	00091457	18.60/Set	X
	Connecting Clamp for longitudinal Baffle connection	25	00080545	31.80/packet	X
	Plastic Pin for longitudinal connection of two Baffle in the lower area	200	00082538	247.20/ packet	X



Mounting Clips with Spiral Hanger

Installation accessories are permitted solely for static loads; they are not suitable for dynamic or moving loads.

<sup>1</sup> See page 6 for delivery category details.

<sup>2</sup> Order one fitting set per Baffle




# ABSORBERS

## FreeStyle Wall Absorbers

■ OWAconsult collection



No. 52827 Red



No. 52829 Dark Brown



No. 52836 Light Beige



No. 52837 Brown



Coloured Fabric as per fabric sample (page 69)

**Sound Absorption:**

**Material:**

**Surface:**

**Humidity Resistance:**

See brochure [1587 e Wall Absorber](#)

Glass Wool

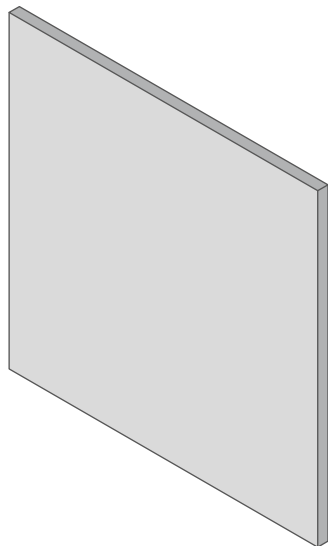
Visible surfaces and edges Fleece-Covered or with coloured fabric covering

Up to 90 % RH, short term




## FreeStyle Wall Absorbers

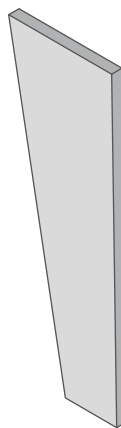
### FreeStyle Q



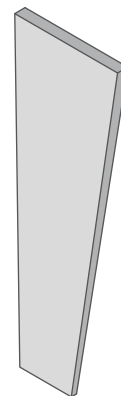
### FreeStyle R



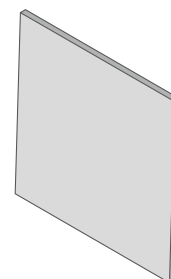
### FreeStyle TR



### FreeStyle TL



### FreeStyle QS



## FABRIC COVER – Standard-Colours

	Colour	Part no.	Dimension [mm, nom.]	PU	Price/packet [€]	Del. Cat. <sup>1</sup>
FreeStyle TR	No. 52827 Red	00074950	1200 x 400/200 x 40/20	4	501.20 <sup>2</sup>	X
	No. 52829 Dark Brown	00074976			501.20 <sup>2</sup>	X
	No. 52836 Light Beige	00074980			501.20 <sup>2</sup>	X
	No. 52837 Brown	00074982			501.20 <sup>2</sup>	X
FreeStyle TL	No. 52827 Red	00074983	1200 x 400/200 x 40/20	4	501.20 <sup>2</sup>	X
	No. 52829 Dark Brown	00074984			501.20 <sup>2</sup>	X
	No. 52836 Light Beige	00074985			501.20 <sup>2</sup>	X
	No. 52837 Brown	00074986			501.20 <sup>2</sup>	X
FreeStyle R	No. 52827 Red	00074987	1200 x 600 x 40	2	230.35 <sup>2</sup>	X
	No. 52829 Dark Brown	00074988			230.35 <sup>2</sup>	X
	No. 52836 Light Beige	00074989			230.35 <sup>2</sup>	X
	No. 52837 Brown	00074990			230.35 <sup>2</sup>	X
FreeStyle Q	No. 52827 Red	00074991	1200 x 1200 x 40	1	249.20 <sup>2</sup>	X
	No. 52829 Dark Brown	00074992			249.20 <sup>2</sup>	X
	No. 52836 Light Beige	00074993			249.20 <sup>2</sup>	X
	No. 52837 Brown	00074994			249.20 <sup>2</sup>	X
FreeStyle QS	No. 52827 Red	00074995	600 x 600 x 40/20	8	760.00 <sup>2</sup>	X
	No. 52829 Dark Brown	00074996			760.00 <sup>2</sup>	X
	No. 52836 Light Beige	00074997			760.00 <sup>2</sup>	X
	No. 52837 Brown	00074998			760.00 <sup>2</sup>	X

<sup>1</sup> See page 6 for delivery category details.

<sup>2</sup> Each price includes one Installation Kit; please specify and order the desired set.

## FreeStyle Wall Absorbers

### FABRIC COVER – Colours of Your Choice

	Colour	Part no.	Dimension [mm, nom.]	PU	Price/packet [€]	Del. Cat. <sup>1</sup>
FreeStyle TR	as per Fabric Sample (page 69)	on request	1200 x 400/200 x 40/20	4	on request <sup>2</sup>	X
FreeStyle TL		on request	1200 x 400/200 x 40/20	4	on request <sup>2</sup>	X
FreeStyle R		on request	1200 x 600 x 40	2	on request <sup>2</sup>	X
FreeStyle Q		on request	1200 x 1200 x 40	1	on request <sup>2</sup>	X
FreeStyle QS		on request	600 x 600 x 40/20	8	on request <sup>2</sup>	X

## FreeStyle Wall Absorbers Installation Kits

### INSTALLATION KITS

	Description/Specifications	Order Quantity	Part no.
FreeStyle Q, R	Set includes 4 Wall Claws	1	00073602 <sup>2</sup>
FreeStyle TR, TL, QS	Set includes 2 Wall Claws 60 x 52 x 15 mm and 2 Wall Claws 88 x 52 x 35 mm	1	00075611 <sup>2</sup>



Wall Claw for 40 mm thick Wall Absorbers



Wall Claw for 40/20 mm thick Wall Absorbers

Installation accessories are permitted solely for static loads; they are not suitable for dynamic or moving loads.

<sup>1</sup> See page 6 for delivery category details.

<sup>2</sup> Each price includes one Installation Kit; please specify and order the desired set.





# ABSORBERS

## FreeStyle cells

■ OWAconsult collection



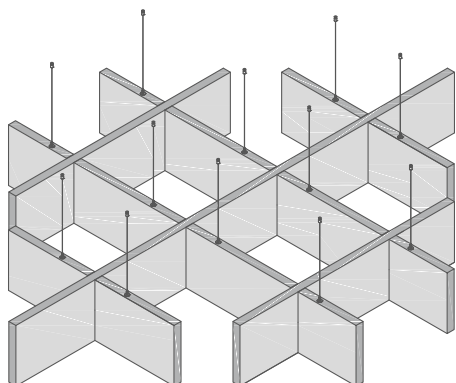
Fleece White

<b>Sound Absorption:</b>	See brochure <a href="#">1964 e Canopy</a>
<b>Material:</b>	Glass Wool
<b>Surface:</b>	Visible surfaces and edges Fleece-Covered
<b>Reaction to Fire:</b>	A2-s1,d0 (EN 13501-1)
<b>Humidity Resistance:</b>	Up to 90 % RH, short term

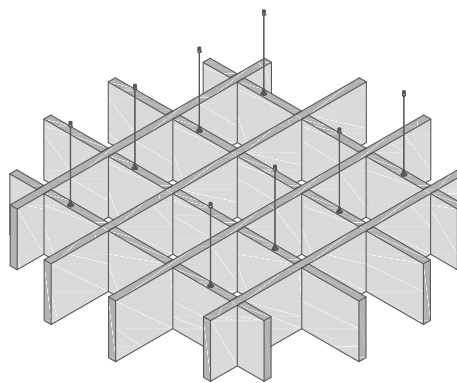


## FreeStyle cells

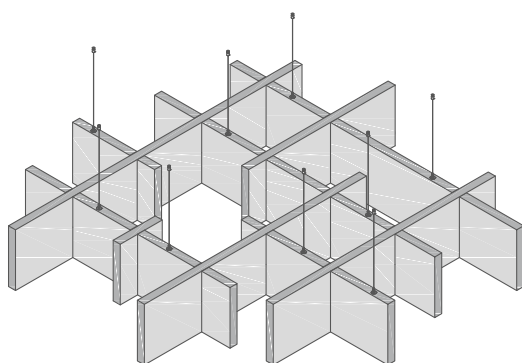
Star



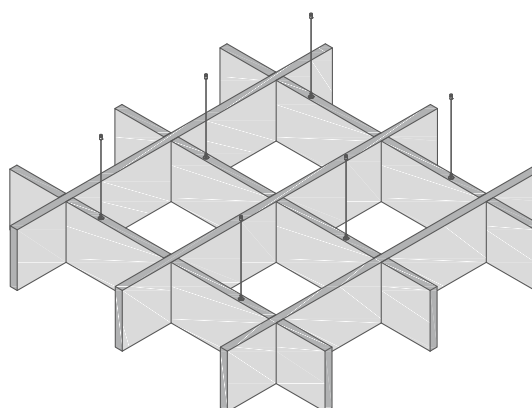
Circle



Asymmetrical



Square



	Colour	Part no.	Dimension [mm, nom.]	PU	Price/pce [€]	Del. Cat. <sup>1</sup>
FreeStyle cells Star	Fleece White	00095273	1800 x 1800 x 300	1	789.00 <sup>2</sup>	X
FreeStyle cells Circle	Fleece White	00095268	1800 x 1800 x 300	1	829.00 <sup>2</sup>	X
FreeStyle cells Asymmetrical	Fleece White	00095271	1800 x 1800 x 300	1	759.00 <sup>2</sup>	X
FreeStyle cells Square	Fleece White	00095272	1800 x 1800 x 300	1	739.00 <sup>2</sup>	X

A pair of Installation Gloves is included in the delivery.

<sup>1</sup> See page 6 for delivery category details.

<sup>2</sup> Each price includes one Installation Kit; please specify and order the desired set.

## FreeStyle cells Installation Kits

### CEILING INSTALLATION

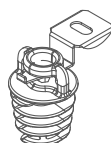
	Description/Specifications	Order Quantity	Part no.
FreeStyle cells Star	Set includes 6 Rope Sets consisting of M6 Ceiling Fixing, Wire Rope, length 1500 mm and Spiral Hanger with Quick Adjuster	2	00082763 <sup>1</sup>
FreeStyle cells Circle	Set includes 4 Rope Sets consisting of M6 Ceiling Fixing, Wire Rope, length 1500 mm and Spiral Hanger with Quick Adjuster	2	00082764 <sup>1</sup>
FreeStyle cells Asymmetrical	Set includes 3 Rope Sets consisting of Ceiling Fixing, Wire Rope, length 1500 mm and Spiral Hanger with Quick Adjuster	1	00082762 <sup>1</sup>
	AND Set includes 6 Rope Sets consisting of M6 Ceiling Fixing, Wire Rope, length 1500 mm and Spiral Hanger with Quick Adjuster	1	00082763 <sup>1</sup>
FreeStyle cells Square	Set includes 6 Rope Sets consisting of M6 Ceiling Fixing, Wire Rope, length 1500 mm and Spiral Hanger with Quick Adjuster	1	00082763 <sup>1</sup>
Connecting Clamp	fixing distance of the Connecting Clamps < 300 mm, PU: 25 pcs	as required	00080545 <sup>2</sup>
Plastic Pin	for longitudinal connection of two Slats in the lower section, PU: 200 pcs	as required	00082538 <sup>2</sup>

### DIRECT INSTALLATION

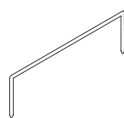
	Description/Specifications	Order Quantity	Part no.
FreeStyle cells Star	Set includes 2 Z Hooks and 2 Spiral Hangers	5	00088137 <sup>1</sup>
FreeStyle cells Circle	Set includes 2 Z Hooks and 2 Spiral Hangers	4	00088137 <sup>1</sup>
FreeStyle cells Asymmetrical	Set includes 2 Z Hooks and 2 Spiral Hangers	5	00088137 <sup>1</sup>
FreeStyle cells Square	Set includes 2 Z Hooks and 2 Spiral Hangers	3	00088137 <sup>1</sup>
Connecting Clamp	fixing distance of the Connecting Clamps < 300 mm, PU: 25 pcs	as required	00080545 <sup>2</sup>



Wire Rope Set



Z Hook for Direct Installation



Connecting Clamp



Plastic Pin

Installation accessories are permitted solely for static loads; they are not suitable for dynamic or moving loads.

<sup>1</sup> Each price includes one Installation Kit; please specify and order the desired set.

<sup>2</sup> Price see OWAconstruct Index, page 393






## COLOURED FABRIC for Selecta and FreeStyle

■ OWAconsult collection




<b>Stoffqualität:</b>	100 % Polyester, FRATY Garn
<b>Weave:</b>	Panama
<b>Weight:</b>	320 g/m <sup>2</sup>
<b>Width:</b>	1500 mm (± 50 mm)


## Coloured Fabric for Selecta and FreeStyle




52826 | Dark Red




52827 | Red




52828 | Orange




52829 | Dark Brown



52830 | Black




52831 | Dark Grey



52832 | Yellow



52833 | Green-Grey




52834 | Green-Grey



52835 | White




52836 | Light Beige




52837 | Medium Brown




52838 | Mottled Brown



52839 | Grey



52840 | Mottled Orange




52841 | Petrol




52842 | Mottled Green




52843 | Blue




52844 | Midnight Blue




52845 | Violet



55244 | Violet




55245 | Olive Green




55246 | Light Blue



55247 | Mint Green



55248 | Dark Green



55249 | Grey-Blue



55250 | Light Yellow

We would be pleased to send you a Fabric Sample Folder. Please do not hesitate to contact us.


## ACOUSTIC TILES

- OWAlifetime collection

OWA Ceiling Systems of the OWAlifetime collection stand for the highest quality. They provide reliable solutions for optimal room acoustics, effective fire protection, hygiene, and moisture resistance – all in one system.

With a wide range of surfaces and suspension options, our systems are highly versatile and adapt to the most diverse requirements. Whether in retail, gastronomy, healthcare, hotels, sports and leisure facilities, offices, or educational buildings – OWA offers tailored solutions for every type of space.

Our mineral ceilings open up extensive design possibilities, enabling planners to individually optimise building and room acoustics.









# ACOUSTIC TILES

## Dessin Overview


### FLEECE-COVERED MINERAL TILES




**Bolero**  
 $\alpha_w = 0.85$




**Brillianto100**  
 $\alpha_w = 1.00$




**Sinfonia**  
 $\alpha_w = 0.90$




**Sinfonia c**  
 $\alpha_w = 0.70$



**Sinfonia Privacy**  
 $\alpha_w = 0.70$



**Sinfonia Reflecta**  
 $\alpha_w = 0.15$



**Sinfonia Silencia**  
 $\alpha_w = 1.00$



**Sinfonia Grey/Black**  
 $\alpha_w = 0.85$



**OWAcolor (concept)**  
 $\alpha_w = 0.95$


### COLOUR-COATED MINERAL TILES




**Constellation**  
 $\alpha_w = 0.80$



**Constellation smart**  
 $\alpha_w = 0.60$




**Cosmos/N<sup>1</sup>**  
 $\alpha_w = 0.65$




**Cosmos/O<sup>1</sup>**  
 $\alpha_w = 0.15$




**Harmony**  
 $\alpha_w = 0.60$




**Finetta**  
 $\alpha_w = 0.70$



**Janus | Constellation**  
 $\alpha_w = 0.65$




**Janus | Cosmos/N**  
 $\alpha_w = 0.60$




**Plain**  
 $\alpha_w = 0.15$


### SAND-COATED MINERAL TILES




**NEW Sandila/N<sup>1</sup>**  
 $\alpha_w = 0.60$



**NEW Sandila/N<sup>1</sup> smart**  
 $\alpha_w = 0.55$



**NEW Sandila NRC**  
 $\alpha_w = 0.65$



**NEW Sandila NRC smart**

<sup>1</sup> N = needed, O = unneeded

## EDGE AND SYSTEM OVERVIEW


Edge	Tile Thickness	for Systems	
	14 mm nom. 15 mm nom. 20 mm nom.		VISIBLE, DEMOUNTABLE – 24 MM WIDE PROFILES S 3, S 3 cliq S 3 cliq Seismic-Resistant
			VISIBLE, DEMOUNTABLE – 15 MM WIDE PROFILES S 15 cliq
			CLEAR SPANNING, VISIBLE, DEMOUNTABLE – 24 MM WIDE PROFILES S 6c
			BANDRASTER, DEMOUNTABLE – 100-125 MM WIDE PROFILES S 18d
	33 mm nom. 40 mm nom.		Wide-Span Profiles Type 8550
			VISIBLE, DEMOUNTABLE – 24 MM WIDE PROFILES S 3, S 3 cliq
			VISIBLE, DEMOUNTABLE – 24 MM WIDE PROFILES – CONTURA S 3a, S 3a cliq
	15 mm nom. 20 mm nom.		BANDRASTER, DEMOUNTABLE – 100-125 MM WIDE PROFILES S 18d
			Wide-Span Profiles Type 8550
			VISIBLE, DEMOUNTABLE – 15 MM WIDE PROFILES – CONTURA S 15a cliq
	15 mm nom. 20 mm nom.		VISIBLE, DEMOUNTABLE – 15 MM WIDE PROFILES – CONTURA S 15a cliq
	15 mm nom. 20 mm nom.		VISIBLE, DEMOUNTABLE – 14.3 MM WIDE PROFILES WITH SHADOW GAP S 15b
	15 mm nom. 20 mm nom.		SEMI-CONCEALED, DEMOUNTABLE – 24 MM WIDE PROFILES S 2p
			CLEAR SPANNING – CONCEALED, DEMOUNTABLE S 6a
			BANDRASTER, DEMOUNTABLE – 50-150 MM WIDE PROFILES S 18p – Parallel Bandraster S 18k – Cross Span Grid
	15 mm nom.		CLEAR SPANNING – VISIBLE, DEMOUNTABLE – 24 MM WIDE PROFILES – CONTURA S 6b



# ACOUSTIC TILES

## Bolero

■ OWAlifetime collection









<b>Sound Absorption:</b>	Up to $\alpha_w = 0.90$
<b>Sound Reduction*:</b>	Up to $D_{n,f,w} = 27$ dB
<b>Material:</b>	Mineral Tile
<b>Surface:</b>	Fleece-Covered, white with special colour coating
<b>Reaction to Fire:</b>	A2-s1,d0 (EN 13501-1)
<b>Resistance to Fire*:</b>	Up to REI 60 (EN 13501-2)
<b>Humidity Resistance:</b>	Up to 95 % RH, short term
<b>Light Reflection:</b>	Approx 89 (ISO 7724-2, ISO 7724-3)
<b>Recyclability:</b>	100 %
<b>Formaldehyde Emission:</b>	< 5 $\mu\text{g}/\text{m}^3$ (ISO 16000)
<b>LEED EQ credit:</b>	TVOC Limit according to CDPH < 50 $\mu\text{g}/\text{m}^3$

\* Depending on dimension, system, raw ceiling and other additional measures




## Bolero – Edge 3 3

### AVAILABLE SYSTEMS



Dimension	Visible			Visible, Wide-Span Profiles	
	S 3	S 3 cliq	S 3 cliq Seismic-Resistant	S 15 cliq	Type 8550
					

### STANDARD DIMENSIONS<sup>1</sup> – 15 mm nom. (OWAcoustic premium)


Part no.	Dimension [mm]	PU	Pak/Pal	m <sup>2</sup> /Pal	$\alpha_w$	D <sub>n,f,w</sub>	Price/m <sup>2</sup> [€]	Del. Cat. <sup>2</sup>
00095361	625 x 625 x 15 	12	40	187.50	0.90	27 dB	23.65	B

## Bolero – Edge 15b 15b

### AVAILABLE SYSTEMS

Dimension	Visible
	S 15b
	

### STANDARD DIMENSIONS<sup>1</sup> – 15 mm nom. (OWAcoustic premium)

Part no.	Dimension [mm]	PU	Pak/Pal	m <sup>2</sup> /Pal	$\alpha_w$	D <sub>n,f,w</sub>	Price/m <sup>2</sup> [€]	Del. Cat. <sup>2</sup>
00095362	625 x 625 x 15 	10	48	187.50	0.90	27 dB	on request	C

<sup>1</sup> Further dimensions available upon request

<sup>2</sup> See page 6 for delivery category details.



# ACOUSTIC TILES

## Brillianto100

■ OWAlifetime collection



<b>Sound Absorption:</b>	Up to $\alpha_w = 1.00$
<b>Sound Reduction*:</b>	Up to $D_{n,f,w} = 22$ dB
<b>Material:</b>	Mineral Tile
<b>Surface:</b>	Fleece-Covered, white
<b>Reaction to Fire:</b>	A2-s1,d0 (EN 13501-1)
<b>Resistance to Fire*:</b>	Up to REI 45 (EN 13501-2)
<b>Humidity Resistance:</b>	Up to 95 % RH, short term
<b>Light Reflection:</b>	Approx 78 (ISO 7724-2, ISO 7724-3)
<b>Recyclability:</b>	100 %
<b>Formaldehyde Emission:</b>	< 5 $\mu\text{g}/\text{m}^3$ (ISO 16000)
<b>LEED EQ credit:</b>	TVOC Limit according to CDPH < 50 $\mu\text{g}/\text{m}^3$

\* Depending on dimension, system, raw ceiling and other additional measures



## Brillianto100 – Edge 3

### AVAILABLE SYSTEMS

Dimension	Visible				Bandraster	Visible, Wide-Span Profiles
	S 3	S 3 cliq	S 3 cliq Seismic-Resistant	S 15 cliq	S 18d	Type 8550
	■	■	■	■		■
	■	■	■	■	■	■

### STANDARD DIMENSIONS<sup>1</sup> – 15 mm nom. (OWAcoustic premium)

Part no.	Dimension [mm]	PU	Pak/Pal	m <sup>2</sup> /Pal	$\alpha_w$	D <sub>n,f,w</sub>	Price/m <sup>2</sup> [€]	Del. Cat. <sup>2</sup>	
00094974	600 x 600 x 15		12	40	172.80	1.00	22 dB	19.95	A
00094976	625 x 625 x 15		12	40	187.50	1.00	22 dB	19.95	A
00094977	1200 x 600 x 15		10	24	172.80	1.00	22 dB	19.95	A
00094978	1250 x 625 x 15		10	24	187.50	1.00	22 dB	19.95	A

## Brillianto100 – Edge 6

### AVAILABLE SYSTEMS

Dimension	Visible, Contura		Bandraster	Visible, Wide-Span Profiles
	S 3a	S 3a cliq	S 18d	Type 8550
	■	■		■
	■	■	■	■

### STANDARD DIMENSIONS<sup>1</sup> – 15 mm nom. (OWAcoustic premium)

Part no.	Dimension [mm]	PU	Pak/Pal	m <sup>2</sup> /Pal	$\alpha_w$	D <sub>n,f,w</sub>	Price/m <sup>2</sup> [€]	Del. Cat. <sup>2</sup>	
00094980	600 x 600 x 15		10	48	172.80	1.00	22 dB	24.70	A
00094982	625 x 625 x 15		10	48	187.50	1.00	22 dB	24.70	A
00094983	1200 x 600 x 15		10	24	172.80	1.00	22 dB	24.70	C
00094985	1250 x 625 x 15		10	24	187.50	1.00	22 dB	24.70	C





<sup>1</sup> Further dimensions available upon request

<sup>2</sup> See page 6 for delivery category details.





# Brillianto100 – Edge 15



## AVAILABLE SYSTEMS

Dimension	Visible, Contura S 15a cliq
	
	

## STANDARD DIMENSIONS<sup>1</sup> – 15 mm nom. (OWAcoustic premium)

Part no.	Dimension [mm]	PU	Pak/Pal	m <sup>2</sup> /Pal	$\alpha_w$	D <sub>n,t,w</sub>	Price/m <sup>2</sup> [€]	Del. Cat. <sup>2</sup>
00094986	600 x 600 x 15 	10	48	172.80	1.00	22 dB	24.70	C
00094988	625 x 625 x 15 	10	48	187.50	1.00	22 dB	24.70	C
00094989	1200 x 600 x 15 	10	24	172.80	1.00	22 dB	on request	D
00094991	1250 x 625 x 15 	10	24	187.50	1.00	22 dB	on request	D

<sup>1</sup> Further dimensions available upon request

<sup>2</sup> See page 6 for delivery category details.






# ACOUSTIC TILES

## Sinfonia

■ OWAlifetime collection



<b>Sound Absorption:</b>	Up to $\alpha_w = 0.90$
<b>Sound Reduction*:</b>	Up to $D_{n,f,w} = 27$ dB
<b>Material:</b>	Mineral Tile
<b>Surface:</b>	Fleece-Covered, white
<b>Reaction to Fire:</b>	A2-s1,d0 (EN 13501-1)
<b>Resistance to Fire*:</b>	Up to REI 60 (EN 13501-2)
<b>Humidity Resistance:</b>	Up to 95 % RH, short term
<b>Light Reflection:</b>	Approx 87 (ISO 7724-2, ISO 7724-3)
<b>Recyclability:</b>	100 %
<b>Formaldehyde Emission:</b>	< 5 $\mu\text{g}/\text{m}^3$ (ISO 16000)
<b>LEED EQ credit:</b>	TVOC Limit according to CDPH < 50 $\mu\text{g}/\text{m}^3$

\* Depending on dimension, system, raw ceiling and other additional measures



## Sinfonia – Edge 3 3

### AVAILABLE SYSTEMS

Dimension	Visible				Bandraaster	Visible, Wide-Span Profiles
	S 3	S 3 cliq	S 3 cliq Seismic-Resistant	S 15 cliq	S 18d	Type 8550
	■	■	■	■		■
	■	■	■	■	■	■

### STANDARD DIMENSIONS<sup>1</sup> – 15 mm nom. (OWAcoustic premium)

Part no.	Dimension [mm]	PU	Pak/Pal	m <sup>2</sup> /Pal	$\alpha_w$	D <sub>n,f,w</sub>	Price/m <sup>2</sup> [€]	Del. Cat. <sup>2</sup>	
00091499	600 x 600 x 15		12	40	172.80	0.90	27 dB	23.05	A
00091501	625 x 625 x 15		12	40	187.50	0.90	27 dB	23.05	A
00091502	1200 x 600 x 15		10	24	172.80	0.90	27 dB	23.05	A
00091504	1250 x 625 x 15		10	24	187.50	0.90	27 dB	23.05	B

## Sinfonia – Edge 6 6

### AVAILABLE SYSTEMS

Dimension	Visible, Contura		Bandraaster	Visible, Wide-Span Profiles
	S 3a	S 3a cliq	S 18d	Type 8550
	■	■		■
	■	■	■	■

### STANDARD DIMENSIONS<sup>1</sup> – 15 mm nom. (OWAcoustic premium)





Part no.	Dimension [mm]	PU	Pak/Pal	m <sup>2</sup> /Pal	$\alpha_w$	D <sub>n,f,w</sub>	Price/m <sup>2</sup> [€]	Del. Cat. <sup>2</sup>	
00091505	600 x 600 x 15		10	48	172.80	0.90	27 dB	28.45	B
00091507	625 x 625 x 15		10	48	187.50	0.90	27 dB	28.45	B
00091508	1200 x 600 x 15		10	24	172.80	0.90	27 dB	28.45	B
00091510	1250 x 625 x 15		10	24	187.50	0.90	27 dB	28.45	C

<sup>1</sup> Further dimensions available upon request





<sup>2</sup> See page 6 for delivery category details.

## Sinfonia – Edge 15

### AVAILABLE SYSTEMS





Dimension	Visible, Contura S 15a cliq
	
	

### STANDARD DIMENSIONS<sup>1</sup> – 15 mm nom. (OWAcoustic premium)





Part no.	Dimension [mm]	PU	Pak/Pal	m <sup>2</sup> /Pal	$\alpha_w$	D <sub>n,f,w</sub>	Price/m <sup>2</sup> [€]	Del. Cat. <sup>2</sup>
00091511	600 x 600 x 15 	10	48	172.80	0.90	27 dB	28.45	B
00091513	625 x 625 x 15 	10	48	187.50	0.90	27 dB	28.45	B
00091514	1200 x 600 x 15 	10	24	172.80	0.90	27 dB	28.45	D
00091516	1250 x 625 x 15 	10	24	187.50	0.90	27 dB	29.00	D

## Sinfonia – Edge 15g

### AVAILABLE SYSTEMS

Dimension	Visible, Contura S 15a cliq
	
	

### STANDARD DIMENSIONS<sup>1</sup> – 15 mm nom. (OWAcoustic premium)

Part no.	Dimension [mm]	PU	Pak/Pal	m <sup>2</sup> /Pal	$\alpha_w$	D <sub>n,f,w</sub>	Price/m <sup>2</sup> [€]	Del. Cat. <sup>2</sup>
00091520	600 x 600 x 15 	10	48	172.80	0.90	27 dB	28.45	D
00091522	625 x 625 x 15 	10	48	187.50	0.90	27 dB	28.45	B
00091523	1200 x 600 x 15 	10	24	172.80	0.90	27 dB	28.45	D
00091525	1250 x 625 x 15 	10	24	187.50	0.90	27 dB	28.45	D



<sup>1</sup> Further dimensions available upon request

<sup>2</sup> See page 6 for delivery category details.


## Sinfonia – Edge 15b



### AVAILABLE SYSTEMS

Dimension	Visible
	S 15b 

### STANDARD DIMENSIONS<sup>1</sup> – 15 mm nom. (OWAcoustic premium)

Part no.	Dimension [mm]	PU	Pak/Pal	m <sup>2</sup> /Pal	$\alpha_w$	D <sub>n,f,w</sub>	Price/m <sup>2</sup> [€]	Del. Cat. <sup>2</sup>
00091517	600 x 600 x 15 	10	48	172.80	0.90	27 dB	28.45	B
00091518	625 x 625 x 15	10	48	187.50	0.90	27 dB	28.45	B

<sup>1</sup> Further dimensions available upon request



<sup>2</sup> See page 6 for delivery category details.



# ACOUSTIC TILES

## Sinfonia c

■ OWAlifetime collection



<b>Sound Absorption:</b>	Up to $\alpha_w = 0.70$
<b>Sound Reduction*:</b>	Up to $D_{n,f,w} = 34$ dB
<b>Material:</b>	Mineral Tile
<b>Surface:</b>	Colour-Coated, white
<b>Reaction to Fire:</b>	A2-s1,d0 (EN 13501-1)
<b>Humidity Resistance:</b>	Up to 95 % RH, short term
<b>Light Reflection:</b>	Approx 87 (ISO 7724-2, ISO 7724-3)
<b>Cleanroom Class:</b>	ISO 5 (ISO 14644-1:1999)
<b>Recyclability:</b>	100 %
<b>Formaldehyde Emission:</b>	< 5 $\mu\text{g}/\text{m}^3$ (ISO 16000)
<b>LEED EQ credit:</b>	TVOC Limit according to CDPH < 50 $\mu\text{g}/\text{m}^3$


\* Depending on dimension, system, raw ceiling and other additional measures



# Sinfonia c – Edge 1/3



## AVAILABLE SYSTEMS

	Semi-Concealed	Clear Spanning	Bandraaster	
Dimension	S 2p	S 6a	S 18p	S 18k
	■ <sup>1</sup>	■	■ <sup>3</sup>	■ <sup>2</sup>

## STANDARD DIMENSIONS<sup>3</sup> – 15 mm nom. (OWAcoustic premium)

Part no.	Dimension [mm]	PU	Pak/Pal	m <sup>2</sup> /Pal	$\alpha_w$	D <sub>n,f,w</sub>	Price/m <sup>2</sup> [€]	Del. Cat. <sup>4</sup>
00068282	2000 x 300 x 15	10	36	216.00	0.70	34 dB	on request	X
00069128	2000 x 312.5 x 15	10	48	300.00	0.70	34 dB	36.80	B
00068832	2500 x 300 x 15	10	36	270.00	0.70	34 dB	on request	B
00071060	2500 x 312.5 x 15	10	48	375.00	0.70	34 dB	36.80	B
00068686	2500 x 400 x 15	10	36	360.00	0.70	34 dB	36.80	B

<sup>1</sup> For length 2000 mm only

<sup>2</sup> For length 2500 mm only

<sup>3</sup> Further dimensions available upon request

<sup>4</sup> See page 6 for delivery category details.




# ACOUSTIC TILES

## Sinfonia Privacy

■ OWAlifetime collection



Increased Sound Insulation for Privacy even in Adjacent Rooms



<b>Sound Absorption:</b>	Up to $\alpha_w = 0.70$
<b>Sound Reduction*:</b>	Up to $D_{n,f,w} = 40$ dB
<b>Material:</b>	Mineral Tile
<b>Surface:</b>	Fleece-Covered, white
<b>Reaction to Fire:</b>	A2-s1,d0 (EN 13501-1)
<b>Resistance to Fire*:</b>	Up to REI 90 (EN 13501-2)
<b>Humidity Resistance:</b>	Up to 95 % RH, short term
<b>Light Reflection:</b>	Approx 87 (ISO 7724-2, ISO 7724-3)
<b>Recyclability:</b>	100 %
<b>Formaldehyde Emission:</b>	< 5 $\mu\text{g}/\text{m}^3$ (ISO 16000)
<b>LEED EQ credit:</b>	TVOC Limit according to CDPH < 50 $\mu\text{g}/\text{m}^3$

\* Depending on dimension, system, raw ceiling and other additional measures



## Sinfonia Privacy – Edge 3 3

### AVAILABLE SYSTEMS

Dimension	Visible				Clear Spanning	Bandraaster	Visible, Wide-Span Profiles
	S 3	S 3 cliq	S 3 cliq Seismic-Resistant	S 15 cliq	S 6c	S 18d	Type 8550
	■	■	■	■			■
	■	■	■	■		■	■
					■	■	■

### STANDARD DIMENSIONS<sup>1</sup> – 20 mm nom. (OWAcoustic premium)

Part no.	Dimension [mm]	PU	Pak/Pal	m <sup>2</sup> /Pal	α <sub>w</sub>	D <sub>n,t,w</sub>	Price/m <sup>2</sup> [€]	Del. Cat. <sup>2</sup>
00079625	600 x 600 x 20	10	36	129.60	0.70	40 dB	34.05	C
00079622	625 x 625 x 20	10	36	140.62	0.70	40 dB	34.05	B
00079628	1200 x 600 x 20	8	22	126.72	0.70	40 dB	on request	C
00079626	1250 x 625 x 20	8	22	137.50	0.70	40 dB	on request	C
00079651	1250 x 312.5 x 20	8	44	137.50	0.70	40 dB	on request	D
00079659	2500 x 300 x 20	8	44	264.00	0.70	40 dB	on request	D
00079660	2500 x 312.5 x 20	8	44	275.00	0.70	40 dB	on request	D

## Sinfonia Privacy – Edge 6 6

### AVAILABLE SYSTEMS

Dimension	Visible, Contura		Bandraaster	Visible, Wide-Span Profiles
	S 3a	S 3a cliq	S 18d	Type 8550
	■	■		■
	■	■	■	■

### STANDARD DIMENSIONS<sup>1</sup> – 20 mm nom. (OWAcoustic premium)





Part no.	Dimension [mm]	PU	Pak/Pal	m <sup>2</sup> /Pal	α <sub>w</sub>	D <sub>n,t,w</sub>	Price/m <sup>2</sup> [€]	Del. Cat. <sup>2</sup>
00079633	600 x 600 x 20	10	36	129.60	0.70	40 dB	on request	C
00079629	625 x 625 x 20	10	36	140.62	0.70	40 dB	on request	X
00079636	1200 x 600 x 20	8	22	126.72	0.70	40 dB	on request	D
00079634	1250 x 625 x 20	8	22	137.50	0.70	40 dB	on request	D

<sup>1</sup> Further dimensions available upon request





<sup>2</sup> See page 6 for delivery category details.

## Sinfonia Privacy – Edge 15

### AVAILABLE SYSTEMS






	Visible, Contura
Dimension	S 15a cliq
	
	

### STANDARD DIMENSIONS<sup>1</sup> – 20 mm nom. (OWAcoustic premium)


Part no.	Dimension [mm]		PU	Pak/Pal	m <sup>2</sup> /Pal	$\alpha_w$	D <sub>n,f,w</sub>	Price/m <sup>2</sup> [€]	Del. Cat. <sup>2</sup>
00079639	600 x 600 x 20		10	36	129.60	0.70	40 dB	on request	X
00079637	625 x 625 x 20		10	36	140.62	0.70	40 dB	on request	X
00079642	1200 x 600 x 20		8	22	126.72	0.70	40 dB	on request	D
00079640	1250 x 625 x 20		8	22	137.50	0.70	40 dB	on request	D

## Sinfonia Privacy – Edge 1/3

### AVAILABLE SYSTEMS

	Semi-Concealed	Clear Spanning	Bandraaster	
Dimension	S 2p	S 6a	S 18p	S 18k
	 <sup>3</sup>			 <sup>4</sup>

### STANDARD DIMENSIONS<sup>1</sup> – 20 mm nom. (OWAcoustic premium)

Part no.	Dimension [mm]		PU	Pak/Pal	m <sup>2</sup> /Pal	$\alpha_w$	D <sub>n,f,w</sub>	Price/m <sup>2</sup> [€]	Del. Cat. <sup>2</sup>
00079670	2000 x 312.5 x 20		8	44	220.00	0.70	40 dB	on request	X
00079672	2500 x 300 x 20		8	33	198.00	0.70	40 dB	on request	D
00079673	2500 x 312.5 x 20		8	44	275.00	0.70	40 dB	52.75	D
00079674	2500 x 400 x 20		8	36	288.00	0.70	40 dB	52.75	D

<sup>1</sup> Further dimensions available upon request

<sup>2</sup> See page 6 for delivery category details.

<sup>3</sup> nur für Length 2000 mm

<sup>4</sup> nur für Length 2500 mm





# ACOUSTIC TILES

## Sinfonia Reflecta

■ OWAlifetime collection



Sound Reflection for Acoustic Clarity



<b>Sound Absorption:</b>	Up to $\alpha_w = 0.15$
<b>Sound Reduction*:</b>	Up to $D_{n,f,w} = 35$ dB
<b>Material:</b>	Mineral Tile
<b>Surface:</b>	Fleece-Covered, white
<b>Reaction to Fire:</b>	A2-s1,d0 (EN 13501-1)
<b>Resistance to Fire*:</b>	Up to REI 180 (EN 13501-2)
<b>Humidity Resistance:</b>	Up to 95 % RH, short term
<b>Light Reflection:</b>	Approx 87 (ISO 7724-2, ISO 7724-3)
<b>Recyclability:</b>	100 %
<b>Formaldehyde Emission:</b>	< 5 $\mu\text{g}/\text{m}^3$ (ISO 16000)
<b>LEED EQ credit:</b>	TVOC Limit according to CDPH < 50 $\mu\text{g}/\text{m}^3$

\* Depending on dimension, system, raw ceiling and other additional measures



## Sinfonia Reflecta – Edge 3 3

### AVAILABLE SYSTEMS

Dimension	Visible			Visible, Wide-Span Profiles	
	S 3	S 3 cliq	S 3 cliq Seismic-Resistant	S 15 cliq	Type 8550

### STANDARD DIMENSIONS<sup>1</sup> – 15 mm nom. (OWAcoustic premium)

Part no.	Dimension [mm]	PU	Pak/Pal	m <sup>2</sup> /Pal	$\alpha_w$	D <sub>n,f,w</sub>	Price/m <sup>2</sup> [€]	Del. Cat. <sup>2</sup>
00077457	600 x 600 x 15	12	44	190.00	0.15	35 dB	32.25	C
00077472	625 x 625 x 15	12	40	187.50	0.15	35 dB	66.85	C

## Sinfonia Reflecta – Edge 6 6

### AVAILABLE SYSTEMS

Dimension	Visible, Contura		Visible, Wide-Span Profiles
	S 3a	S 3a cliq	Type 8550

### STANDARD DIMENSIONS<sup>1</sup> – 15 mm nom. (OWAcoustic premium)

Part no.	Dimension [mm]	PU	Pak/Pal	m <sup>2</sup> /Pal	$\alpha_w$	D <sub>n,f,w</sub>	Price/m <sup>2</sup> [€]	Del. Cat. <sup>2</sup>
00077460	600 x 600 x 15	10	52	187.20	0.15	35 dB	39.60	D
00077474	625 x 625 x 15	10	48	187.50	0.15	35 dB	46.30	X

<sup>1</sup> Further dimensions available upon request

<sup>2</sup> See page 6 for delivery category details.



# ACOUSTIC TILES

## Sinfonia Silencia

■ OWAlifetime collection



<b>Sound Absorption:</b>	Up to $\alpha_w = 1.00$
<b>Sound Reduction*:</b>	Up to $D_{n,f,w} = 24$ dB
<b>Material:</b>	Mineral Tile
<b>Surface:</b>	Fleece-Covered, white
<b>Reaction to Fire:</b>	A2-s1,d0 (EN 13501-1)
<b>Resistance to Fire*:</b>	Up to REI 45 (EN 13501-2)
<b>Humidity Resistance:</b>	Up to 95 % RH, short term
<b>Light Reflection:</b>	Approx 87 (ISO 7724-2, ISO 7724-3)
<b>Recyclability:</b>	100 %
<b>Formaldehyde Emission:</b>	< 5 $\mu\text{g}/\text{m}^3$ (ISO 16000)
<b>LEED EQ credit:</b>	TVOC Limit according to CDPH < 50 $\mu\text{g}/\text{m}^3$

\* Depending on dimension, system, raw ceiling and other additional measures



## Sinfonia Silencia – Edge 3 3

### AVAILABLE SYSTEMS

Dimension	Visible				Bandraster	Visible, Wide-Span Profiles
	S 3	S 3 cliq	S 3 cliq Seismic-Resistant	S 15 cliq	S 18d	Type 8550
	■	■	■	■		■
	■	■	■	■	■	■

### STANDARD DIMENSIONS<sup>1</sup> – 20 mm nom. (OWAcoustic premium)

Part no.	Dimension [mm]	PU	Pak/Pal	m <sup>2</sup> /Pal	$\alpha_w$	D <sub>n,f,w</sub>	Price/m <sup>2</sup> [€]	Del. Cat. <sup>2</sup>
00079391	600 x 600 x 20	10	36	129.60	1.00	24 dB	26.90	B
00079388	625 x 625 x 20	10	36	140.62	1.00	24 dB	26.90	A
00079395	1200 x 600 x 20	8	22	126.72	1.00	24 dB	26.90	C
00079392	1250 x 625 x 20	8	22	137.50	1.00	24 dB	on request	C

## Sinfonia Silencia – Edge 6 6

### AVAILABLE SYSTEMS

Dimension	Visible, Contura		Bandraster	Visible, Wide-Span Profiles
	S 3a	S 3a cliq	S 18d	Type 8550
	■	■		■
	■	■	■	■

### STANDARD DIMENSIONS<sup>1</sup> – 20 mm nom. (OWAcoustic premium)



Part no.	Dimension [mm]	PU	Pak/Pal	m <sup>2</sup> /Pal	$\alpha_w$	D <sub>n,f,w</sub>	Price/m <sup>2</sup> [€]	Del. Cat. <sup>2</sup>
00079407	600 x 600 x 20	10	36	129.60	1.00	24 dB	on request	C
00079404	625 x 625 x 20	10	36	140.62	1.00	24 dB	on request	B
00079410	1200 x 600 x 20	8	22	126.72	1.00	24 dB	on request	X
00079408	1250 x 625 x 20	8	22	137.50	1.00	24 dB	on request	X

<sup>1</sup> Further dimensions available upon request


<sup>2</sup> See page 6 for delivery category details.

## Sinfonia Silencia – Edge 15 15

### AVAILABLE SYSTEMS





Visible, Contura	
Dimension	S 15a cliq
	

### STANDARD DIMENSIONS<sup>1</sup> – 20 mm nom. (OWAcoustic premium)





Part no.	Dimension [mm]	PU	Pak/Pal	m <sup>2</sup> /Pal	$\alpha_w$	D <sub>n,f,w</sub>	Price/m <sup>2</sup> [€]	Del. Cat. <sup>2</sup>
00079414	600 x 600 x 20 	10	36	129.60	1.00	24 dB	on request	C

## Sinfonia Silencia – Edge 15g 15g

### AVAILABLE SYSTEMS

Visible, Contura	
Dimension	S 15a cliq
	
	

### STANDARD DIMENSIONS<sup>1</sup> – 20 mm nom. (OWAcoustic premium)

Part no.	Dimension [mm]	PU	Pak/Pal	m <sup>2</sup> /Pal	$\alpha_w$	D <sub>n,f,w</sub>	Price/m <sup>2</sup> [€]	Del. Cat. <sup>2</sup>
00079420	600 x 600 x 20 	10	36	129.60	1.00	24 dB	on request	D
00079418	625 x 625 x 20 	10	36	140.62	1.00	24 dB	30.85	X
00079423	1200 x 600 x 20 	8	22	126.72	1.00	24 dB	on request	D
00079421	1250 x 625 x 20 	8	22	137.50	1.00	24 dB	30.85	X



<sup>1</sup> Further dimensions available upon request

<sup>2</sup> See page 6 for delivery category details.


# Sinfonia Silencia – Edge 15b



## AVAILABLE SYSTEMS

Dimension	Visible
	S 15b 

## STANDARD DIMENSIONS<sup>1</sup> – 20 mm nom. (OWAcoustic premium)

Part no.	Dimension [mm]	PU	Pak/Pal	m <sup>2</sup> /Pal	$\alpha_w$	D <sub>n,f,w</sub>	Price/m <sup>2</sup> [€]	Del. Cat. <sup>2</sup>
00080137	600 x 600 x 20 	10	36	129.60	1.00	24 dB	44.80	X
00080135	625 x 625 x 20	10	36	140.62	1.00	24 dB	on request	X

<sup>1</sup> Further dimensions available upon request

<sup>2</sup> See page 6 for delivery category details.




# ACOUSTIC TILES

## Sinfonia Grey/Black

■ OWAlifetime collection



www.wisckow.de | hauserpartner, Altensteig/Berlin









<b>Sound Absorption:</b>	Up to $\alpha_w = 0.85$
<b>Sound Reduction*:</b>	Up to $D_{n,f,w} = 27$ dB
<b>Material:</b>	Mineral Tile
<b>Surface:</b>	Fleece-Covered, black (similar RAL 9004) grey (similar RAL 7036)
<b>Reaction to Fire:</b>	A2-s1,d0 (EN 13501-1)
<b>Resistance to Fire*:</b>	Up to REI 60 (EN 13501-2)
<b>Humidity Resistance:</b>	Up to 95 % RH, short term
<b>Recyclability:</b>	100 %
<b>Formaldehyde Emission:</b>	< 5 $\mu\text{g}/\text{m}^3$ (ISO 16000)
<b>LEED EQ credit:</b>	TVOC Limit according to CDPH < 50 $\mu\text{g}/\text{m}^3$

\* Depending on dimension, system, raw ceiling and other additional measures







## Sinfonia black – Edge 3 3

### AVAILABLE SYSTEMS







Dimension	Visible	
	S 3	S 3 cliq
		
		

### STANDARD DIMENSIONS<sup>1</sup> – 15 mm nom. (OWAcoustic premium)





Part no.	Dimension [mm]	PU	Pak/Pal	m <sup>2</sup> /Pal	α <sub>w</sub>	D <sub>n,f,w</sub>	Price/m <sup>2</sup> [€]	Del. Cat. <sup>2</sup>
00091558	600 x 600 x 15 	12	40	172.80	0.85	27 dB	27.70	B
00091560	625 x 625 x 15 	12	40	187.50	0.85	27 dB	27.70	B
00091561	1200 x 600 x 15 	10	24	172.80	0.85	27 dB	27.70	D
00091563	1250 x 625 x 15 	10	24	187.50	0.85	27 dB	32.50	D

## Sinfonia grey – Edge 3 3

### AVAILABLE SYSTEMS

Dimension	Visible	
	S 3	S 3 cliq
		
		

### STANDARD DIMENSIONS<sup>1</sup> – 15 mm nom. (OWAcoustic premium)

Part no.	Dimension [mm]	PU	Pak/Pal	m <sup>2</sup> /Pal	α <sub>w</sub>	D <sub>n,f,w</sub>	Price/m <sup>2</sup> [€]	Del. Cat. <sup>2</sup>
00091550	600 x 600 x 15 	12	40	172.80	0.85	27 dB	27.70	B
00091552	625 x 625 x 15 	12	40	187.50	0.85	27 dB	27.70	B
00091553	1200 x 600 x 15 	10	24	172.80	0.85	27 dB	on request	D
00091555	1250 x 625 x 15 	10	24	187.50	0.85	27 dB	on request	D

<sup>1</sup> Further dimensions available upon request

<sup>2</sup> See page 6 for delivery category details.



# ACOUSTIC TILES

## OWAcolor / OWAcolor concept

■ OWAlifetime collection

### OWAcolor concept – COLOUR SELECTION



Cole Stone Blue



Fog Green



Fox Red



Horizon Blue




Mineral Wool Grey



Nature Apricot



Ant Red



Off White



Sand Brown



Frost Blue



Sea Green




Williams Pear Yellow



Crimson Red




Terracotta Brown



Tulle Violet



Blue Anthracite



Marzipan White



Ginger Grey



Clay Grey



Smoky Grey

Individual colours available upon request



<b>Sound Absorption:</b>	Up to $\alpha_w = 0.95$
<b>Sound Reduction*:</b>	Up to $D_{n,f,w} = 22$ dB
<b>Material:</b>	Mineral Tile
<b>Surface:</b>	Fleece-Covered, farbig
<b>Reaction to Fire:</b>	A2-s1,d0 (EN 13501-1)
<b>Resistance to Fire*:</b>	Up to REI 45 (EN 13501-2)
<b>Humidity Resistance:</b>	Up to 95 % RH, short term
<b>Recyclability:</b>	100 %
<b>Formaldehyde Emission:</b>	< 5 $\mu\text{g}/\text{m}^3$ (ISO 16000)
<b>LEED EQ credit:</b>	TVOC Limit according to CDPH < 50 $\mu\text{g}/\text{m}^3$

\* Depending on dimension, system, raw ceiling and other additional measures



## AVAILABLE SYSTEMS

Dimension	Visible		
	S 3	S 3 cliq	S 15 cliq

## OWAcolor concept – TREND COLOURS – 15 mm nom. (OWAcoustic premium)

Colour	Part no.	Dimension [mm]	PU	Pak/Pal	m <sup>2</sup> /Pal	α <sub>w</sub>	D <sub>n,f,w</sub>	Price/m <sup>2</sup> [€]	Del. Cat. <sup>1</sup>
Fox Red	00095110	625 x 625 x 15	12	40	187.50	0.95	22 dB	65.80 <sup>2</sup>	X
Ant Red	00095111	625 x 625 x 15	12	40	187.50	0.95	22 dB	65.80 <sup>1</sup>	X
Off White	00095112	625 x 625 x 15	12	40	187.50	0.95	22 dB	65.80 <sup>1</sup>	X
Williams Pear Yellow	00095113	625 x 625 x 15	12	40	187.50	0.95	22 dB	65.80 <sup>1</sup>	X
Terracotta Brown	00095114	625 x 625 x 15	12	40	187.50	0.95	22 dB	65.80 <sup>1</sup>	X
Blue Anthracite	00095115	625 x 625 x 15	12	40	187.50	0.95	22 dB	65.80 <sup>1</sup>	X
Ginger Grey	00095116	625 x 625 x 15	12	40	187.50	0.95	22 dB	65.80 <sup>1</sup>	X
Clay Grey	00095117	625 x 625 x 15	12	40	187.50	0.95	22 dB	65.80 <sup>1</sup>	X
Smoky Grey	00095118	625 x 625 x 15	12	40	187.50	0.95	22 dB	65.80 <sup>1</sup>	X
Mineral Wool Grey	00095119	625 x 625 x 15	12	40	187.50	0.95	22 dB	65.80 <sup>1</sup>	X
Crimson Red	00095120	625 x 625 x 15	12	40	187.50	0.95	22 dB	65.80 <sup>1</sup>	X
Fog Green	00095121	625 x 625 x 15	12	40	187.50	0.95	22 dB	65.80 <sup>1</sup>	X
Tulle Violet	00095122	625 x 625 x 15	12	40	187.50	0.95	22 dB	65.80 <sup>1</sup>	X
Sand Brown	00095123	625 x 625 x 15	12	40	187.50	0.95	22 dB	65.80 <sup>1</sup>	X
Frost Blue	00095124	625 x 625 x 15	12	40	187.50	0.95	22 dB	65.80 <sup>1</sup>	X
Nature Apricot	00095125	625 x 625 x 15	12	40	187.50	0.95	22 dB	65.80 <sup>1</sup>	X
Sea Green	00095126	625 x 625 x 15	12	40	187.50	0.95	22 dB	65.80 <sup>1</sup>	X
Horizon Blue	00095127	625 x 625 x 15	12	40	187.50	0.95	22 dB	65.80 <sup>1</sup>	X
Cole Stone Blue	00095128	625 x 625 x 15	12	40	187.50	0.95	22 dB	65.80 <sup>1</sup>	X
Marzipan White	00095129	625 x 625 x 15	12	40	187.50	0.95	22 dB	65.80 <sup>1</sup>	X

 OWAcolor – STANDARD COLOURS ON REQUEST<sup>3</sup> – 15 mm nom. (OWAcoustic premium)

Colour	Part no.	Dimension [mm]	PU	Pak/Pal	m <sup>2</sup> /Pal	α <sub>w</sub>	D <sub>n,f,w</sub>	Price/m <sup>2</sup> [€]	Del. Cat. <sup>1</sup>
on request	on request	600 x 600 x 15	12	40	172.00	0.95	22 dB	65.80 <sup>1</sup>	X
on request	on request	625 x 625 x 15	12	40	187.00	0.95	22 dB	65.80 <sup>1</sup>	X
on request	on request	1200 x 600 x 15	10	24	172.00	0.95	22 dB	65.80 <sup>1</sup>	X
on request	on request	1250 x 625 x 15	10	24	187.00	0.95	22 dB	65.80 <sup>1</sup>	X

<sup>1</sup> See page 6 for delivery category details.

<sup>2</sup> Minimum order quantity: 50 m<sup>2</sup>
<sup>3</sup> RAL colour tone on request

excluded RAL 2001, RAL 2003, RAL 2009, RAL 2011, RAL 5000, RAL 5020, RAL 6002, RAL 6004, RAL 6005, RAL 6009, RAL 6026 and RAL 6028



# ACOUSTIC TILES

## Constellation

■ OWAlifetime collection



<b>Sound Absorption:</b>	Up to $\alpha_w = 0.80$
<b>Sound Reduction*:</b>	Up to $D_{n,f,w} = 35$ dB
<b>Material:</b>	Mineral Tile
<b>Surface:</b>	Colour-Coated, white
<b>Reaction to Fire:</b>	A2-s1,d0 (EN 13501-1)
<b>Resistance to Fire*:</b>	Up to REI 180 (EN 13501-2)
<b>Humidity Resistance:</b>	Up to 95 % RH, short term
<b>Light Reflection:</b>	Approx 88 (ISO 7724-2, ISO 7724-3)
<b>Recyclability:</b>	100 %
<b>Formaldehyde Emission:</b>	< 5 $\mu\text{g}/\text{m}^3$ (ISO 16000)
<b>LEED EQ credit:</b>	TVOC Limit according to CDPH < 50 $\mu\text{g}/\text{m}^3$




\* Depending on dimension, system, raw ceiling and other additional measures














## Constellation – Edge 3

3





### AVAILABLE SYSTEMS

Dimension	Visible				Clear Spanning	Bandraster	Visible, Wide-Span Profiles
	S 3	S 3 cliq	S 3 cliq Seismic-Resistant	S 15 cliq	S 6c	S 18d	Type 8550
	■	■	■	■			■
	■	■	■	■		■	■
					■	■	

### STANDARD DIMENSIONS<sup>1</sup> – 15 mm nom. (OWAcoustic premium)

Part no.	Dimension [mm]	PU	Pak/Pal	m <sup>2</sup> /Pal	$\alpha_w$	D <sub>n,f,w</sub>	Price/m <sup>2</sup> [€]	Del. Cat. <sup>2</sup>	
00000011	600 x 600 x 15		12	44	190.08	0.80	31 dB	15.45	A
00000014	625 x 625 x 15		12	40	187.50	0.80	31 dB	15.45	A
00073782	1200 x 600 x 15		10	26	187.20	0.80	31 dB	15.45	A
00000007	1250 x 625 x 15		10	24	187.50	0.80	31 dB	15.45	B
00017323	1800 x 300 x 15		10	48	259.20	0.80	31 dB	on request	D
00024885	1800 x 400 x 15		10	36	259.20	0.80	31 dB	on request	D
00000773	2000 x 300 x 15		10	48	288.00	0.80	31 dB	on request	X
00011953	2000 x 312.5 x 15		10	48	300.00	0.80	31 dB	on request	D
00000887	2000 x 400 x 15		10	36	288.00	0.80	31 dB	on request	D
00011567	2500 x 312.5 x 15		10	48	375.00	0.80	31 dB	on request	X
00000913	2500 x 400 x 15		10	36	360.00	0.80	31 dB	on request	X

### STANDARD DIMENSIONS<sup>1</sup> – 14 mm nom. (OWAcoustic smart)

Part no.	Dimension [mm]	PU	Pak/Pal	m <sup>2</sup> /Pal	$\alpha_w$	D <sub>n,f,w</sub>	Price/m <sup>2</sup> [€]	Del. Cat. <sup>2</sup>	
00043735	600 x 600 x 14		12	48	207.36	0.60	29 dB	15.05	A
00043785	625 x 625 x 14		12	48	225.00	0.60	29 dB	15.05	A
00043931	1200 x 600 x 14		10	30	216.00	0.60	29 dB	15.05	A
00045661	1250 x 625 x 14		10	30	234.37	0.60	29 dB	15.05	C

<sup>1</sup> Further dimensions available upon request

<sup>2</sup> See page 6 for delivery category details.

## Constellation – Edge 6



### AVAILABLE SYSTEMS

Dimension	Visible, Contura		Bandraster	Visible, Wide-Span Profiles
	S 3a	S 3a cliq	S 18d	Type 8550
	■	■		■
	■	■	■	■

### STANDARD DIMENSIONS<sup>1</sup> – 15 mm nom. (OWAcoustic premium)

Part no.	Dimension [mm]	PU	Pak/Pal	m <sup>2</sup> /Pal	$\alpha_w$	D <sub>n,f,w</sub>	Price/m <sup>2</sup> [€]	Del. Cat. <sup>2</sup>
00000012	600 x 600 x 15		52	187.20	0.80	31 dB	19.05	B
00000017	625 x 625 x 15		48	187.50	0.80	31 dB	19.05	B
00073867	1200 x 600 x 15		26	187.20	0.80	31 dB	on request	D
00000009	1250 x 625 x 15		24	187.50	0.80	31 dB	19.05	C

## Constellation – Edge 15



### AVAILABLE SYSTEMS

Dimension	Visible, Contura
	S 15a cliq
	■
	■

### STANDARD DIMENSIONS<sup>1</sup> – 15 mm nom. (OWAcoustic premium)

Part no.	Dimension [mm]	PU	Pak/Pal	m <sup>2</sup> /Pal	$\alpha_w$	D <sub>n,f,w</sub>	Price/m <sup>2</sup> [€]	Del. Cat. <sup>2</sup>
00013254	600 x 600 x 15		52	187.20	0.80	31 dB	20.95	X
00000018	625 x 625 x 15		48	187.50	0.80	31 dB	19.05	B
00074630	1200 x 600 x 15		26	187.20	0.80	31 dB	on request	D
00014896	1250 x 625 x 15		24	187.50	0.80	31 dB	on request	X

<sup>1</sup> Further dimensions available upon request

<sup>2</sup> See page 6 for delivery category details.

## Constellation – Edge 1/3



### AVAILABLE SYSTEMS

	Semi-Concealed	Clear Spanning	Bandraster	
Dimension	S 2p	S 6a	S 18p	S 18k
	■ <sup>1</sup>	■ <sup>2</sup>	■ <sup>2</sup>	■ <sup>2</sup>

### STANDARD DIMENSIONS<sup>3</sup> – 15 mm nom. (OWAcoustic premium)

Part no.	Dimension [mm]	PU	Pak/Pal	m <sup>2</sup> /Pal	$\alpha_w$	D <sub>n,f,w</sub>	Price/m <sup>2</sup> [€]	Del. Cat. <sup>4</sup>
00013070	2000 x 300 x 15	10	36	216.00	0.80	35 dB	on request	D
00000824	2000 x 312.5 x 15	10	48	300.00	0.80	35 dB	24.35	B
00010612	2500 x 300 x 15	10	36	270.00	0.80	35 dB	on request	D
00000608	2500 x 312.5 x 15	10	48	375.00	0.80	35 dB	24.35	B
00012798	2500 x 400 x 15	10	36	360.00	0.80	35 dB	25.80	C

## Constellation – Edge 6/3



### AVAILABLE SYSTEMS

	Clear Spanning
Dimension	S 6b
	■

### STANDARD DIMENSIONS<sup>3</sup> – 15 mm nom. (OWAcoustic premium)

Part no.	Dimension [mm]	PU	Pak/Pal	m <sup>2</sup> /Pal	$\alpha_w$	D <sub>n,f,w</sub>	Price/m <sup>2</sup> [€]	Del. Cat. <sup>4</sup>
00000883	2000 x 312.5 x 15	10	48	300.00	0.80	31 dB	on request	X
00011736	2500 x 312.5 x 15	10	48	375.00	0.80	31 dB	26.65	B

<sup>1</sup> For length 2000 mm only

<sup>2</sup> For length 2500 mm only

<sup>3</sup> Further dimensions available upon request


<sup>4</sup> See page 6 for delivery category details.



# ACOUSTIC TILES

## Cosmos/N

■ OWAlifetime collection






<b>Sound Absorption:</b>	Up to $\alpha_w = 0.65$
<b>Sound Reduction*:</b>	Up to $D_{n,f,w} = 35$ dB
<b>Material:</b>	Mineral Tile
<b>Surface:</b>	Colour-Coated, white, needled
<b>Reaction to Fire:</b>	A2-s1,d0 (EN 13501-1)
<b>Resistance to Fire*:</b>	Up to REI 180 (EN 13501-2)
<b>Humidity Resistance:</b>	Up to 95 % RH, short term
<b>Light Reflection:</b>	Approx 84 (ISO 7724-2, ISO 7724-3)
<b>Recyclability:</b>	100 %
<b>Formaldehyde Emission:</b>	< 5 $\mu\text{g}/\text{m}^3$ (ISO 16000)
<b>LEED EQ credit:</b>	TVOC Limit according to CDPH < 50 $\mu\text{g}/\text{m}^3$

\* Depending on dimension, system, raw ceiling and other additional measures



## AVAILABLE SYSTEMS

Dimension	Visible				Clear Spanning	Bandraaster	Visible, Wide-Span Profiles
	S 3	S 3 cliq	S 3 cliq Seismic-Resistant	S 15 cliq	S 6c	S 18d	Type 8550
	■	■	■	■			■
	■	■	■	■		■	■
					■	■	

## STANDARD DIMENSIONS<sup>1</sup> – 15 mm nom. (OWAcoustic premium)

Part no.	Dimension [mm]	PU	Pak/Pal	m <sup>2</sup> /Pal	$\alpha_w$	D <sub>n,f,w</sub>	Price/m <sup>2</sup> [€]	Del. Cat. <sup>2</sup>
00000115	600 x 600 x 15	12	44	190.08	0.65	31 dB	18.70	B
00000120	625 x 625 x 15	12	40	187.50	0.65	31 dB	18.70	A
00073786	1200 x 600 x 15	10	26	187.20	0.65	31 dB	18.70	B
00000113	1250 x 625 x 15	10	24	187.50	0.65	31 dB	18.70	B
00035626	1800 x 300 x 15	10	48	259.20	0.65	31 dB	on request	X
00044756	1800 x 400 x 15	10	36	259.20	0.65	31 dB	on request	X
00013711	2000 x 300 x 15	10	48	288.00	0.65	31 dB	on request	X
00010560	2000 x 312.5 x 15	10	48	300.00	0.65	31 dB	on request	D
00013282	2000 x 400 x 15	10	36	288.00	0.65	31 dB	on request	X
00013712	2500 x 300 x 15	10	48	360.00	0.65	31 dB	on request	D
00013443	2500 x 400 x 15	10	36	360.00	0.65	31 dB	25.60	X

<sup>1</sup> Further dimensions available upon request

<sup>2</sup> See page 6 for delivery category details.

## Cosmos/N – Edge 6



### AVAILABLE SYSTEMS

Dimension	Visible, Contura		Bandraster	Visible, Wide-Span Profiles
	S 3a	S 3a cliq	S 18d	Type 8550
	■	■		■
	■	■	■	■

### STANDARD DIMENSIONS<sup>1</sup> – 15 mm nom. (OWAcoustic premium)

Part no.	Dimension [mm]	PU	Pak/Pal	m <sup>2</sup> /Pal	$\alpha_w$	D <sub>n,f,w</sub>	Price/m <sup>2</sup> [€]	Del. Cat. <sup>2</sup>	
00000116	600 x 600 x 15		10	52	187.20	0.65	31 dB	22.90	B
00000123	625 x 625 x 15		10	48	187.50	0.65	31 dB	22.90	B
00073868	1200 x 600 x 15		10	26	187.20	0.65	31 dB	on request	D
00000114	1250 x 625 x 15		10	24	187.50	0.65	31 dB	23.35	C

## Cosmos/N – Edge 15



### AVAILABLE SYSTEMS

Dimension	Visible, Contura
	S 15a cliq
	■
	■

### STANDARD DIMENSIONS<sup>1</sup> – 15 mm nom. (OWAcoustic premium)


Part no.	Dimension [mm]	PU	Pak/Pal	m <sup>2</sup> /Pal	$\alpha_w$	D <sub>n,f,w</sub>	Price/m <sup>2</sup> [€]	Del. Cat. <sup>2</sup>	
00000117	600 x 600 x 15		10	52	187.20	0.65	31 dB	22.90	B
00000124	625 x 625 x 15		10	48	187.50	0.65	31 dB	22.90	B
00074607	1200 x 600 x 15		10	26	187.20	0.65	31 dB	on request	D
00011188	1250 x 625 x 15		10	24	187.50	0.65	31 dB	on request	D

<sup>1</sup> Further dimensions available upon request

<sup>2</sup> See page 6 for delivery category details.

## Cosmos/N – Edge 1/3

### AVAILABLE SYSTEMS


	Semi-Concealed	Clear Spanning	Bandraster	
Dimension	S 2p	S 6a	S 18p	S 18k
	■ <sup>1</sup>	■ <sup>2</sup>	■ <sup>2</sup>	■ <sup>2</sup>

### STANDARD DIMENSIONS<sup>3</sup> – 15 mm nom. (OWAcoustic premium)

Part no.	Dimension [mm]	PU	Pak/Pal	m <sup>2</sup> /Pal	$\alpha_w$	D <sub>n,f,w</sub>	Price/m <sup>2</sup> [€]	Del. Cat. <sup>4</sup>
00016210	1800 x 300 x 15	10	36	194.40	0.65	35 dB	on request	D
00000882	2000 x 312.5 x 15	10	48	300.00	0.65	35 dB	28.95	B
00012571	2000 x 400 x 15	10	36	288.00	0.65	35 dB	28.95	B
00000637	2500 x 300 x 15	10	36	270.00	0.65	35 dB	29.50	X
00009835	2500 x 312.5 x 15	10	48	375.00	0.65	35 dB	28.95	B
00011773	2500 x 400 x 15	10	36	360.00	0.65	35 dB	29.50	X

## Cosmos/N – Edge 6/3

### AVAILABLE SYSTEMS

	Clear Spanning
Dimension	S 6b
	■

### STANDARD DIMENSIONS<sup>3</sup> – 15 mm nom. (OWAcoustic premium)

Part no.	Dimension [mm]	PU	Pak/Pal	m <sup>2</sup> /Pal	$\alpha_w$	D <sub>n,f,w</sub>	Price/m <sup>2</sup> [€]	Del. Cat. <sup>4</sup>
00013198	2000 x 312.5 x 15	10	48	300.00	0.65	31 dB	30.90	X
00014874	2500 x 312.5 x 15	10	48	375.00	0.65	31 dB	28.95	C

<sup>1</sup> For length 2000 mm only

<sup>2</sup> For length 2500 mm only

<sup>3</sup> Further dimensions available upon request


<sup>4</sup> See page 6 for delivery category details.



# ACOUSTIC TILES

## Cosmos/0

■ OWAlifetime collection



<b>Sound Absorption:</b>	Up to $\alpha_w = 0.15$
<b>Sound Reduction*:</b>	Up to $D_{n,f,w} = 35$ dB
<b>Material:</b>	Mineral Tile
<b>Surface:</b>	Colour-Coated, white, unneedled
<b>Reaction to Fire:</b>	A2-s1,d0 (EN 13501-1)
<b>Resistance to Fire*:</b>	Up to REI 180 (EN 13501-2)
<b>Humidity Resistance:</b>	Up to 95 % RH, short term
<b>Light Reflection:</b>	Approx 84 (ISO 7724-2, ISO 7724-3)
<b>Recyclability:</b>	100 %
<b>Formaldehyde Emission:</b>	< 5 $\mu\text{g}/\text{m}^3$ (ISO 16000)
<b>LEED EQ credit:</b>	TVOC Limit according to CDPH < 50 $\mu\text{g}/\text{m}^3$

\* Depending on dimension, system, raw ceiling and other additional measures





## Cosmos/O – Edge 3

### AVAILABLE SYSTEMS



Dimension	Visible			Visible, Wide-Span Profiles	
	S 3	S 3 cliq	S 3 cliq Seismic-Resistant	S 15 cliq	Type 8550
	■	■	■	■	■
	■	■	■	■	■

### STANDARD DIMENSIONS<sup>1</sup> – 15 mm nom. (OWAcoustic premium)



Part no.	Dimension [mm]	PU	Pak/Pal	m <sup>2</sup> /Pal	$\alpha_w$	D <sub>n,f,w</sub>	Price/m <sup>2</sup> [€]	Del. Cat. <sup>2</sup>
00000086	625 x 625 x 15 	12	40	187.50	0.15	35 dB	18.70	A
00000077	1250 x 625 x 15 	10	24	187.50	0.15	35 dB	18.70	C

## Cosmos/O – Edge 6

### AVAILABLE SYSTEMS

Dimension	Visible, Contura		Visible, Wide-Span Profiles
	S 3a	S 3a cliq	Type 8550
	■	■	■
	■	■	■

### STANDARD DIMENSIONS<sup>1</sup> – 15 mm nom. (OWAcoustic premium)

Part no.	Dimension [mm]	PU	Pak/Pal	m <sup>2</sup> /Pal	$\alpha_w$	D <sub>n,f,w</sub>	Price/m <sup>2</sup> [€]	Del. Cat. <sup>2</sup>
00000089	625 x 625 x 15 	10	48	187.50	0.15	35 dB	22.90	B
00000078	1250 x 625 x 15 	10	24	187.50	0.15	35 dB	22.90	X

<sup>1</sup> Further dimensions available upon request

<sup>2</sup> See page 6 for delivery category details.



# ACOUSTIC TILES

## Harmony

■ OWAlifetime collection



<b>Sound Absorption:</b>	Up to $\alpha_w = 0.60$
<b>Sound Reduction*:</b>	Up to $D_{n,f,w} = 31$ dB
<b>Material:</b>	Mineral Tile
<b>Surface:</b>	Colour-Coated, white, mit Prägung
<b>Reaction to Fire:</b>	A2-s1,d0 (EN 13501-1)
<b>Resistance to Fire*:</b>	Up to REI 180 (EN 13501-2)
<b>Humidity Resistance:</b>	Up to 95 % RH, short term
<b>Light Reflection:</b>	Approx 86 (ISO 7724-2, ISO 7724-3)
<b>Recyclability:</b>	100 %
<b>Formaldehyde Emission:</b>	< 5 $\mu\text{g}/\text{m}^3$ (ISO 16000)
<b>LEED EQ credit:</b>	TVOC Limit according to CDPH < 50 $\mu\text{g}/\text{m}^3$

\* Depending on dimension, system, raw ceiling and other additional measures





# Harmony – Edge 3 3

## AVAILABLE SYSTEMS

Dimension	Visible			Visible, Wide-Span Profiles	
	S 3	S 3 cliq	S 3 cliq Seismic-Resistant	S 15 cliq	Type 8550
	■	■	■	■	■
	■	■	■	■	■

## STANDARD DIMENSIONS<sup>1</sup> – 15 mm nom. (OWAcoustic premium)

Part no.	Dimension [mm]	PU	Pak/Pal	m <sup>2</sup> /Pal	$\alpha_w$	D <sub>n,f,w</sub>	Price/m <sup>2</sup> [€]	Del. Cat. <sup>2</sup>
00000099	625 x 625 x 15 	12	40	187.50	0.60	31 dB	15.25	B
00000093	1250 x 625 x 15 	10	24	187.50	0.60	31 dB	15.25	X

<sup>1</sup> Further dimensions available upon request

<sup>2</sup> See page 6 for delivery category details.



# ACOUSTIC TILES

## Finetta

■ OWAlifetime collection



<b>Sound Absorption:</b>	Up to $\alpha_w = 0.70$
<b>Sound Reduction*:</b>	Up to $D_{n,f,w} = 31$ dB
<b>Material:</b>	Mineral Tile
<b>Surface:</b>	Colour-Coated, white, mit Spezialnadelung
<b>Reaction to Fire:</b>	A2-s1,d0 (EN 13501-1)
<b>Resistance to Fire*:</b>	Up to REI 180 (EN 13501-2)
<b>Humidity Resistance:</b>	Up to 95 % RH, short term
<b>Light Reflection:</b>	Approx 88 (ISO 7724-2, ISO 7724-3)
<b>Recyclability:</b>	100 %
<b>Formaldehyde Emission:</b>	< 5 $\mu\text{g}/\text{m}^3$ (ISO 16000)
<b>LEED EQ credit:</b>	TVOC Limit according to CDPH < 50 $\mu\text{g}/\text{m}^3$







\* Depending on dimension, system, raw ceiling and other additional measures




# Finetta – Edge 3

3

## AVAILABLE SYSTEMS

Dimension	Visible			Visible, Wide-Span Profiles	
	S 3	S 3 cliq	S 3 cliq Seismic-Resistant	S 15 cliq	Type 8550
					

## STANDARD DIMENSIONS<sup>1</sup> – 15 mm nom. (OWAcoustic premium)

Part no.	Dimension [mm]	PU	Pak/Pal	m <sup>2</sup> /Pal	$\alpha_w$	D <sub>n,f,w</sub>	Price/m <sup>2</sup> [€]	Del. Cat. <sup>2</sup>
00028799	625 x 625 x 15 	12	40	187.50	0.70	31 dB	15.25	B

<sup>1</sup> Further dimensions available upon request

<sup>2</sup> See page 6 for delivery category details.



# ACOUSTIC TILES

## Plain

■ OWAlifetime collection









<b>Sound Absorption:</b>	Up to $\alpha_w = 0.15$
<b>Sound Reduction*:</b>	Up to $D_{n,f,w} = 35$ dB
<b>Material:</b>	Mineral Tile
<b>Surface:</b>	Colour-Coated, white
<b>Reaction to Fire:</b>	A2-s1,d0 (EN 13501-1)
<b>Resistance to Fire*:</b>	Up to REI 180 (EN 13501-2)
<b>Humidity Resistance:</b>	Up to 95 % RH, short term
<b>Light Reflection:</b>	Approx 91 (ISO 7724-2, ISO 7724-3)
<b>Recyclability:</b>	100 %
<b>Formaldehyde Emission:</b>	< 5 $\mu\text{g}/\text{m}^3$ (ISO 16000)
<b>LEED EQ credit:</b>	TVOC Limit according to CDPH < 50 $\mu\text{g}/\text{m}^3$

\* Depending on dimension, system, raw ceiling and other additional measures



## Plain – Edge 3

### AVAILABLE SYSTEMS





Dimension	Visible			Visible, Wide-Span Profiles	
	S 3	S 3 cliq	S 3 cliq Seismic-Resistant	S 15 cliq	Type 8550
					

### STANDARD DIMENSIONS<sup>1</sup> – 15 mm nom. (OWAcoustic premium)

Part no.	Dimension [mm]	PU	Pak/Pal	m <sup>2</sup> /Pal	$\alpha_w$	D <sub>n,f,w</sub>	Price/m <sup>2</sup> [€]	Del. Cat. <sup>2</sup>
00000042	600 x 600 x 15	12	44	190.08	0.15	35 dB	17.90	B
00000048	625 x 625 x 15	12	40	187.50	0.15	35 dB	17.90	A

## Plain – Edge 6

### AVAILABLE SYSTEMS

Dimension	Visible, Contura		Visible, Wide-Span Profiles
	S 3a	S 3a cliq	Type 8550
			

### STANDARD DIMENSIONS<sup>1</sup> – 15 mm nom. (OWAcoustic premium)

Part no.	Dimension [mm]	PU	Pak/Pal	m <sup>2</sup> /Pal	$\alpha_w$	D <sub>n,f,w</sub>	Price/m <sup>2</sup> [€]	Del. Cat. <sup>2</sup>
00000051	625 x 625 x 15	10	48	187.50	0.15	35 dB	22.35	C

<sup>1</sup> Further dimensions available upon request

<sup>2</sup> See page 6 for delivery category details.




# ACOUSTIC TILES

## Janus

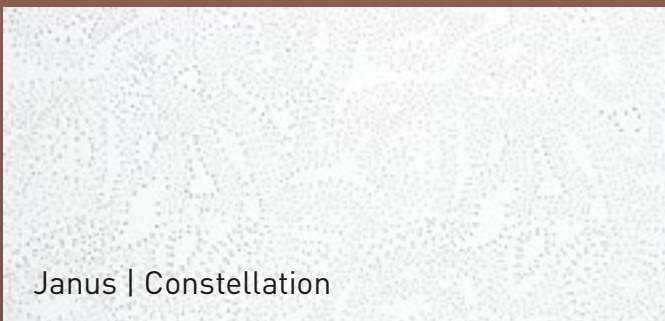
■ OWAlifetime collection



Increased  
Sound Insulation  
Privacy even in  
Adjacent Rooms



Janus | Cosmos/N



Janus | Constellation

- Sound Absorption:** Janus Constellation –  $\alpha_w = 0.65$   
Janus Cosmos/N –  $\alpha_w = 0.60$
- Sound Reduction\*:** Up to  $D_{n,f,w} = 49$  dB
- Material:** Mineral Tile
- Surface:** Colour-Coated
- Reaction to Fire:** A2-s1,d0 (EN 13501-1)
- Resistance to Fire\*:** Up to REI 180 (EN 13501-2)
- Humidity Resistance:** Up to 95 % RH, permanent
- Light Reflection:** Janus Constellation – approx. 88  
Janus Cosmos/N – approx. 84 (ISO 7724-2, ISO 7724-3)
- Recyclability:** 100 %
- Formaldehyde Emission:** < 5  $\mu\text{g}/\text{m}^3$  (ISO 16000)
- LEED EQ credit:** TVOC Limit according to CDPH < 50  $\mu\text{g}/\text{m}^3$

\* Depending on dimension, system, raw ceiling and other additional measures



# Janus – Edge 3 3

## AVAILABLE SYSTEMS

Dimension	Visible		Visible, Wide-Span Profiles
	S 3	S 3 cliq	Type 8550
■	■	■	■

### Janus – Constellation – STANDARD DIMENSIONS<sup>1</sup> – 33 mm nom. (OWAcoustic premium)

Part no.	Dimension [mm]	PU	Pak/Pal	m <sup>2</sup> /Pal	$\alpha_w$	D <sub>n,f,w</sub>	Price/m <sup>2</sup> [€]	Del. Cat. <sup>2</sup>	
00082565	625 x 625 x 33	■	4	52	81.25	0.65	49 dB	63.95	D

### Janus – Cosmos/N – STANDARD DIMENSIONS<sup>1</sup> – 33 mm nom. (OWAcoustic premium)

Part no.	Dimension [mm]	PU	Pak/Pal	m <sup>2</sup> /Pal	$\alpha_w$	D <sub>n,f,w</sub>	Price/m <sup>2</sup> [€]	Del. Cat. <sup>2</sup>	
00082569	625 x 625 x 33	■	4	52	81.25	0.60	49 dB	55.70	B

<sup>1</sup> Further dimensions available upon request


<sup>2</sup> See page 6 for delivery category details.



# ACOUSTIC TILES

## NEW Sandila/N

■ OWAlifetime collection



<b>Sound Absorption:</b>	Up to $\alpha_w = 0.60$
<b>Sound Reduction*:</b>	Up to $D_{n,f,w} = 31$ dB
<b>Material:</b>	Mineral Tile
<b>Surface:</b>	Sanded, white, needled
<b>Reaction to Fire:</b>	A2-s1,d0 (EN 13501-1)
<b>Resistance to Fire*:</b>	Up to REI 180 (EN 13501-2)
<b>Humidity Resistance:</b>	Up to 95 % RH, short term
<b>Light Reflection:</b>	Approx 87 (ISO 7724-2, ISO 7724-3)
<b>Recyclability:</b>	100 %
<b>Formaldehyde Emission:</b>	< 5 $\mu\text{g}/\text{m}^3$ (ISO 16000)
<b>LEED EQ credit:</b>	TVOC Limit according to CDPH < 50 $\mu\text{g}/\text{m}^3$

\* Depending on dimension, system, raw ceiling and other additional measures







# NEW Sandila/N – Edge 3 3





## AVAILABLE SYSTEMS

Dimension	Visible				Bandraster	Visible, Wide-Span Profiles
	S 3	S 3 cliq	S 3 cliq Seismic-Resistant	S 15 cliq	S 18d	Type 8550
	■	■	■	■		■
	■	■	■	■	■	■

## STANDARD DIMENSIONS<sup>1</sup> – 15 mm nom. (OWAcoustic premium)

Part no.	Dimension [mm]	PU	Pak/Pal	m <sup>2</sup> /Pal	$\alpha_w$	D <sub>n,f,w</sub>	Price/m <sup>2</sup> [€]	Del. Cat. <sup>2</sup>
00075469	600 x 600 x 15 	12	44	190.08	0.60	31 dB	17.90	C
00075343	625 x 625 x 15 	12	40	187.50	0.60	31 dB	17.90	B
00075490	1200 x 600 x 15 	10	26	187.20	0.60	31 dB	17.90	B
00075503	1250 x 625 x 15 	10	24	187.50	0.60	31 dB	17.90	B

## STANDARD DIMENSIONS<sup>1</sup> – 14 mm nom. (OWAcoustic smart)



Part no.	Dimension [mm]	PU	Pak/Pal	m <sup>2</sup> /Pal	$\alpha_w$	D <sub>n,f,w</sub>	Price/m <sup>2</sup> [€]	Del. Cat. <sup>2</sup>
00075289	600 x 600 x 14 	12	48	207.36	0.55	29 dB	17.45	A
00075436	625 x 625 x 14 	12	48	225.00	0.55	29 dB	17.45	B
00075437	1200 x 600 x 14 	10	30	216.00	0.55	29 dB	17.45	B
00075518	1250 x 625 x 14 	10	30	234.37	0.55	29 dB	17.45	X

<sup>1</sup> Further dimensions available upon request




<sup>2</sup> See page 6 for delivery category details.

## NEW Sandila/N – Edge 6

### AVAILABLE SYSTEMS



Dimension	Visible, Contura		Bandraaster	Visible, Wide-Span Profiles
	S 3a	S 3a cliq	S 18d	Type 8550
	■	■		■
	■	■	■	■

### STANDARD DIMENSIONS<sup>1</sup> – 15 mm nom. (OWAcoustic premium)



Part no.	Dimension [mm]	PU	Pak/Pal	m <sup>2</sup> /Pal	$\alpha_w$	D <sub>n,f,w</sub>	Price/m <sup>2</sup> [€]	Del. Cat. <sup>2</sup>
00075470	600 x 600 x 15 	10	52	187.20	0.60	31 dB	21.95	C
00075434	625 x 625 x 15 	10	48	187.50	0.60	31 dB	21.95	C
00075500	1200 x 600 x 15 	10	26	187.20	0.60	31 dB	22.35	X

## NEW Sandila/N – Edge 15

### AVAILABLE SYSTEMS

Dimension	Visible, Contura
	S 15a cliq
	■
	■

### STANDARD DIMENSIONS<sup>1</sup> – 15 mm nom. (OWAcoustic premium)

Part no.	Dimension [mm]	PU	Pak/Pal	m <sup>2</sup> /Pal	$\alpha_w$	D <sub>n,f,w</sub>	Price/m <sup>2</sup> [€]	Del. Cat. <sup>2</sup>
00075471	600 x 600 x 15 	10	52	187.20	0.60	31 dB	21.95	D
00075501	1200 x 600 x 15 	10	26	187.20	0.60	31 dB	on request	D

<sup>1</sup> Further dimensions available upon request

<sup>2</sup> See page 6 for delivery category details.





# ACOUSTIC TILES

## NEW Sandila NRC

■ OWAlifetime collection









<b>Sound Absorption:</b>	Up to $\alpha_w = 0.65$
<b>Sound Reduction*:</b>	Up to $D_{n,f,w} = 31$ dB
<b>Material:</b>	Mineral Tile
<b>Surface:</b>	Sanded, white, needled
<b>Reaction to Fire:</b>	A2-s1,d0 (EN 13501-1)
<b>Resistance to Fire*:</b>	Up to REI 180 (EN 13501-2)
<b>Humidity Resistance:</b>	Up to 95 % RH, short term
<b>Light Reflection:</b>	Approx 87 (ISO 7724-2, ISO 7724-3)
<b>Recyclability:</b>	100 %
<b>Formaldehyde Emission:</b>	< 5 $\mu\text{g}/\text{m}^3$ (ISO 16000)
<b>LEED EQ credit:</b>	TVOC Limit according to CDPH < 50 $\mu\text{g}/\text{m}^3$

\* Depending on dimension, system, raw ceiling and other additional measures



## NEW Sandila NRC – Edge 3

### AVAILABLE SYSTEMS

Dimension	Visible			Visible, Wide-Span Profiles	
	S 3	S 3 cliq	S 3 cliq Seismic-Resistant	S 15 cliq	Type 8550
					

### STANDARD DIMENSIONS<sup>1</sup> – 15 mm nom. (OWAcoustic premium)





Part no.	Dimension [mm]	PU	Pak/Pal	m <sup>2</sup> /Pal	$\alpha_w$	D <sub>n,f,w</sub>	Price/m <sup>2</sup> [€]	Del. Cat. <sup>2</sup>
00075455	600 x 600 x 15	12	44	190.08	0.65	31 dB	19.55	C
00075639	625 x 625 x 15	12	40	187.50	0.65	31 dB	19.55	B

### STANDARD DIMENSIONS<sup>1</sup> – 14 mm nom. (OWAcoustic smart)

Part no.	Dimension [mm]	PU	Pak/Pal	m <sup>2</sup> /Pal	$\alpha_w$	D <sub>n,f,w</sub>	Price/m <sup>2</sup> [€]	Del. Cat. <sup>2</sup>
00075450	600 x 600 x 14	12	48	207.36	0.65	29 dB	on request	X
00076010	625 x 625 x 14	12	48	225.00	0.65	29 dB	on request	X
00076011	1250 x 625 x 14	10	30	234.37	0.65	29 dB	17.25	X

## NEW Sandila NRC – Edge 6

### AVAILABLE SYSTEMS

Dimension	Visible, Contura		Visible, Wide-Span Profiles
	S 3a	S 3a cliq	Type 8550
			

### STANDARD DIMENSIONS<sup>1</sup> – 15 mm nom. (OWAcoustic premium)

Part no.	Dimension [mm]	PU	Pak/Pal	m <sup>2</sup> /Pal	$\alpha_w$	D <sub>n,f,w</sub>	Price/m <sup>2</sup> [€]	Del. Cat. <sup>2</sup>
00075977	600 x 600 x 15	10	52	187.20	0.65	31 dB	24.00	X
00075456	625 x 625 x 15	10	48	187.50	0.65	31 dB	24.00	X

<sup>1</sup> Further dimensions available upon request

<sup>2</sup> See page 6 for delivery category details.

## HYGIENIC CEILINGS / CEILINGS FOR HUMIDITY AREAS

---

- OWAlifetime collection

Our health determines our lives – today more than ever. To maintain and promote wellbeing and performance, spaces with hygienically sensitive use must also meet the highest construction standards. In addition to hygienic equipment, balanced room acoustics play a central role: they support communication and contribute significantly to wellbeing.

As an experienced partner for the design of hygienically sensitive interiors, we support you and all project participants in new builds and renovations – from planning through to execution. Our technical competence team provides you with expert advice. For professional implementation, we also offer targeted training. In addition, we are available to you personally on site or digitally at any time.

OWA stands for high-quality Ceiling Systems that sustainably support safety and wellbeing. Contact us – together we will create spaces with that extra measure of safety and wellbeing.








# HYGIENIC CEILING / CEILING FOR HUMIDITY AREAS

## Dessin Overview




**Humancare Lab**

$a_w = 0.70$




**Humancare Plus**

$a_w = 0.90$




**Humancare Pro**

$a_w = 0.95$




**OWAlux**

$a_w = 0.15$




**Sanitas 02 | Plain**

$a_w = 0.15$




**Sinfonia Humancare**

$a_w = 0.90$




**Sinfonia c Humancare**

$a_w = 0.70$




**Sinfonia Silencia Humancare**

$a_w = 1.00$




**OWAtecta L0 unperforated**

$a_w = 0.05$



**Constellation Mavroc**



$a_w = 0.70$



**Ocean**

$a_w = 0.95$

## EDGE AND SYSTEM OVERVIEW

Edge	Tile Thickness		for Systems
	15 mm nom. 20 mm nom.		VISIBLE, DEMOUNTABLE – 24 MM WIDE PROFILES S 3 S 3 for Positive and Negative Pressure Ceilings S 3e with Enhanced Corrosion Protection
	20 mm nom.		VISIBLE, DEMOUNTABLE – 24 MM WIDE PROFILES S 3 S 3 for Positive and Negative Pressure Ceilings S 3e with Enhanced Corrosion Protection
	15 mm nom. 20 mm nom.		VISIBLE, DEMOUNTABLE – 24 MM WIDE PROFILES CONTURA S 3a, S 3a cliq
			Wide-Span Profiles Type 8550
	15 mm nom. 20 mm nom.		VISIBLE, DEMOUNTABLE – 15 MM WIDE PROFILES CONTURA S 15a cliq
	15 mm nom.		SEMI-CONCEALED, DEMOUNTABLE – 24 MM WIDE PROFILES S 2p
			CLEAR SPANNING – CONCEALED, DEMOUNTABLE S 6a
			BANDRASTER, DEMOUNTABLE – 50-150 MM WIDE PROFILES S 18p – Parallel Bandraster S 18k – Cross Span Grid


# HYGIENIC AND CLEANROOM CEILING

Humancare Lab

■ OWAlifetime collection



Disinfectable  
Hygienic Equipment  
Suitable for Positive/  
Negative Pressure  
Wet cleaning/  
Wipe abrasion  
ISO class 3





<b>Sound Absorption:</b>	Up to $\alpha_w = 0.70$
<b>Sound Reduction*:</b>	Up to $D_{n,f,w} = 34$ dB
<b>Material:</b>	Mineral Tile
<b>Surface:</b>	Fleece-Covered, white with special coating
<b>Reaction to Fire:</b>	A2-s1,d0 (EN 13501-1)
<b>Resistance to Fire*:</b>	Up to REI 60 (EN 13501-2)
<b>Humidity Resistance:</b>	Up to 100 % RH, short term
<b>Light Reflection:</b>	Approx 84 (ISO 7724-2, ISO 7724-3)
<b>Cleanroom Class:</b>	ISO 3 (ISO 14644-1:1999)
<b>Recyclability:</b>	100 %
<b>Formaldehyde Emission:</b>	< 5 $\mu\text{g}/\text{m}^3$ (ISO 16000)
<b>LEED EQ credit:</b>	TVOC Limit according to CDPH < 50 $\mu\text{g}/\text{m}^3$

\* Depending on dimension, system, raw ceiling and other additional measures



## AVAILABLE SYSTEMS

Dimension	Visible		
	S 3	S 3 Hygiene	S 3 Positive/Negative Pressure acc. to EN 12114
	■	■	■
	■	■	■

## STANDARD DIMENSIONS – 20 mm nom. (OWAcoustic premium)

Part no.	Dimension [mm]	PU	Pak/Pal	m <sup>2</sup> /Pal	$\alpha_w$	D <sub>n,f,w</sub>	Price/m <sup>2</sup> [€]	Del. Cat. <sup>1</sup>
00087637	600 x 600 x 20	10	36	129.60	0.70	34 dB	55.80	C
00087638	625 x 625 x 20	10	36	140.62	0.70	34 dB	62.05	B
00087639	1200 x 600 x 20	8	22	126.72	0.70	34 dB	on request	D
00087640	1250 x 625 x 20	8	22	137.50	0.70	34 dB	on request	C

All products listed here are high-quality wet-felt products whose components are firmly bonded. For this reason, no additional edge sealing is required. Your advantage: Panels can be cut to size on site without the need for any special additional measures (such as edge sealing). The cleanroom classification is not affected.

<sup>1</sup> See page 6 for delivery category details.


# HYGIENIC AND CLEANROOM CEILING

Humancare Plus

■ OWAlifetime collection



Disinfectable  
Hygienic Equipment  
Up to 100 % RH, short term  
Wet cleaning/  
Wipe abrasion  
ISO class 4





<b>Sound Absorption:</b>	Up to $\alpha_w = 0.90$
<b>Sound Reduction*:</b>	Up to $D_{n,f,w} = 28$ dB
<b>Material:</b>	Mineral Tile
<b>Surface:</b>	Fleece-Covered, white with special coating
<b>Reaction to Fire:</b>	A2-s1,d0 (EN 13501-1)
<b>Resistance to Fire*:</b>	Up to REI 60 (EN 13501-2)
<b>Humidity Resistance:</b>	Up to 100 % RH, short term
<b>Light Reflection:</b>	Approx 84 (ISO 7724-2, ISO 7724-3)
<b>Cleanroom Class:</b>	ISO 4 (ISO 14644-1:1999)
<b>Recyclability:</b>	100 %
<b>Formaldehyde Emission:</b>	< 5 $\mu\text{g}/\text{m}^3$ (ISO 16000)
<b>LEED EQ credit:</b>	TVOC Limit according to CDPH < 50 $\mu\text{g}/\text{m}^3$

\* Depending on dimension, system, raw ceiling and other additional measures







## Humancare Plus – Edge 3 3

### AVAILABLE SYSTEMS



Dimension	Visible		
	S 3	S 3 Hygiene	S 3e <sup>1</sup>
	■	■	■
	■	■	■

### STANDARD DIMENSIONS – 20 mm nom. (OWAcoustic premium)





Part no.	Dimension [mm]	PU	Pak/Pal	m <sup>2</sup> /Pal	$\alpha_w$	D <sub>n,f,w</sub>	Price/m <sup>2</sup> [€]	Del. Cat. <sup>2</sup>	
00087595	600 x 600 x 20		10	36	129.60	0.90	28 dB	39.90	C
00087599	625 x 625 x 20		10	36	140.62	0.90	28 dB	42.65	B
00087601	1200 x 600 x 20		8	22	126.72	0.90	28 dB	42.65	D
00087602	1250 x 625 x 20		8	22	137.50	0.90	28 dB	39.90	C

## Humancare Plus – Edge 6 6

### AVAILABLE SYSTEMS

Dimension	Visible, Contura
	S 3a
	■
	■

### STANDARD DIMENSIONS – 20 mm nom. (OWAcoustic premium)





Part no.	Dimension [mm]	PU	Pak/Pal	m <sup>2</sup> /Pal	$\alpha_w$	D <sub>n,f,w</sub>	Price/m <sup>2</sup> [€]	Del. Cat. <sup>2</sup>	
00087616	600 x 600 x 20		10	36	129.60	0.90	28 dB	on request	D
00087617	625 x 625 x 20		10	36	140.62	0.90	28 dB	on request	D
00087618	1200 x 600 x 20		8	22	126.72	0.90	28 dB	on request	D
00087619	1250 x 625 x 20		8	22	137.50	0.90	28 dB	on request	D

<sup>1</sup> With increased corrosion protection





<sup>2</sup> See page 6 for delivery category details.

## Humancare Plus – Edge 15

### AVAILABLE SYSTEMS

Dimension	Visible, Contura S 15a cliq
	
	

### STANDARD DIMENSIONS – 20 mm nom. (OWAcoustic premium)

Part no.	Dimension [mm]	PU	Pak/Pal	m <sup>2</sup> /Pal	$\alpha_w$	D <sub>n,f,w</sub>	Price/m <sup>2</sup> [€]	Del. Cat. <sup>1</sup>
00087621	600 x 600 x 20 	10	36	129.60	0.90	28 dB	on request	D
00087622	625 x 625 x 20 	10	36	140.62	0.90	28 dB	on request	D
00087623	1200 x 600 x 20 	8	22	126.72	0.90	28 dB	on request	D
00087624	1250 x 625 x 20 	8	22	137.50	0.90	28 dB	on request	D

All products listed here are high-quality wet-felt products whose components are firmly bonded. For this reason, no additional edge sealing is required. Your advantage: Panels can be cut to size on site without the need for any special additional measures (such as edge sealing). The cleanroom classification is not affected.

<sup>1</sup> See page 6 for delivery category details.




# HYGIENIC AND CLEANROOM CEILING

Humancare Pro

■ OWAlifetime collection



Disinfectable  
Hygienic Equipment  
Wet cleaning/  
Wipe abrasion  
ISO class 3









<b>Sound Absorption:</b>	Up to $\alpha_w = 0.95$
<b>Sound Reduction*:</b>	Up to $D_{n,f,w} = 24$ dB
<b>Material:</b>	Mineral Tile
<b>Surface:</b>	Fleece-Covered, white with special coating
<b>Reaction to Fire:</b>	A2-s1,d0 (EN 13501-1)
<b>Resistance to Fire*:</b>	Up to REI 45 (EN 13501-2)
<b>Humidity Resistance:</b>	Square: up to 100 % RH, short term Rectangular: up to 95 % RH, short term
<b>Light Reflection:</b>	Approx 84 (ISO 7724-2, ISO 7724-3)
<b>Cleanroom Class:</b>	ISO 3 (ISO 14644-1:1999)
<b>Recyclability:</b>	100 %
<b>Formaldehyde Emission:</b>	< 5 $\mu\text{g}/\text{m}^3$ (ISO 16000)
<b>LEED EQ credit:</b>	TVOC Limit according to CDPH < 50 $\mu\text{g}/\text{m}^3$

\* Depending on dimension, system, raw ceiling and other additional measures







# Humancare Pro – Edge 3vs 3vs

## AVAILABLE SYSTEMS

Dimension	Visible	
	S 3	S 3 Hygiene
		
		

## STANDARD DIMENSIONS – 20 mm nom. (OWAcoustic premium)

Part no.	Dimension [mm]	PU	Pak/Pal	m <sup>2</sup> /Pal	$\alpha_w$	D <sub>n,t,w</sub>	Price/m <sup>2</sup> [€]	Del. Cat. <sup>1</sup>
00087633	600 x 600 x 20 	10	36	129.60	0.95	24 dB	on request	C
00087634	625 x 625 x 20 	10	36	140.62	0.95	24 dB	49.60	B
00087635	1200 x 600 x 20 	8	22	126.72	0.95	24 dB	on request	D
00087636	1250 x 625 x 20 	8	22	137.50	0.95	24 dB	on request	C


All products listed here are high-quality wet-felt products whose components are firmly bonded. For this reason, no additional edge sealing is required. Your advantage: Panels can be cut to size on site without the need for any special additional measures (such as edge sealing). The cleanroom classification is not affected.

<sup>1</sup> See page 6 for delivery category details.


# HYGIENIC AND CLEANROOM CEILING

OWAlux

■ OWAlifetime collection



Disinfectable  
High-Pressure Cleaning  
Suitable for Positive/  
Negative Pressure  
Wipe Resistance  
ISO class 4



<b>Sound Absorption:</b>	Up to $\alpha_w = 0.15$
<b>Sound Reduction*:</b>	Up to $D_{n,f,w} = 35$ dB
<b>Material:</b>	Mineral Tile
<b>Surface:</b>	Foil laminated, white
<b>Reaction to Fire:</b>	A2-s3,d0 (EN 13501-1)
<b>Resistance to Fire*:</b>	Up to REI 60 (EN 13501-2)
<b>Humidity Resistance:</b>	Up to 95 % RH, short term
<b>Light Reflection:</b>	Approx 86 (ISO 7724-2, ISO 7724-3)
<b>Cleanroom Class:</b>	ISO 4 (ISO 14644-1:1999)
<b>Recyclability:</b>	100 %
<b>Formaldehyde Emission:</b>	< 5 $\mu\text{g}/\text{m}^3$ (ISO 16000)
<b>LEED EQ credit:</b>	TVOC Limit according to CDPH < 50 $\mu\text{g}/\text{m}^3$

\* Depending on dimension, system, raw ceiling and other additional measures



# OWAlux – Edge 3 3

## AVAILABLE SYSTEMS

Dimension	Visible		
	S 3	S 3 Hygiene	S 3 Positive/Negative Pressure acc. to EN 12114
■	■	■	■

## STANDARD DIMENSIONS – 15 mm nom. (OWAcoustic premium)

Part no.	Dimension [mm]	PU	Pak/Pal	m <sup>2</sup> /Pal	$\alpha_w$	D <sub>n,f,w</sub>	Price/m <sup>2</sup> [€]	Del. Cat. <sup>1</sup>
00023709	600 x 600 x 15	10	48	172.80	0.15	35 dB	72.55	D
00021355	625 x 625 x 15	10	20	78.12	0.15	35 dB	58.60	B

All products listed here are high-quality wet-felt products whose components are firmly bonded. For this reason, no additional edge sealing is required. Your advantage: Panels can be cut to size on site without the need for any special additional measures (such as edge sealing). The cleanroom classification is not affected.

<sup>1</sup> See page 6 for delivery category details.


# HYGIENIC AND CLEANROOM CEILINGS

Sanitas 02 | Plain

■ OWAlifetime collection



Disinfectable  
Hygienic Equipment  
Wet cleaning/  
Wipe abrasion  
ISO class 4









<b>Sound Absorption:</b>	Up to $\alpha_w = 0.15$
<b>Sound Reduction*:</b>	Up to $D_{n,f,w} = 35$ dB
<b>Material:</b>	Mineral Tile
<b>Surface:</b>	Colour-Coated, white with special coating
<b>Reaction to Fire:</b>	A2-s1,d0 (EN 13501-1)
<b>Resistance to Fire*:</b>	Up to REI 180 (EN 13501-2)
<b>Humidity Resistance:</b>	Up to 95 % RH, short term
<b>Light Reflection:</b>	Approx 91 (ISO 7724-2, ISO 7724-3)
<b>Cleanroom Class:</b>	ISO 4 (ISO 14644-1:1999)
<b>Recyclability:</b>	100 %
<b>Formaldehyde Emission:</b>	< 5 $\mu\text{g}/\text{m}^3$ (ISO 16000)
<b>LEED EQ credit:</b>	TVOC Limit according to CDPH < 50 $\mu\text{g}/\text{m}^3$

\* Depending on dimension, system, raw ceiling and other additional measures







## Sanitas 02 | Plain – Edge 3 3

### AVAILABLE SYSTEMS

Dimension	Visible	
	S 3	S 3 Hygiene
		
		

### STANDARD DIMENSIONS – 15 mm nom. (OWAcoustic premium)

Part no.	Dimension [mm]	PU	Pak/Pal	m <sup>2</sup> /Pal	$\alpha_w$	D <sub>n,f,w</sub>	Price/m <sup>2</sup> [€]	Del. Cat. <sup>1</sup>
00046159	600 x 600 x 15 	12	44	190.08	0.15	35 dB	21.20	D
00046167	625 x 625 x 15 	12	40	187.50	0.15	35 dB	21.20	B
00073847	1200 x 600 x 15 	10	26	187.20	0.15	35 dB	21.65	D
00046189	1250 x 625 x 15 	10	24	187.50	0.15	35 dB	21.65	D

All products listed here are high-quality wet-felt products whose components are firmly bonded. For this reason, no additional edge sealing is required. Your advantage: Panels can be cut to size on site without the need for any special additional measures (such as edge sealing). The cleanroom classification is not affected.

<sup>1</sup> See page 6 for delivery category details.


# HYGIENIC CEILING / CEILING FOR HUMIDITY AREAS

Sinfonia Humancare

■ OWAlifetime collection



Disinfectable  
Hygienic Equipment  
ISO class 4



<b>Sound Absorption:</b>	Up to $\alpha_w = 0.90$
<b>Sound Reduction*:</b>	Up to $D_{n,f,w} = 27$ dB
<b>Material:</b>	Mineral Tile
<b>Surface:</b>	Fleece-Covered, white with special coating
<b>Reaction to Fire:</b>	A2-s1,d0 (EN 13501-1)
<b>Resistance to Fire*:</b>	Up to REI 60 (EN 13501-2)
<b>Humidity Resistance:</b>	Up to 95 % RH, short term
<b>Light Reflection:</b>	Approx 87 (ISO 7724-2, ISO 7724-3)
<b>Cleanroom Class:</b>	ISO 4 (ISO 14644-1:1999)
<b>Recyclability:</b>	100 %
<b>Formaldehyde Emission:</b>	< 5 $\mu\text{g}/\text{m}^3$ (ISO 16000)
<b>LEED EQ credit:</b>	TVOC Limit according to CDPH < 50 $\mu\text{g}/\text{m}^3$







\* Depending on dimension, system, raw ceiling and other additional measures







## Sinfonia Humancare – Edge 3



### AVAILABLE SYSTEMS

Dimension	Visible	
	S 3	S 3 Hygiene
		
		





### STANDARD DIMENSIONS – 15 mm nom. (OWAcoustic premium)

Part no.	Dimension [mm]	PU	Pak/Pal	m <sup>2</sup> /Pal	$\alpha_w$	D <sub>n,f,w</sub>	Price/m <sup>2</sup> [€]	Del. Cat. <sup>1</sup>
00091526	600 x 600 x 15 	12	40	172.80	0.90	27 dB	27.70	B
00091528	625 x 625 x 15 	12	40	187.50	0.90	27 dB	27.70	B
00091529	1200 x 600 x 15 	10	24	172.80	0.90	27 dB	27.70	B
00091531	1250 x 625 x 15 	10	24	187.50	0.90	27 dB	on request	C





## Sinfonia Humancare – Edge 6



### AVAILABLE SYSTEMS





Dimension	Visible, Contura
	S 3a
	
	

### STANDARD DIMENSIONS – 15 mm nom. (OWAcoustic premium)





Part no.	Dimension [mm]	PU	Pak/Pal	m <sup>2</sup> /Pal	$\alpha_w$	D <sub>n,f,w</sub>	Price/m <sup>2</sup> [€]	Del. Cat. <sup>1</sup>
00091532	600 x 600 x 15 	10	48	172.80	0.90	27 dB	34.20	D
00091534	625 x 625 x 15 	10	48	187.50	0.90	27 dB	34.20	X
00091535	1200 x 600 x 15 	10	24	172.80	0.90	27 dB	34.20	D
00091537	1250 x 625 x 15 	24	24	187.50	0.90	27 dB	34.20	D

<sup>1</sup> See page 6 for delivery category details.

## AVAILABLE SYSTEMS

Dimension	Visible, Contura
	
	

## STANDARD DIMENSIONS – 15 mm nom. (OWAcoustic premium)

Part no.	Dimension [mm]	PU	Pak/Pal	m <sup>2</sup> /Pal	$\alpha_w$	D <sub>n,f,w</sub>	Price/m <sup>2</sup> [€]	Del. Cat. <sup>1</sup>
00091538	600 x 600 x 15 	10	48	172.80	0.90	27 dB	34.20	D
00091540	625 x 625 x 15 	10	48	187.50	0.90	27 dB	34.20	X
00091541	1200 x 600 x 15 	10	24	172.80	0.90	27 dB	34.20	D
00091543	1250 x 625 x 15 	10	24	187.50	0.90	27 dB	34.20	D

All products listed here are high-quality wet-felt products whose components are firmly bonded. For this reason, no additional edge sealing is required. Your advantage: Panels can be cut to size on site without the need for any special additional measures (such as edge sealing). The cleanroom classification is not affected.

<sup>1</sup> See page 6 for delivery category details.




# HYGIENIC AND CLEANROOM CEILING

Sinfonia c Humancare

■ OWAlifetime collection



Disinfectable  
Hygienic Equipment  
ISO class 4



<b>Sound Absorption:</b>	Up to $\alpha_w = 0.70$
<b>Sound Reduction*:</b>	Up to $D_{n,f,w} = 34$ dB
<b>Material:</b>	Mineral Tile
<b>Surface:</b>	Fleece-Covered, white with special coating
<b>Reaction to Fire:</b>	A2-s1,d0 (EN 13501-1)
<b>Humidity Resistance:</b>	Up to 95 % RH, short term
<b>Light Reflection:</b>	Approx 87 (ISO 7724-2, ISO 7724-3)
<b>Cleanroom Class:</b>	ISO 4 (ISO 14644-1:1999)
<b>Recyclability:</b>	100 %
<b>Formaldehyde Emission:</b>	< 5 $\mu\text{g}/\text{m}^3$ (ISO 16000)
<b>LEED EQ credit:</b>	TVOC Limit according to CDPH < 50 $\mu\text{g}/\text{m}^3$


\* Depending on dimension, system, raw ceiling and other additional measures



## Sinfonia c Humancare – Edge 1/3



### AVAILABLE SYSTEMS

	Semi-Concealed	Clear Spanning	Bandraester	
Dimension	S 2p	S 6a	S 18p	S 18k
	■ <sup>1</sup>	■	■	■ <sup>2</sup>

### STANDARD DIMENSIONS<sup>3</sup> – 20 mm nom. (OWAcoustic premium)

Part no.	Dimension [mm]	PU	Pak/Pal	m <sup>2</sup> /Pal	$\alpha_w$	D <sub>n,f,w</sub>	Price/m <sup>2</sup> [€]	Del. Cat. <sup>4</sup>
00088046	2000 x 300 x 15	10	36	216.00	0.70	34 dB	on request	D
00088047	2000 x 312.5 x 15	10	48	300.00	0.70	34 dB	on request	D
00088048	2500 x 300 x 15	10	36	270.00	0.70	34 dB	on request	D
00088049	2500 x 312.5 x 15	10	48	375.00	0.70	34 dB	on request	D
00088050	2500 x 400 x 15	10	36	360.00	0.70	34 dB	on request	D

All products listed here are high-quality wet-felt products whose components are firmly bonded. For this reason, no additional edge sealing is required. Your advantage: Panels can be cut to size on site without the need for any special additional measures (such as edge sealing). The cleanroom classification is not affected.

<sup>1</sup> For length 2000 mm only

<sup>2</sup> For length 2500 mm only

<sup>3</sup> Further dimensions available upon request

<sup>4</sup> See page 6 for delivery category details.


# HYGIENIC AND CLEANROOM CEILINGS

Sinfonia Silencia Humancare

■ OWAlifetime collection



Disinfectable  
Hygienic Equipment  
ISO class 4









<b>Sound Absorption:</b>	Up to $\alpha_w = 1.00$
<b>Sound Reduction*:</b>	Up to $D_{n,f,w} = 24$ dB
<b>Material:</b>	Mineral Tile
<b>Surface:</b>	Fleece-Covered, white with special coating
<b>Reaction to Fire:</b>	A2-s1,d0 (EN 13501-1)
<b>Resistance to Fire*:</b>	Up to REI 45 (EN 13501-2)
<b>Humidity Resistance:</b>	Up to 95 % RH, short term
<b>Light Reflection:</b>	Approx 87 (ISO 7724-2, ISO 7724-3)
<b>Cleanroom Class:</b>	ISO 4 (ISO 14644-1:1999)
<b>Recyclability:</b>	100 %
<b>Formaldehyde Emission:</b>	< 5 $\mu\text{g}/\text{m}^3$ (ISO 16000)
<b>LEED EQ credit:</b>	TVOC Limit according to CDPH < 50 $\mu\text{g}/\text{m}^3$





\* Depending on dimension, system, raw ceiling and other additional measures



## AVAILABLE SYSTEMS

Dimension	Visible	
	S 3	S 3 Hygiene
		
		

## STANDARD DIMENSIONS<sup>1</sup> – 20 mm nom. (OWAcoustic premium)

Part no.	Dimension [mm]	PU	Pak/Pal	m <sup>2</sup> /Pal	$\alpha_w$	D <sub>n,t,w</sub>	Price/m <sup>2</sup> [€]	Del. Cat. <sup>2</sup>
00079906	600 x 600 x 20 	10	36	129.60	1.00	24 dB	30.80	D
00079907	625 x 625 x 20 	10	36	140.62	1.00	24 dB	39.85	D
00079908	1200 x 600 x 20 	8	22	126.72	1.00	24 dB	on request	D
00079909	1250 x 625 x 20 	8	22	137.50	1.00	24 dB	on request	D

All products listed here are high-quality wet-felt products whose components are firmly bonded. For this reason, no additional edge sealing is required. Your advantage: Panels can be cut to size on site without the need for any special additional measures (such as edge sealing). The cleanroom classification is not affected.

<sup>1</sup> Further dimensions available upon request

<sup>2</sup> See page 6 for delivery category details.

# CEILINGS FOR HUMIDITY

## Constellation Mavroc

■ OWAlifetime collection



95 % RH Permanent  
Dimensionally Stable  
even under Constant  
Moisture Exposure



<b>Sound Absorption:</b>	Up to $\alpha_w = 0.70$
<b>Sound Reduction*:</b>	Up to $D_{n,f,w} = 35$ dB
<b>Material:</b>	Mineral Tile
<b>Surface:</b>	Colour-Coated
<b>Reaction to Fire:</b>	A2-s1,d0 (EN 13501-1)
<b>Resistance to Fire*:</b>	Up to REI 180 (EN 13501-2)
<b>Humidity Resistance:</b>	Up to 95 % RH, permanent
<b>Light Reflection:</b>	Approx 88 (ISO 7724-2, ISO 7724-3)
<b>Recyclability:</b>	100 %
<b>Formaldehyde Emission:</b>	< 5 $\mu\text{g}/\text{m}^3$ (ISO 16000)
<b>LEED EQ credit:</b>	TVOC Limit according to CDPH < 50 $\mu\text{g}/\text{m}^3$



\* Depending on dimension, system, raw ceiling and other additional measures




# Constellation Mavroc – Edge 3

3

## AVAILABLE SYSTEMS

Dimension	Visible
	S 3e <sup>1</sup> 

## STANDARD DIMENSIONS<sup>2</sup> – 15 mm nom. (OWAcoustic premium)

Part no.	Dimension [mm]	PU	Pak/Pal	m <sup>2</sup> /Pal	$\alpha_w$	D <sub>n,f,w</sub>	Price/m <sup>2</sup> [€]	Del. Cat. <sup>3</sup>
00029823	625 x 625 x 15 	12	40	187.50	0.70	35 dB	23.50	B

<sup>1</sup> With increased corrosion protection

<sup>2</sup> Further dimensions available upon request

<sup>3</sup> See page 6 for delivery category details.


# CEILINGS FOR HUMIDITY

## Ocean

■ OWAlifetime collection



100 % RH  
Dimensionally Stable  
even under Constant  
Moisture Exposure  
ISO class 4



<b>Sound Absorption:</b>	Up to $\alpha_w = 0.95$
<b>Sound Reduction*:</b>	Up to $D_{n,f,w} = 28$ dB
<b>Material:</b>	Mineral Tile
<b>Surface:</b>	Fleece-Covered, white
<b>Reaction to Fire:</b>	A2-s1,d0 (EN 13501-1)
<b>Resistance to Fire*:</b>	Up to REI 60 (EN 13501-2)
<b>Humidity Resistance:</b>	Up to 100 % RH, short term
<b>Light Reflection:</b>	Approx 78 (ISO 7724-2, ISO 7724-3)
<b>Cleanroom Class:</b>	ISO 4 (ISO 14644-1:1999)
<b>Recyclability:</b>	100 %
<b>Formaldehyde Emission:</b>	< 5 $\mu\text{g}/\text{m}^3$ (ISO 16000)
<b>LEED EQ credit:</b>	TVOC Limit according to CDPH < 50 $\mu\text{g}/\text{m}^3$


\* Depending on dimension, system, raw ceiling and other additional measures





# Ocean – Edge 3

3

## AVAILABLE SYSTEMS

Dimension	Visible
	S 3e <sup>1</sup> 

## STANDARD DIMENSIONS<sup>2</sup> – 20 mm nom. (OWAcoustic premium)

Part no.	Dimension [mm]	PU	Pak/Pal	m <sup>2</sup> /Pal	$\alpha_w$	D <sub>n,f,w</sub>	Price/m <sup>2</sup> [€]	Del. Cat. <sup>3</sup>
00079876	600 x 600 x 20 	10	36	129.60	0.95	28 dB	35.75	C
00079877	625 x 625 x 20 	10	36	140.62	0.95	28 dB	35.75	B

<sup>1</sup> With increased corrosion protection

<sup>2</sup> Further dimensions available upon request

<sup>3</sup> See page 6 for delivery category details.

## METAL TILES

### ■ OWAtecta

OWA Metal Ceilings open up the design potential of a fascinating material. With their clear form and function, they support the specific requirements of demanding room types. Whether standard cassettes, panels or bespoke special formats, OWAtecta combines excellent acoustic, climate and hygiene properties.

A variety of perforation patterns – from coarse to fine – give you complete freedom to meet both acoustic and design requirements.



OWA






# METAL TILES

## Dessin Overview


### METAL TILES




**L0** – unperforated



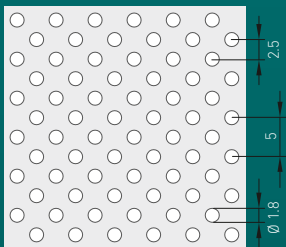
**Rg0702**  
0.7 mm hole diameter  
2 % free cross-sectional area



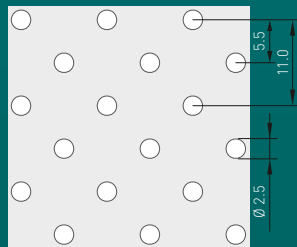
**Rg2516**  
2.5 mm hole diameter  
16 % free cross-sectional area




**Rd1522**  
1.5 mm hole diameter  
22 % free cross-sectional area



**Rd1820**  
1.8 mm hole diameter  
20 % free cross-sectional area




**Rd2508**  
2.5 mm hole diameter  
8 % free cross-sectional area




**Rg1511**  
1.5 mm hole diameter  
11 % free cross-sectional area

Further perforation patterns available upon request.


### MESH




**Mesh R 16 x 8**  
63 % free cross-sectional area  
Web Width: 1.5 mm  
Material Thickness: 1.0 mm



**Mesh R 30 x 10**  
60 % free cross-sectional area  
Web Width: 2.0 mm  
Material Thickness: 1.0 mm

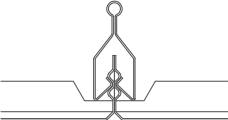



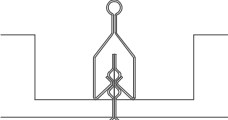

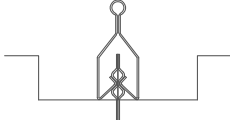

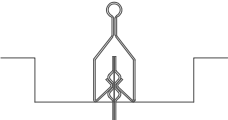



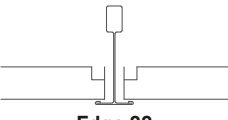

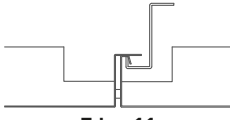
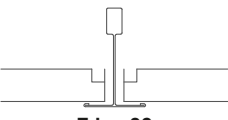



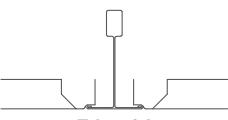

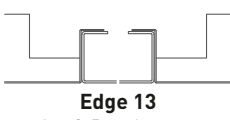
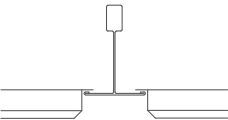

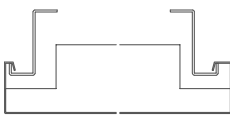

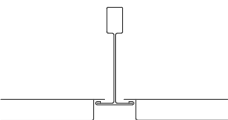



**Mesh R 42 x 13**  
69 % free cross-sectional area  
Web Width: 2.0 mm  
Material Thickness: 1.0 mm



**Mesh R 60 x 20**  
70 % free cross-sectional area  
Web Width: 3.0 mm  
Material Thickness: 1.0 mm

## EDGE AND SYSTEM OVERVIEW

Edge	for Systems	Edge	for Systems
 <b>Edge 01</b> (chamfered) for Clip-In Profile	 CLIP-IN/SWING-DOWN SYSTEMS S 22 S 32	 <b>Edge 10</b> C-Umbug	 CLIP-IN/SWING-DOWN SYSTEMS S 32 L (Rectangular Tiles)
 <b>Edge 02</b> (chamfered) for Clip-In Profile	 CLIP-IN/SWING-DOWN SYSTEMS S 22 S 32	 <b>Edge 02s</b> (sharp edged) for Clip-In Profile	 CORRIDOR SYSTEMS S 36 – Lay-On S 36 – Success
 <b>Edge 02s</b> (sharp edged) for Clip-In Profile	 CLIP-IN/SWING-DOWN SYSTEMS S 32 L (Rectangular Tiles)	 <b>Edge 10</b> C-Umbug	 HOOK-IN SYSTEM WITH Z PROFILE S 39 S 39 Mesh
 <b>Edge 03</b> for 15 mm wide T Profile	 LAY-ON SYSTEM FOR 15 MM WIDE T PROFILE S 45	 <b>Edge 11</b> for Z Profile	
 <b>Edge 03</b> for 24 mm wide T Profile	 LAY-ON SYSTEMS FOR 24 MM WIDE T PROFILE S 33 S 33 Mesh S 33e with increased corrosion protection	 <b>Edge 10</b> C-Umbug	 C BANDRASTER S 48
 <b>Edge 04</b> for 24 mm wide T Profile	 LAY-ON SYSTEMS FOR 24 MM WIDE T PROFILE S 33	 <b>Edge 13</b> for C Bandraster	
 <b>Edge 07</b> for 24 mm wide T Profile	 LAY-ON SYSTEMS FOR 24 MM WIDE T PROFILE S 33	 <b>Edge 11s</b> for Z Profile	 CORRIDOR SYSTEMS S 36 – Progress
 <b>Edge 16</b> for 15 mm wide T Profile	 LAY-ON SYSTEMS FOR 15 MM WIDE T PROFILE S 45		


## METAL TILES

L0 - unperforated

■ OWAtecta



Suitable for cleanrooms  
ISO class1



<b>Sound Absorption:</b>	Up to $\alpha_w = 0.05$
<b>Sound Reduction*:</b>	Up to $D_{n,f,w} = 30$ dB
<b>Material:</b>	Metal Tile, galvanised steel sheet
<b>Surface:</b>	Powder-Coated, white (similar RAL 9003)
<b>Reaction to Fire:</b>	A2-s1,d0 (EN 13501-1)
<b>Humidity Resistance:</b>	Up to 90 % RH, short term
<b>Light Reflection:</b>	Approx 76 (ISO 7724-2, ISO 7724-3)
<b>Cleanroom Class:</b>	Up to ISO 1 (ISO 14644-1:1999)




\* Depending on dimension, system, raw ceiling and other additional measures



## L0 - unperforated – Edge 01



### AVAILABLE SYSTEMS

Dimension	Clip-In/Swing-Down	
	S 22	S 32
		




### STANDARD DIMENSIONS<sup>1</sup>

Part no.	Dimension [mm]	PU	Pak/Pal	m <sup>2</sup> /Pal	$\alpha_w$	D <sub>n,f,w</sub>	Price/m <sup>2</sup> [€]	Del. Cat. <sup>2</sup>
00082804	625 x 625 x 0.6	14	30	164.10	0.05	30 dB	35.10	A

## L0 - unperforated – Edge 02



### AVAILABLE SYSTEMS

Dimension	Clip-In/Swing-Down	
	S 22	S 32
		

### STANDARD DIMENSIONS<sup>1</sup>





Part no.	Dimension [mm]	PU	Pak/Pal	m <sup>2</sup> /Pal	$\alpha_w$	D <sub>n,f,w</sub>	Price/m <sup>2</sup> [€]	Del. Cat. <sup>2</sup>
on request	625 x 625 x 0.5/0.6	14	–	–	0.05	30 dB	on request	E

<sup>1</sup> Further dimensions available upon request

<sup>2</sup> See page 6 for delivery category details.

## L0 - unperforated – Edge 03

### AVAILABLE SYSTEMS





Dimension	Lay-On		
	S 33	S 33e <sup>1</sup>	S 45
			

### STANDARD DIMENSIONS<sup>1</sup>

Part no.	Dimension [mm]	PU	Pak/Pal	m <sup>2</sup> /Pal	$\alpha_w$	D <sub>n,f,w</sub>	Price/m <sup>2</sup> [€]	Del. Cat. <sup>2</sup>
00082809	625 x 625 x 0.5	14	48	262.56	0.05	30 dB	30.95	A
00076867 <sup>3</sup>	625 x 625 x 0.6	14	16	87.52	0.05	30 dB	55.75	A

## L0 - unperforated – Edge 10 / Edge 02s

### AVAILABLE SYSTEMS

Dimension	Clip-In/Swing-Down	Corridor	
	S 32 L Rectangular Tiles	S 36 – Lay-On	S 36 – Success
			

### STANDARD DIMENSIONS<sup>4</sup>

Part no.	Dimension [mm]	PU	Pak/Pal	m <sup>2</sup> /Pal	$\alpha_w$	D <sub>n,f,w</sub>	Price/m <sup>2</sup> [€]	Del. Cat. <sup>2</sup>
00072853	2000 x 312.5 x 0.6	4	30	75.00	0.05	30 dB	67.65	B

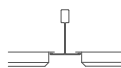
<sup>1</sup> With increased corrosion protection

<sup>2</sup> See page 6 for delivery category details.



<sup>3</sup> Only for S 33e

<sup>4</sup> Further dimensions available upon request


## L0 - unperforated – Edge 07



### AVAILABLE SYSTEMS

Dimension	Lay-On
	 S 33



### STANDARD DIMENSIONS<sup>1</sup>

Part no.	Dimension [mm]	PU	Pak/Pal	m <sup>2</sup> /Pal	$\alpha_w$	D <sub>n,f,w</sub>	Price/m <sup>2</sup> [€]	Del. Cat. <sup>2</sup>
on request	625 x 625 x 0.5 	14	30	164.1	0.05	30 dB	on request	X


## L0 - unperforated – Edge 04



### AVAILABLE SYSTEMS

Dimension	Lay-On
	 S 33

### STANDARD DIMENSIONS<sup>1</sup>

Part no.	Dimension [mm]	PU	Pak/Pal	m <sup>2</sup> /Pal	$\alpha_w$	D <sub>n,f,w</sub>	Price/m <sup>2</sup> [€]	Del. Cat. <sup>2</sup>
00070311	625 x 625 x 0.5 	14	30	164.10	0.05	30 dB	on request	E



<sup>1</sup> Further dimensions available upon request

<sup>2</sup> See page 6 for delivery category details.

## L0 - unperforated – Edge 10 / Edge 11



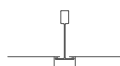
### AVAILABLE SYSTEMS

Hook-In with Z Profile	
<b>Dimension</b>	S 39
	



### DIMENSIONS

Part no.	Dimension [mm]	PU	Pak/Pal	m <sup>2</sup> /Pal	$\alpha_w$	D <sub>n,f,w</sub>	Price/m <sup>2</sup> [€]	Del. Cat. <sup>1</sup>
on request	on request	–	–	–	0.05	30 dB	on request	E

## L0 - unperforated – Edge 16



### AVAILABLE SYSTEMS

Lay-On for 15 mm Profile	
<b>Dimension</b>	S 45
	

### STANDARD DIMENSIONS<sup>2</sup>



Part no.	Dimension [mm]	PU	Pak/Pal	m <sup>2</sup> /Pal	$\alpha_w$	D <sub>n,f,w</sub>	Price/m <sup>2</sup> [€]	Del. Cat. <sup>1</sup>
00063574	625 x 625 x 0.5	14	36	196.92	0.05	30 dB	on request	X

<sup>1</sup> See page 6 for delivery category details.

<sup>2</sup> Further dimensions available upon request

## L0 - unperforated – Edge 10 / Edge 13

### AVAILABLE SYSTEMS

	C Bandraster
<b>Dimension</b>	S 48
	

### DIMENSIONS

Part no.	Dimension [mm]	PU	Pak/Pal	m <sup>2</sup> /Pal	$\alpha_w$	D <sub>n,r,w</sub>	Price/m <sup>2</sup> [€]	Del. Cat. <sup>1</sup>
on request	on request	–	–	–	0.05	30 dB	on request	E


<sup>1</sup> See page 6 for delivery category details.



## METAL TILES

Rg0702

■ OWAtecta



<b>Hole Diameter:</b>	0.7 mm
<b>Free Cross-Sectional Area</b>	2 %
<b>Sound Absorption:</b>	Up to $\alpha_w = 0.60$
<b>Sound Reduction*:</b>	Up to $D_{n,f,w} = 18$ dB
<b>Material:</b>	Metal Tile, galvanised steel sheet
<b>Surface:</b>	Powder-Coated, white (similar RAL 9003)
<b>Reaction to Fire:</b>	A2,s1,d0 (EN 13501-1)
<b>Humidity Resistance:</b>	Up to 90 % RH, short term
<b>Light Reflection:</b>	Approx 74 (ISO 7724-2, ISO 7724-3)

\* Depending on dimension, system, raw ceiling and other additional measures



## Rg0702 – Edge 01



### AVAILABLE SYSTEMS

Dimension	Clip-In/Swing-Down	
	S 22	S 32

### STANDARD DIMENSIONS<sup>1</sup>

Part no.	Dimension [mm]	PU	Pak/Pal	m <sup>2</sup> /Pal	$\alpha_w$	D <sub>n,f,w</sub>	Price/m <sup>2</sup> [€]	Del. Cat. <sup>2</sup>
00082806	625 x 625 x 0.6	14	30	164.10	0.60	18 dB	42.00	X

## Rg0702 – Edge 02



### AVAILABLE SYSTEMS

Dimension	Clip-In/Swing-Down	
	S 22	S 32

### STANDARD DIMENSIONS<sup>1</sup>




Part no.	Dimension [mm]	PU	Pak/Pal	m <sup>2</sup> /Pal	$\alpha_w$	D <sub>n,f,w</sub>	Price/m <sup>2</sup> [€]	Del. Cat. <sup>2</sup>
on request	625 x 625 x 0.5/0.6	14	–	–	0.60	18 dB	on request	E

<sup>1</sup> Further dimensions available upon request


<sup>2</sup> See page 6 for delivery category details.

## Rg0702 – Edge 03

### AVAILABLE SYSTEMS

Dimension	Lay-On	
	S 33	S 45
		

### STANDARD DIMENSIONS<sup>1</sup>

Part no.	Dimension [mm]	PU	Pak/Pal	m <sup>2</sup> /Pal	$\alpha_w$	D <sub>n,r,w</sub>	Price/m <sup>2</sup> [€]	Del. Cat. <sup>2</sup>
00082810	625 x 625 x 0.5 	14	48	262.56	0.60	18 dB	38.30	X

<sup>1</sup> Further dimensions available upon request


<sup>2</sup> See page 6 for delivery category details.



# METAL TILES

Rg2516

■ OWAtecta



<b>Hole Diameter:</b>	2.5 mm
<b>Free Cross-Sectional Area</b>	16 %
<b>Sound Absorption:</b>	Up to $\alpha_w = 0.80$
<b>Sound Reduction*:</b>	Up to $D_{n,f,w} = 30$ dB
<b>Material:</b>	Metal Tile, galvanised steel sheet
<b>Surface:</b>	Powder-Coated, white (similar RAL 9003)
<b>Reaction to Fire:</b>	A2-s1,d0 (EN 13501-1)
<b>Humidity Resistance:</b>	Up to 90 % RH, short term
<b>Light Reflection:</b>	Approx 64 (ISO 7724-2, ISO 7724-3)




\* Depending on dimension, system, raw ceiling and other additional measures



## Rg2516 – Edge 01



### AVAILABLE SYSTEMS

Dimension	Clip-In/Swing-Down	
	S 22	S 32
		




### STANDARD DIMENSIONS<sup>1</sup>

Part no.	Dimension [mm]	PU	Pak/Pal	m <sup>2</sup> /Pal	$\alpha_w$	D <sub>n,f,w</sub>	Price/m <sup>2</sup> [€]	Del. Cat. <sup>2</sup>
00082807	625 x 625 x 0.6	14	30	164.10	0.80	18 dB	40.00	A

## Rg2516 – Edge 02



### AVAILABLE SYSTEMS

Dimension	Clip-In/Swing-Down	
	S 22	S 32
		

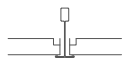
### STANDARD DIMENSIONS<sup>1</sup>

Part no.	Dimension [mm]	PU	Pak/Pal	m <sup>2</sup> /Pal	$\alpha_w$	D <sub>n,f,w</sub>	Price/m <sup>2</sup> [€]	Del. Cat. <sup>2</sup>
on request	625 x 625 x 0.5/0.6	14	–	–	0.80	18 dB	on request	E

<sup>1</sup> Further dimensions available upon request

<sup>2</sup> See page 6 for delivery category details.

## Rg2516 – Edge 03



### AVAILABLE SYSTEMS

Dimension	Lay-On	
	S 33	S 45

### STANDARD DIMENSIONS<sup>1</sup>

Part no.	Dimension [mm]	PU	Pak/Pal	m <sup>2</sup> /Pal	$\alpha_w$	D <sub>n,f,w</sub>	Price/m <sup>2</sup> [€]	Del. Cat. <sup>1</sup>	
00082811	625 x 625 x 0.5		14	48	262.56	0.80	18 dB	36.55	A

## Rg2516 – Edge 10 / Edge 02s



### AVAILABLE SYSTEMS

Dimension	Clip-In/Swing-Down	Corridor	
	S 32 L Rectangular Tiles	S 36 – Lay-On	S 36 – Success

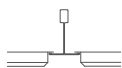
### STANDARD DIMENSIONS<sup>2</sup>

Part no.	Dimension [mm]	PU	Pak/Pal	m <sup>2</sup> /Pal	$\alpha_w$	D <sub>n,f,w</sub>	Price/m <sup>2</sup> [€]	Del. Cat. <sup>1</sup>	
00072852	2000 x 312.5 x 0.6		4	30	75.00	0.80	18 dB	80.70	B



<sup>1</sup> See page 6 for delivery category details.

<sup>2</sup> Further dimensions available upon request


## Rg2516 – Edge 07



### AVAILABLE SYSTEMS

Dimension	Lay-On
	 S 33

### STANDARD DIMENSIONS<sup>1</sup>

Part no.	Dimension [mm]	PU	Pak/Pal	m <sup>2</sup> /Pal	$\alpha_w$	D <sub>n,f,w</sub>	Price/m <sup>2</sup> [€]	Del. Cat. <sup>2</sup>
00063497	625 x 625 x 0.5 	14	30	164.10	0.80	18 dB	49.50	A


## Rg2516 – Edge 04



### AVAILABLE SYSTEMS

Dimension	Lay-On
	 S 33

### STANDARD DIMENSIONS<sup>1</sup>



Part no.	Dimension [mm]	PU	Pak/Pal	m <sup>2</sup> /Pal	$\alpha_w$	D <sub>n,f,w</sub>	Price/m <sup>2</sup> [€]	Del. Cat. <sup>2</sup>
00067756	625 x 625 x 0.5 	14	30	164.10	0.80	18 dB	on request	E

<sup>1</sup> Further dimensions available upon request

<sup>2</sup> See page 6 for delivery category details.

## Rg2516 – Edge 10 / Edge 11

### AVAILABLE SYSTEMS



Hook-In with Z Profile	
<b>Dimension</b>	S 39
	

### DIMENSIONS

Part no.	Dimension [mm]	PU	Pak/Pal	m <sup>2</sup> /Pal	$\alpha_w$	D <sub>n,f,w</sub>	Price/m <sup>2</sup> [€]	Del. Cat. <sup>1</sup>
on request	on request	–	–	–	0.80	18 dB	on request	E

## Rg2516 – Edge 16

### AVAILABLE SYSTEMS

Lay-On for 15 mm Profile	
<b>Dimension</b>	S 45
	

### STANDARD DIMENSIONS<sup>2</sup>



Part no.	Dimension [mm]	PU	Pak/Pal	m <sup>2</sup> /Pal	$\alpha_w$	D <sub>n,f,w</sub>	Price/m <sup>2</sup> [€]	Del. Cat. <sup>1</sup>
00082821	625 x 625 x 0.5	14	36	196.92	0.80	30 dB	on request	X

<sup>1</sup> See page 6 for delivery category details.

<sup>2</sup> Further dimensions available upon request

## Rg2516 – Edge 10 / Edge 13

### AVAILABLE SYSTEMS

	C Bandraster
<b>Dimension</b>	S 48
	

### DIMENSIONS


Part no.	Dimension [mm]	PU	Pak/Pal	m <sup>2</sup> /Pal	$\alpha_w$	D <sub>n,r,w</sub>	Price/m <sup>2</sup> [€]	Del. Cat. <sup>1</sup>
on request	on request	–	–	–	0.80	18 dB	on request	E

<sup>1</sup> See page 6 for delivery category details.

# METAL TILES

Rd1522

■ OWAtecta



<b>Hole Diameter:</b>	1.5 mm
<b>Free Cross-Sectional Area</b>	22 %
<b>Sound Absorption:</b>	Up to $\alpha_w = 0.70$
<b>Sound Reduction*:</b>	Up to $D_{n,f,w} = 18$ dB
<b>Material:</b>	Metal Tile, galvanised steel sheet
<b>Surface:</b>	Powder-Coated, white (similar RAL 9003)
<b>Reaction to Fire:</b>	A2-s1,d0 (EN 13501-1)
<b>Humidity Resistance:</b>	Up to 90 % RH, short term
<b>Light Reflection:</b>	Approx 61 (ISO 7724-2, ISO 7724-3)




\* Depending on dimension, system, raw ceiling and other additional measures



## Rd1522 – Edge 01



### AVAILABLE SYSTEMS

Dimension	Clip-In/Swing-Down	
	S 22	S 32
		




### STANDARD DIMENSIONS<sup>1</sup>

Part no.	Dimension [mm]	PU	Pak/Pal	m <sup>2</sup> /Pal	$\alpha_w$	D <sub>n,f,w</sub>	Price/m <sup>2</sup> [€]	Del. Cat. <sup>2</sup>
00082808	625 x 625 x 0.6	14	30	164.10	0.70	18 dB	41.15	B

## Rd1522 – Edge 02



### AVAILABLE SYSTEMS

Dimension	Clip-In/Swing-Down	
	S 22	S 32
		

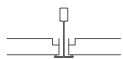
### STANDARD DIMENSIONS<sup>1</sup>

Part no.	Dimension [mm]	PU	Pak/Pal	m <sup>2</sup> /Pal	$\alpha_w$	D <sub>n,f,w</sub>	Price/m <sup>2</sup> [€]	Del. Cat. <sup>2</sup>
on request	625 x 625 x 0.5/0.6	14	–	–	0.70	18 dB	on request	E

<sup>1</sup> Further dimensions available upon request

<sup>2</sup> See page 6 for delivery category details.

## Rd1522 – Edge 03



### AVAILABLE SYSTEMS

Dimension	Lay-On	
	S 33	S 45

### STANDARD DIMENSIONS<sup>1</sup>

Part no.	Dimension [mm]	PU	Pak/Pal	m <sup>2</sup> /Pal	$\alpha_w$	D <sub>n,f,w</sub>	Price/m <sup>2</sup> [€]	Del. Cat. <sup>2</sup>
00082812	625 x 625 x 0.5	14	48	262.56	0.70	18 dB	37.50	A

## Rd1522 – Edge 10 / Edge 02s



### AVAILABLE SYSTEMS

Dimension	Corridor	
	S 36 – Lay-On	S 36 – Success

### DIMENSIONS

Part no.	Dimension [mm]	PU	Pak/Pal	m <sup>2</sup> /Pal	$\alpha_w$	D <sub>n,f,w</sub>	Price/m <sup>2</sup> [€]	Del. Cat. <sup>2</sup>
on request	on request	-	-	-	0.70	18 dB	on request	E



<sup>1</sup> Further dimensions available upon request

<sup>2</sup> See page 6 for delivery category details.

## Rd1522 – Edge 10 / Edge 11



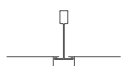
### AVAILABLE SYSTEMS

Hook-In with Z Profile	
<b>Dimension</b>	S 39
	



### STANDARD DIMENSIONS<sup>1</sup>

Part no.	Dimension [mm]	PU	Pak/Pal	m <sup>2</sup> /Pal	$\alpha_w$	D <sub>n,f,w</sub>	Price/m <sup>2</sup> [€]	Del. Cat. <sup>2</sup>
on request	on request	–	–	–	0.70	18 dB	on request	E

## Rd1522 – Edge 16



### AVAILABLE SYSTEMS

Lay-On for 15 mm Profile	
<b>Dimension</b>	S 45
	

### STANDARD DIMENSIONS<sup>1</sup>



Part no.	Dimension [mm]	PU	Pak/Pal	m <sup>2</sup> /Pal	$\alpha_w$	D <sub>n,f,w</sub>	Price/m <sup>2</sup> [€]	Del. Cat. <sup>2</sup>
00063576	625 x 625 x 0.5	14	36	196.92	0.70	18 dB	on request	X

<sup>1</sup> Further dimensions available upon request

<sup>2</sup> See page 6 for delivery category details.

## Rd1522 – Edge 10 / Edge 13

### AVAILABLE SYSTEMS

Dimension	C Bandraster
	S 48 

### STANDARD DIMENSIONS<sup>1</sup>

Part no.	Dimension [mm]	PU	Pak/Pal	m <sup>2</sup> /Pal	$\alpha_w$	D <sub>n,r,w</sub>	Price/m <sup>2</sup> [€]	Del. Cat. <sup>2</sup>
on request	on request 	-	-	-	0.70	18 dB	on request	E

<sup>1</sup> Further dimensions available upon request

<sup>2</sup> See page 6 for delivery category details.






# METAL TILES

## Mesh


■ OWAtecta

### Type of Frame D



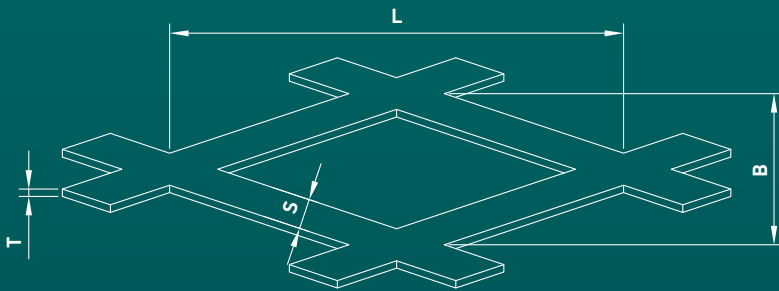
With an L-shaped frame, made from a panel with cut-out, welded from the rear onto the mesh.

### Type of Frame E




With a frame welded to the edges of the mesh. The mesh and the frame have no bent edges.


### Mesh Shape: Diamond




L = Length  
B = Length  
S = Strand Width  
T = Material Thickness




**Mesh R 16 x 8**  
63 % free cross-sectional area  
Web Width: 1.5 mm  
Material Thickness: 1.0 mm



**Mesh R 30 x 10**  
60 % free cross-sectional area  
Web Width: 2.0 mm  
Material Thickness: 1.0 mm



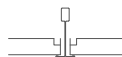
**Mesh R 42 x 13**  
69 % free cross-sectional area  
Web Width: 2.0 mm  
Material Thickness: 1.0 mm





**Mesh R 60 x 20**  
70 % free cross-sectional area  
Web Width: 3.0 mm  
Material Thickness: 1.0 mm



## Mesh – Edge 03



### AVAILABLE SYSTEMS

Visible, Demountable	
Dimension	S 33 Mesh
	

### Type of Frame E – STANDARD DIMENSIONS<sup>1</sup>

	Part no.	Dimension [mm]	PU	Pak/Pal	m <sup>2</sup> /Pal	$\alpha_w$	D <sub>n,f,w</sub>	Price/m <sup>2</sup> [€]	Del. Cat. <sup>2</sup>
Mesh R 16 x 8	00092727	625 x 625 x 1	8	24	75.00	-	-	125.75	X
Mesh R 30 x 10	on request	625 x 625 x 1.0	8	-	-	-	-	on request	X
Mesh R 42 x 13	on request	625 x 625 x 1.0	8	-	-	-	-	on request	X
Mesh R 60 x 20	on request	625 x 625 x 1.0	8	-	-	-	-	on request	X

### Type of Frame D – STANDARD DIMENSIONS<sup>1</sup>



	Part no.	Dimension [mm]	PU	Pak/Pal	m <sup>2</sup> /Pal	$\alpha_w$	D <sub>n,f,w</sub>	Price/m <sup>2</sup> [€]	Del. Cat. <sup>2</sup>
Mesh R 16 x 8	on request	625 x 625 x 1.0	8	-	-	-	-	on request	X
Mesh R 30 x 10	on request	625 x 625 x 1.0	8	-	-	-	-	on request	X
Mesh R 42 x 13	on request	625 x 625 x 1.0	8	-	-	-	-	on request	X
Mesh R 60 x 20	on request	625 x 625 x 1.0	8	-	-	-	-	on request	X

<sup>1</sup> Further dimensions available upon request

<sup>2</sup> See page 6 for delivery category details.

## Mesh – Edge 10 / Edge 11

### AVAILABLE SYSTEMS

Hook-In with Z Profile	
<b>Dimension</b>	<b>S 39 Mesh</b>
	

### Type of Frame E – STANDARD DIMENSIONS<sup>1</sup>

	Part no.	Dimension [mm]	PU	Pak/Pal	m <sup>2</sup> /Pal	$\alpha_w$	D <sub>n,f,w</sub>	Price/m <sup>2</sup> [€]	Del. Cat. <sup>2</sup>
Mesh R 16 x 8	on request	on request	-	-	-	-	-	on request	X
Mesh R 30 x 10	on request	on request	-	-	-	-	-	on request	X
Mesh R 42 x 13	on request	on request	-	-	-	-	-	on request	X
Mesh R 60 x 20	on request	on request	-	-	-	-	-	on request	X


### Type of Frame D – STANDARD DIMENSIONS<sup>1</sup>

	Part no.	Dimension [mm]	PU	Pak/Pal	m <sup>2</sup> /Pal	$\alpha_w$	D <sub>n,f,w</sub>	Price/m <sup>2</sup> [€]	Del. Cat. <sup>2</sup>
Mesh R 16 x 8	on request	on request	-	-	-	-	-	on request	X
Mesh R 30 x 10	on request	on request	-	-	-	-	-	on request	X
Mesh R 42 x 13	on request	on request	-	-	-	-	-	on request	X
Mesh R 60 x 20	on request	on request	-	-	-	-	-	on request	X

<sup>1</sup> Further dimensions available upon request

<sup>2</sup> See page 6 for delivery category details.





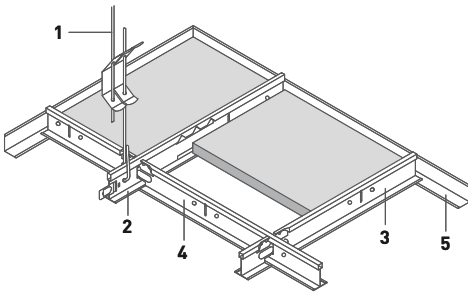

# GRID FOR ACOUSTIC TILES

## System S 3

■ OWAconstruct



### VISIBLE, DEMOUNTABLE – 24 MM WIDE PROFILES



### COMPATIBLE WITH EDGE 3 TILES

3

Bolero	OWAcolor / OWAcolor concept	Plain	Sanitas 02   Plain
Brillianto100	Constellation	NEW Sandila/N	Sinfonia Humancare
Sinfonia	Cosmos/N	NEW Sandila NRC	Sinfonia Silencia Humancare
Sinfonia Grey/Black	Cosmos/O	Humancare Lab	
Sinfonia Privacy	Finetta	Humancare Plus	
Sinfonia Reflecta	Janus	Humancare Pro	
Sinfonia Silencia	Harmony	OWAlux	

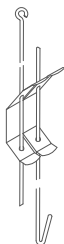
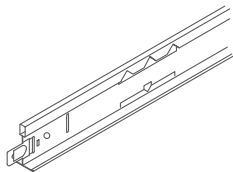
## System S 3

### QUANTITY REQUIREMENTS AND BOTTOM EDGE GUIDE PRICE for White Suspension System per m<sup>2</sup>

Construction Elements	Module Size [mm]						
	600 x 600	625 x 625	1200 x 600	1250 x 625	2000 x 300	2000 x 312.5	2000 x 400
1 Adjustable Hanger	0.7 pcs	0.7 pcs	0.7 pcs	0.7 pcs	1.85 pcs	1.78 pcs	1.4 pcs
2 Main Tee	0.83 m	0.8 m	0.83 m	0.8 m	3.33 m	3.2 m	2.5 m
3 Cross Tee, short	0.83 m	0.8 m	-	-	-	-	-
4 Cross Tee, long	1.66 m	1.6 m	1.66 m	1.6 m	-	-	-
4 Cross Tee, short	-	-	-	-	0.5 m	0.5 m	0.5 m
5 Wall Angle	dependent on room geometry						
<b>Grid-GP, approx. [€/m<sup>2</sup>]</b>	6.46	6.24	4.91	4.74	8.30	7.99	6.35

plus Wall Angle

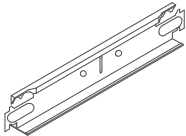
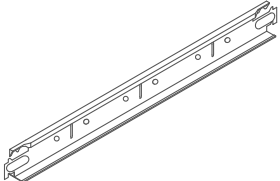
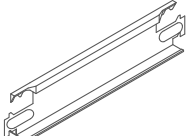
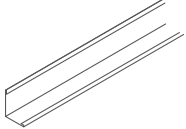
### SYSTEM COMPONENTS 1/3

	Illustration	Description	Specifications	Part no.	PU	Price [€]
1		<b>No. 12/.../2<sup>1</sup></b> Adjustable Hanger with Double Tension Springs double-wire, pre-mounted	Diameter: 4 mm Maximum load: 0.25 kN Eye/Hook			
		<b>No. 12/30/2</b>	Tension range: 270 mm	00075052	100	0.36/pce
		<b>No. 12/60/2</b>	Tension range: 570 mm	00075698	100	0.47/pce
		<b>No. 12/100/2</b>	Tension range: 970 mm	00075053	100	0.62/pce
		<b>No. 12/125/2</b>	Tension range: 1220 mm	00076042	100	0.79/pce
		<b>No. 12/150/2</b>	Tension range: 1470 mm	00076043	100	0.90/pce
		<b>No. 12/175/2</b>	Tension range: 1720 mm	00076044	100	1.02/pce
2		<b>No. 45</b> Main Tee 24 mm wide	Height: 38 mm			
			visible side white			
			Length: 3700 mm	00066014	25	1.87/m
			Length: 3750 mm	00066011	25	1.87/m
			visible side matte black – Anti-Fingerprint (similar RAL 9004)			
			Length: 3700 mm	00093593	25	2.99/m
			Length: 3750 mm	00093594	25	2.99/m
			visible side black (similar RAL 9005)			
			Length: 3700 mm	00067838	25	2.73/m
			Length: 3750 mm	00067834	25	2.73/m
			visible side white aluminium (similar RAL 9006)			
	Length: 3700 mm	00067559	25	2.73/m		
	Length: 3750 mm	00069278	25	2.73/m		
	visible side Sinfonia grey (similar RAL 7004)					
	Length: 3700 mm	00071610	25	6.19/m		
	Length: 3750 mm	00070967	25	6.19/m		

<sup>1</sup> Attention: A wire projection of at least 15 mm must be maintained at the spring.

# System S 3

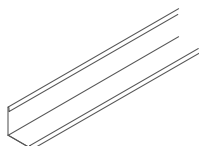
## SYSTEM COMPONENTS 2/3


	Illustration	Description	Specifications	Part no.	PU	Price [€]
3		<b>No. 46</b> Cross Tee 24 mm wide, butt-jointed	Height: 32 mm			
			visible side white			
			Length: 600 mm	00059103	75	1.87/m
			Length: 625 mm	00059095	75	1.87/m
			visible side matte black – Anti-Fingerprint (similar RAL 9004)			
			Length: 600 mm	00093595	75	2.99/m
			Length: 625 mm	00093597	75	2.99/m
			visible side black (similar RAL 9005)			
			Length: 600 mm	00067839	75	2.73/m
			Length: 625 mm	00067835	75	2.73/m
			visible side white aluminium (similar RAL 9006)			
			Length: 600 mm	00067562	75	2.73/m
Length: 625 mm	00070129	75	2.73/m			
visible side Sinfonia grey (similar RAL 7004)						
Length: 600 mm	00071611	75	6.19/m			
Length: 625 mm	00070968	75	6.19/m			
4		<b>No. 47</b> Cross Tee 24 mm wide, butt-jointed	Height: 32 mm			
			visible side white			
			Length: 1200 mm	00066016	50	1.87/m
			Length: 1250 mm	00066013	50	1.87/m
			visible side matte black – Anti-Fingerprint (similar RAL 9004)			
			Length: 1200 mm	00093596	50	2.99/m
			Length: 1250 mm	00093598	50	2.99/m
			visible side black (similar RAL 9005)			
			Length: 1200 mm	00067840	50	2.73/m
			Length: 1250 mm	00067836	50	2.73/m
			visible side white aluminium (similar RAL 9006)			
			Length: 1200 mm	00067563	50	2.73/m
Length: 1250 mm	00070130	50	2.73/m			
visible side Sinfonia grey (similar RAL 7004)						
Length: 1200 mm	00071613	50	6.19/m			
Length: 1250 mm	00070969	50	6.19/m			
4		<b>No. 48</b> Cross Tee 24 mm wide, butt-jointed	Height: 32 mm			
			visible side white <sup>1</sup>			
			Length: 300 mm	00067732	75	2.81/pce
			Length: 312.5 mm	00065824	75	2.74/pce
Length: 400 mm	00063960	75	2.34/pce			
5		<b>No. 50G</b> Wall Angle	Height: 24 mm			
			Width: 19 mm			
			Thickness: 0.5 mm			
			visible side white <sup>1</sup>			
			Length: 3050 mm	00066368	40	1.35/m
visible side white aluminium <sup>1</sup> (similar RAL 9006)						
Length: 3050 mm	00059392	40	2.18/m			
visible side Sinfonia grey <sup>1</sup> (similar RAL 7004)						
Length: 3050 mm	00070970	40	6.00/m			

<sup>1</sup> Other colours and lengths available on request

## System S 3

### SYSTEM COMPONENTS 3/3

	Illustration	Description	Specifications	Part no.	PU	Price [€]
5		<b>No. 51/24G</b> Wall Angle	Height: 24 mm			
			Width: 24 mm			
			Thickness: 0.5 mm			
			visible side white			
			Length: 3000 mm	00052958	30	1.54/m
			visible side matte black – Anti-Fingerprint (similar RAL 9004)			
			Length: 3000 mm	00093606	30	3.53/m
			visible side black (similar RAL 9005)			
			Length: 3000 mm	00067841	30	2.98/m



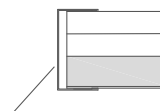
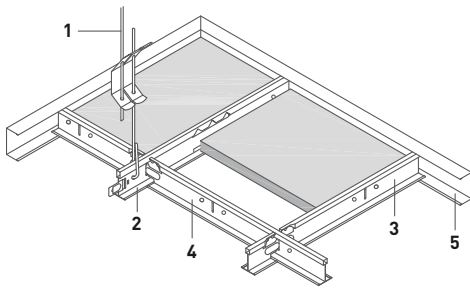

# GRID FOR ACOUSTIC TILES

## System S 3 Canopy

■ OWAconstruct



### VISIBLE, DEMOUNTABLE – 24 MM WIDE PROFILES



C-Profile no. 57 attached to Main Tee or Cross Tee on site using Self-Tapping Sheet-Metal Screws

### COMPATIBLE WITH EDGE 3 TILES

3

Bolero	OWAcOLOR / OWAcOLOR concept	NEW Sandila/N	Sinfonia Humancare
Brillianto100	Constellation	NEW Sandila NRC	Sinfonia Silencia Humancare
Sinfonia	Cosmos/N	Humancare Lab	
Sinfonia Grey/Black	Cosmos/O	Humancare Plus	
Sinfonia Privacy	Finetta	Humancare Pro	
Sinfonia Reflecta	Harmony	OWAlux	
Sinfonia Silencia	Plain	Sanitas 02   Plain	

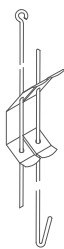
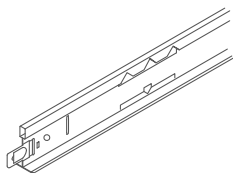
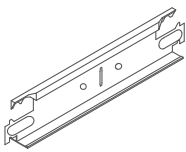
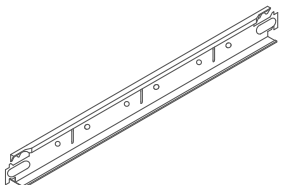
## System S 3 Canopy

### QUANTITY REQUIREMENTS AND BOTTOM EDGE GUIDE PRICE for White Suspension System per m<sup>2</sup>

Construction Elements	Module Size [mm]			
	600 x 600	625 x 625	1200 x 600	1250 x 625
1 Adjustable Hanger	0.7 pcs	0.7 pcs	0.7 pcs	0.7 pcs
2 Main Tee	0.83 m	0.8 m	0.83 m	0.8 m
3 Cross Tee, short	0.83 m	0.8 m	–	–
4 Cross Tee, long	1.66 m	1.6 m	1.66 m	1.6 m
5 Wall Angle C-Shaped	depending on canopy size			
Self-tapping Sheet-metal Screw	depending on canopy size, available through specialist retailers			
<b>Grid-GP, approx. [€/m<sup>2</sup>]</b>	6.46	6.24	4.91	4.74

plus Wall Angle C-Shaped and Self-tapping Sheet-metal Screw

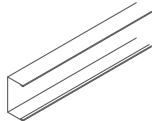
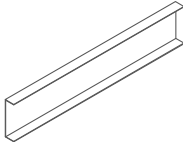
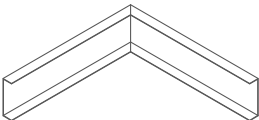
### SYSTEM COMPONENTS 1/2

	Illustration	Description	Specifications	Part no.	PU	Price [€]
1		<b>No. 12/.../2<sup>1</sup></b> Adjustable Hanger with Double Tension Springs double-wire, pre-mounted	Diameter: 4 mm Maximum load: 0.25 kN Eye/Hook			
		<b>No. 12/30/2</b>	Tension range: 270 mm	00075052	100	0.36/pce
		<b>No. 12/60/2</b>	Tension range: 570 mm	00075698	100	0.47/pce
		<b>No. 12/100/2</b>	Tension range: 970 mm	00075053	100	0.62/pce
		<b>No. 12/125/2</b>	Tension range: 1220 mm	00076042	100	0.79/pce
		<b>No. 12/150/2</b>	Tension range: 1470 mm	00076043	100	0.90/pce
		<b>No. 12/175/2</b>	Tension range: 1720 mm	00076044	100	1.02/pce
2		<b>No. 45</b> Main Tee 24 mm wide	Height: 38 mm visible side white			
			Length: 3700 mm Length: 3750 mm	00066014 00066011	25 25	1.87/m 1.87/m
3		<b>No. 46/38</b> Cross Tee 24 mm wide, butt-jointed	Height: 38 mm visible side white			
			Length: 600 mm Length: 625 mm	00071400 00065675	75 75	1.97/m 1.97/m
4		<b>No. 47/38</b> Cross Tee 24 mm wide, butt-jointed	Height: 38 mm visible side white			
			Length: 1200 mm Length: 1250 mm	00071401 00065676	50 50	1.97/m 1.97/m


<sup>1</sup> Attention: A wire projection of at least 15 mm must be maintained at the spring.

## System S 3 Canopy

### SYSTEM COMPONENTS 2/2

	Illustration	Description	Specifications	Part no.	PU	Price [€]
5		<b>No. 57</b> Wall Angle C-Shaped	Height: 40 mm Width: 20 mm Thickness: 0.5 mm  visible side white			
			Length: 3050 mm	00057684	16	4.42/m
5		<b>No. 1503S</b> Longitudinal Connector for Wall Angle no. 57	Height: 38 mm Width: 15 mm Length: 200 mm galvanised	00062272	loose	9.29/pce
5		<b>No. 1504S</b> Corner Connector for Wall Angle no. 57	Height: 38 mm Width: 15 mm Length: 150 mm galvanised	00062271	loose	14.17/pce





# GRID FOR ACOUSTIC TILES

## System S 3 for Hygienic Ceilings

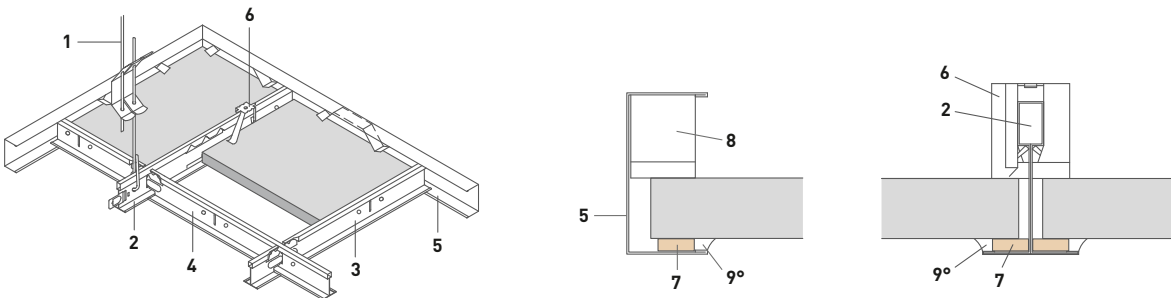

■ OWAconstruct



\* Please observe the Cleaning Recommendations in [brochure 9989 e.](#)

With  
Compression  
Strip to prevent  
contamination from  
the ceiling void, and  
with Hold Down Clip for  
high-pressure cleaning  
in combination with  
OWAlux\*

### VISIBLE, DEMOUNTABLE - 24 MM WIDE PROFILES



Inserted OWAacoustic Tiles can be secured with Hold Down Clips no. 819 to prevent the tiles from being lifted out during cleaning.

COMPATIBLE WITH EDGE 3 TILES  OR EDGE 3vs TILES 

Humancare Lab  
Humancare Plus  
Humancare Pro  
OWAlux

Sanitas 02 | Plain  
Sinfonia Humancare  
Sinfonia Silencia Humancare

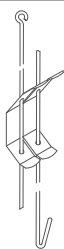
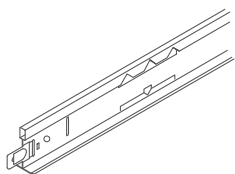
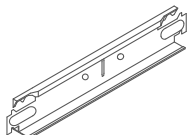
## System S 3 for Hygienic Ceilings

### QUANTITY REQUIREMENTS AND BOTTOM EDGE GUIDE PRICE for White Suspension System per m<sup>2</sup>

Construction Elements	Module Size [mm]	
	600 x 600	625 x 625
1 Adjustable Hanger	0.7 pcs	0.7 pcs
2 Main Tee	0.83 m	0.8 m
3 Cross Tee, short	0.83 m	0.8 m
4 Cross Tee, long	1.66 m	1.6 m
5 Wall Angle	dependent on room geometry	
6 Hold Down Clip	11 pcs	10 pcs
7 Compression Strip	6.7 m	6.4 m
8 Wall Spring Clip	dependent on room geometry	
9 Silicone Rubber (or equivalent)	on site	
<b>Grid-GP, approx. [€/m<sup>2</sup>]</b>	8.55	8.14

plus Wall Angle and Compression Strip

### SYSTEM COMPONENTS 1/2

	Illustration	Description	Specifications	Part no.	PU	Price [€]
1		<b>No. 12/.../2<sup>1</sup></b> Adjustable Hanger with Double Tension Springs double-wire, pre-mounted	Diameter: 4 mm Maximum load: 0.25 kN Eye/Hook			
		<b>No. 12/30/2</b>	Tension range: 270 mm	00075052	100	0.36/pce
		<b>No. 12/60/2</b>	Tension range: 570 mm	00075698	100	0.47/pce
		<b>No. 12/100/2</b>	Tension range: 970 mm	00075053	100	0.62/pce
		<b>No. 12/125/2</b>	Tension range: 1220 mm	00076042	100	0.79/pce
		<b>No. 12/150/2</b>	Tension range: 1470 mm	00076043	100	0.90/pce
		<b>No. 12/175/2</b>	Tension range: 1720 mm	00076044	100	1.02/pce
		<b>No. 12/200/2</b>	Tension range: 1970 mm	00076045	100	1.09/pce
2		<b>No. 45</b> Main Tee 24 mm wide	Height: 38 mm			
			visible side white			
			Length: 3700 mm	00066014	25	1.87/m
			Length: 3750 mm	00066011	25	1.87/m
3		<b>No. 46</b> Cross Tee 24 mm wide, butt-jointed	Height: 32 mm			
			visible side white			
			Length: 600 mm	00059103	75	1.87/m
			Length: 625 mm	00059095	75	1.87/m
4		<b>No. 47</b> Cross Tee 24 mm wide, butt-jointed	Height: 32 mm			
			visible side white			
			Length: 1200 mm	00066016	50	1.87/m
			Length: 1250 mm	00066013	50	1.87/m


<sup>1</sup> Attention: A wire projection of at least 15 mm must be maintained at the spring.

## System S 3 for Hygienic Ceilings

### SYSTEM COMPONENTS 2/2

	Illustration	Description	Specifications	Part no.	PU	Price [€]
5		<b>No. 57</b> Wall Angle C-Shaped	Height: 40 mm Width: 20 mm Thickness: 0.5 mm visible side white Length: 3050 mm	00057684	16	4.42/m
6		<b>No. 819</b> Hold Down Clip for no. 45, 46, 47	corrosion-resistant	00085623	500	0.19/pce
8		<b>No. 5210</b> Wall Spring Clip	Width: 16 mm Length: 82 mm corrosion-resistant	00085624	500	0.39/pce
		<b>No. 8032</b> Inspection Hatch (without Tile)	galvanised sheet steel visible sides white Module: 625 x 625 mm Module: 600 x 600 mm	00045994 00045312	loose loose	219.50/pce 219.50/pce
7		<b>No. 8900</b> Compression Strip	Width: 9 mm Height: 3 mm Length: 100 m Colour: White one side is self-adhesive	00073055	100 m	0.39/m





# GRID FOR ACOUSTIC TILES

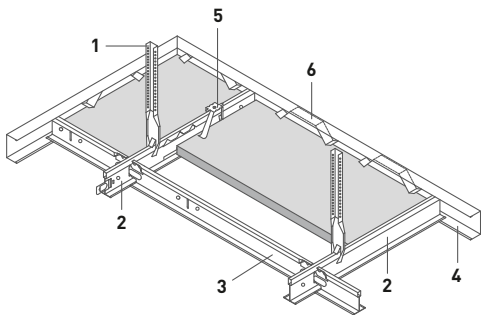

## System S 3 for Positive/Negative Pressure

■ OWAconstruct

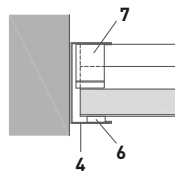


Mit Compression Strip  
und Hold Down Clip

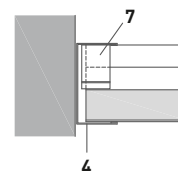
### VISIBLE, DEMOUNTABLE - 24 MM WIDE PROFILES



with Compression Strip:



without Compression Strip:



System test without Compression Strip for air tightness in accordance with EN 12114: Class PM1 (up to 50 Pa pressure difference).

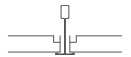
COMPATIBLE WITH EDGE 3 TILES



, EDGE 3vs TILES



OR OWAtecta 03



Humancare Lab

OWAlux

OWAtecta L0 unperforated

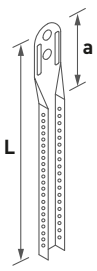
## System S 3 for Positive/Negative Pressure

### QUANTITY REQUIREMENTS AND BOTTOM EDGE GUIDE PRICE for White Suspension System per m<sup>2</sup>

Construction Elements	Module Size [mm]	
	600 x 600	625 x 625
1 Nonius Hanger	1.4 pcs	1.4 pcs
1 Hanger Extension	1.4 pcs	1.4 pcs
1 Safety Pin	1.4 pcs	1.4 pcs
2 Main Tee	1.66 m	1.6 m
3 Cross Tee	1.66 m	1.6 m
4 Wall Angle	dependent on room geometry	
5 Hold Down Clip	11 pcs	10 pcs
6 Compression Strip	6.7 m	6.4 m
7 Wall Spring Clip	dependent on room geometry	
<b>Grid-GP, approx. [€/m<sup>2</sup>]</b>	11.96	11.43

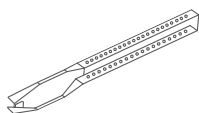
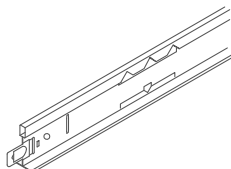
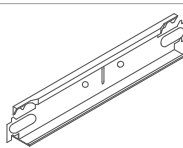
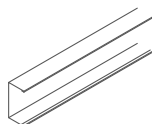


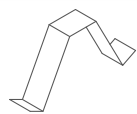
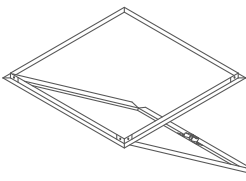

plus Wall Angle and Wall Spring Clip and, if required, Hanger Extension and Safety Pin

### SYSTEM COMPONENTS 1/2


Illustration	Description	Specifications	Part no.	PU	Price [€]
	<b>No. 16/...</b> Hanger Extension (Nonius) suitable for no. 17/45	galvanised also available in longer lengths on request to nr. 16/100: punched throughout from no. 16/110: 504 mm perforated <b>a</b> approx. 36 mm			
	<b>No. 16/15</b>	<b>L</b> approx.: 123 mm	00001052	100	0.14/pce
	<b>No. 16/20</b>	<b>L</b> approx.: 171 mm	00001053	100	0.18/pce
	<b>No. 16/30</b>	<b>L</b> approx.: 273 mm	00001054	100	0.23/pce
	<b>No. 16/40</b>	<b>L</b> approx.: 376 mm	00001055	100	0.30/pce
	<b>No. 16/50</b>	<b>L</b> approx.: 476 mm	00001056	100	0.37/pce
	<b>No. 16/60</b>	<b>L</b> approx.: 576 mm	00001057	100	0.45/pce
	<b>No. 16/70</b>	<b>L</b> approx.: 676 mm	00001058	100	0.56/pce
	<b>No. 16/80</b>	<b>L</b> approx.: 776 mm	00001059	100	0.65/pce
	<b>No. 16/90</b>	<b>L</b> approx.: 876 mm	00001060	100	0.69/pce
	<b>No. 16/100</b>	<b>L</b> approx.: 976 mm	00001061	100	0.76/pce
	<b>No. 16/110</b>	<b>L</b> approx.: 1076 mm	00001062	25	0.92/pce
	<b>No. 16/120</b>	<b>L</b> approx.: 1176 mm	00001063	25	1.03/pce
	<b>No. 16/130</b>	<b>L</b> approx.: 1276 mm	00001064	25	1.08/pce
	<b>No. 16/140</b>	<b>L</b> approx.: 1376 mm	00001065	25	1.18/pce
	<b>No. 16/150</b>	<b>L</b> approx.: 1476 mm	00001066	25	1.27/pce
	<b>No. 16/160</b>	<b>L</b> approx.: 1576 mm	00001067	25	1.37/pce
	<b>No. 16/170</b>	<b>L</b> approx.: 1676 mm	00001068	25	1.44/pce
	<b>No. 16/180</b>	<b>L</b> approx.: 1776 mm	00001069	25	1.52/pce
	<b>No. 16/190</b>	<b>L</b> approx.: 1876 mm	00001070	25	1.61/pce
<b>No. 16/200</b>	<b>L</b> approx.: 1976 mm	00001071	25	1.75/pce	

## System S 3 for Positive/Negative Pressure

### SYSTEM COMPONENTS 2/2

	Illustration	Description	Specifications	Part no.	PU	Price [€]
1		<b>No. 17/45</b> Nonius Hanger	Length: 178 mm Maximum load: 0.40 kN galvanised	00062084	100	0.75/pce
2		<b>No. 45</b> Main Tee 24 mm wide	Height: 38 mm visible side white Length: 3700 mm Length: 3750 mm	00066014 00066011	25 25	1.87/m 1.87/m
3		<b>No. 46</b> Cross Tee 24 mm wide, butt-jointed	Height: 32 mm visible side white Length: 600 mm Length: 625 mm	00059103 00059095	75 75	1.87/m 1.87/m
4		<b>No. 57</b> Wall Angle C-Shaped	Height: 40 mm Width: 20 mm Thickness: 0.5 mm visible side white Length: 3050 mm	00057684	16	4.42/m
1		<b>No. 76</b> Safety Pin for Nonius Hanger	Length: 70 mm Thickness: 3 mm galvanised	00070412	100	0.16/pce
5		<b>No. 819</b> Hold Down Clip	corrosion-resistant	00085623	500	0.19/pce
7		<b>No. 5210</b> Wall Spring Clip	Width: 16 mm Length: 82 mm corrosion-resistant	00085624	500	0.39/pce
		<b>No. 8032</b> Inspection Hatch (without Tile)	galvanised sheet steel visible sides white Module: 625 x 625 mm Module: 600 x 600 mm	00045994 00045312	loose loose	219.50/pce 219.50/pce
6		<b>No. 8900</b> Compression Strip	Width: 9 mm Height: 3 mm Length: 100 m Colour: White one side is self-adhesive	00073055	100 m	0.39/m





## GRID FOR ACOUSTIC TILES

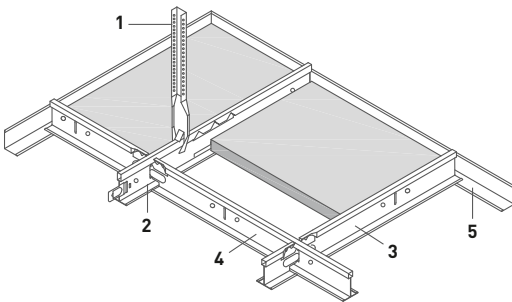
System S 3e with Enhanced Corrosion Protection

■ OWAconstruct



korrossionsgeschützt  
für den Einsatz bei extremer  
Feuchtigkeitsbelastung

VISIBLE, DEMOUNTABLE - 24 MM WIDE PROFILES



**Attention:** For use in indoor swimming pools and damp rooms, additional measures must be observed. Please request our information sheet and contact our OWAconsult department.

COMPATIBLE WITH EDGE 3 TILES

3

Humancare Plus

Constellation Mavroc

Ocean


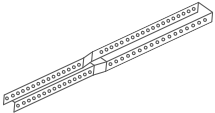
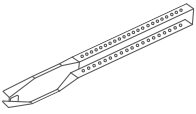
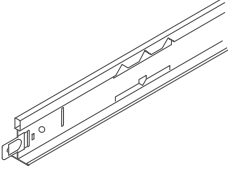
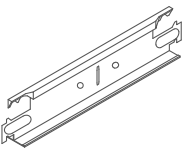
## System S 3e with Enhanced Corrosion Protection

### QUANTITY REQUIREMENTS AND BOTTOM EDGE GUIDE PRICE for White Suspension System per m<sup>2</sup>

Construction Elements		Module Size [mm]
		<b>625 x 625</b>
1	Nonius Hanger	0.7 pcs
1	Hanger Extension	0.7 pcs
1	Hanger Intermediate Element	0.7 pcs
1	Hanger Lower Element	0.7 pcs
1	Safety Pin	0.7 pcs
2	Main Tee	0.8 m
3	Cross Tee, short	0.8 m
4	Cross Tee, long	1.6 m
5	Wall Angle	dependent on room geometry
<b>Grid-GP, approx. [€/m<sup>2</sup>]</b>		30.23

plus Wall Angle and, if required, Hanger Extension, Intermediate Element, Lower Element and Safety Pin

### SYSTEM COMPONENTS 1/2


	Illustration	Description	Specifications	Part no.	PU	Price [€]
1		<b>No. 09/45KB</b> Hanger Lower Element suitable for no. 45KB	Length: 50 mm Maximum load: 0.25 kN corrosion-resistant (KB) galvanised/black	00052859	50	2.99/pce
1		<b>No. 16KB</b> Nonius Extension, Intermediate Element	Length: 200 mm Maximum load: 0.25 kN Extension max.: 160 mm corrosion-resistant (KB) galvanised/black	00053411	50	3.51/pce
1		<b>No. 17/45KB</b> Nonius Hanger suitable for no. 45KB	Length: 190 mm Maximum load: 0.40 kN corrosion-resistant (KB) galvanised/black	00047134	50	3.29/pce
2		<b>No. 45KB</b> Main Tee 24 mm wide	Height: 38 mm corrosion-resistant visible side white	Length: 3600 mm 00070723 Length: 3750 mm 00070722	25 25	7.40/m 7.40/m
3		<b>No. 46KB</b> Cross Tee 24 mm wide, butt-jointed	Height: 38 mm corrosion-resistant visible side white	Length: 600 mm 00070724 Length: 625 mm 00070720	75 75	7.40/m 7.40/m

# System S 3e with Enhanced Corrosion Protection

## SYSTEM COMPONENTS 2/2

	Illustration	Description	Specifications	Part no.	PU	Price [€]	
4		<b>No. 47KB</b> Cross Tee 24 mm wide, butt-jointed	Height: 38 mm corrosion-resistant				
			visible side white				
			Length: 1200 mm	00070725	50	7.40/m	
			Length: 1250 mm	00070721	50	7.40/m	
5		<b>No. 50KB</b> Wall Angle	Height: 24 mm Width: 24 mm Thickness: 0.5 mm corrosion-resistant				
			visible side white				
			Length: 3050 mm	00070726	40	5.57/m	
1		<b>No. 16/...KB</b> Hanger Extension (Nonius) suitable for no. 09/45KB and 17/45KB	galvanised/black also available in longer lengths on request corrosion-resistant (KB) to nr. 16/100: punched throughout from no. 16/110: 504 mm perforated <b>a</b> approx. 36 mm				
			<b>No. 16/15KB</b>	L approx.: 123 mm	00053436	50	3.52/pce
			<b>No. 16/20KB</b>	L approx.: 171 mm	00052860	50	3.91/pce
			<b>No. 16/30KB</b>	L approx.: 273 mm	00053438	50	4.46/pce
			<b>No. 16/40KB</b>	L approx.: 376 mm	00053097	50	5.09/pce
			<b>No. 16/50KB</b>	L approx.: 476 mm	00053439	50	5.67/pce
			<b>No. 16/60KB</b>	L approx.: 576 mm	00053440	50	6.28/pce
			<b>No. 16/70KB</b>	L approx.: 676 mm	00053200	50	6.86/pce
			<b>No. 16/80KB</b>	L approx.: 776 mm	00053441	50	7.52/pce
			<b>No. 16/90KB</b>	L approx.: 876 mm	00047135	50	8.19/pce
			<b>No. 16/100KB</b>	L approx.: 976 mm	00053442	50	8.82/pce
			<b>No. 16/110KB</b>	L approx.: 1076 mm	00053202	25	9.43/pce
			<b>No. 16/120KB</b>	L approx.: 1176 mm	00053443	25	10.24/pce
			<b>No. 16/130KB</b>	L approx.: 1276 mm	00053204	25	11.30/pce
			<b>No. 16/140KB</b>	L approx.: 1376 mm	00053463	25	11.96/pce
			<b>No. 16/150KB</b>	L approx.: 1476 mm	00053464	25	12.84/pce
			<b>No. 16/160KB</b>	L approx.: 1576 mm	00053465	25	13.65/pce
			<b>No. 16/170KB</b>	L approx.: 1676 mm	00053466	25	14.44/pce
			<b>No. 16/180KB</b>	L approx.: 1776 mm	00053467	25	15.27/pce
<b>No. 16/190KB</b>	L approx.: 1876 mm	00053468	25	16.04/pce			
<b>No. 16/200KB</b>	L approx.: 1976 mm	00053469	25	16.79/pce			
1		<b>No. 76KB</b> Safety Pin for Nonius Hanger	Length: Approx 70 mm Thickness: 2.5 mm galvanised/black corrosion-resistant (KB)	00052861	100	1.61/pce	
		<b>No. 99/18KB</b> ☉ 2-Component Touch-Up Paint	760 ml Can + Hardener <b>Important: Reactive Hardener</b> only mix the the desired amount Colour: Black	00053001	1	109.35/pce	





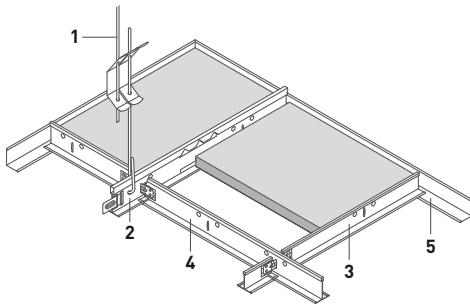

# GRID FOR ACOUSTIC TILES

System S 3 cliq

■ OWAconstruct



VISIBLE, DEMOUNTABLE – 24 MM WIDE PROFILES



COMPATIBLE WITH EDGE 3 TILES



Bolero	Sinfonia Silencia	Harmony
Brillianto100	OWAcolor / OWAcolor concept	Plain
Sinfonia	Constellation	NEW Sandila/N
Sinfonia Grey/Black	Cosmos/N	NEW Sandila NRC
Sinfonia Privacy	Cosmos/O	
Sinfonia Reflecta	Finetta	

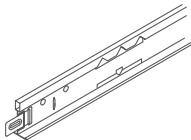
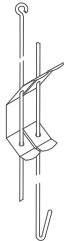
## System S 3 cliq

### QUANTITY REQUIREMENTS AND BOTTOM EDGE GUIDE PRICE for White Suspension System per m<sup>2</sup>

Construction Elements	Module Size [mm]						
	600 x 600	625 x 625	1200 x 600	1250 x 625	2000 x 300	2000 x 312.5	2000 x 400
1 Adjustable Hanger	0.7 pcs	0.7 pcs	0.7 pcs	0.7 pcs	1.85 pcs	1.78 pcs	1.4 pcs
2 Main Tee	0.83 m	0.8 m	0.83 m	0.8 m	3.33 m	3.2 m	2.5 m
3 Cross Tee, short	0.83 m	0.8 m	-	-	-	-	-
4 Cross Tee, long	1.66 m	1.6 m	1.66 m	1.6 m	-	-	-
4 Cross Tee, short	-	-	-	-	0.5 m	0.5 m	0.5 m
5 Wall Angle	dependent on room geometry						
<b>Grid-GP, approx. [€/m<sup>2</sup>]</b>	6.46	6.24	4.91	4.74	7.91	7.64	6.16

plus Wall Angle

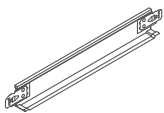
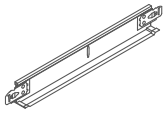
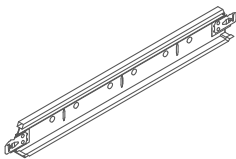
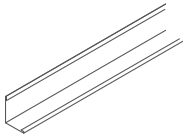
### SYSTEM COMPONENTS 1/3

	Illustration	Description	Specifications	Part no.	PU	Price [€]
2		<b>cliq-24-MR</b> Main Tee 24 mm wide	Height: 38 mm			
			visible side white			
			Length: 3600 mm	00066020	20	1.87/m
			Length: 3750 mm	00066017	20	1.87/m
			visible side matte black – Anti-Fingerprint (similar RAL 9004)			
			Length: 3600 mm	00093599	20	2.99/m
			Length: 3750 mm	00093603	20	2.99/m
			visible side black (similar RAL 9005)			
			Length: 3600 mm	00079663	20	2.73/m
			Length: 3750 mm	00068891	20	2.73/m
			visible side white aluminium (similar RAL 9006)			
			Length: 3600 mm	00091272	20	2.73/m
Length: 3750 mm	00068888	20	2.73/m			
visible side Sinfonia grey (similar RAL 7004)						
Length: 3600 mm	00071607	20	6.19/m			
Length: 3750 mm	00071431	20	6.19/m			
1		<b>No. 12/.../2<sup>1</sup></b> Adjustable Hanger with Double Tension Springs double-wire, pre-mounted	Diameter: 4 mm			
			Maximum load: 0.25 kN			
			Eye/Hook			
			Tension range: 270 mm	00075052	100	0.36/pce
			Tension range: 570 mm	00075698	100	0.47/pce
			Tension range: 970 mm	00075053	100	0.62/pce
			Tension range: 1220 mm	00076042	100	0.79/pce
			Tension range: 1470 mm	00076043	100	0.90/pce
Tension range: 1720 mm	00076044	100	1.02/pce			
Tension range: 1970 mm	00076045	100	1.09/pce			

<sup>1</sup> Attention: A wire projection of at least 15 mm must be maintained at the spring.

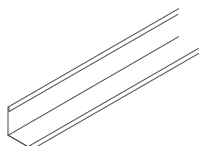
# System S 3 cliq


## SYSTEM COMPONENTS 2/3

	Illustration	Description	Specifications	Part no.	PU	Price [€]	
3		<b>cliq-24-CT</b> Cross Tee short, 24 mm wide, joggled	Height: 25 mm				
			visible side white				
				Length: 300 mm	00066207	60	2.03/pce
				Length: 312.5 mm	00066209	60	2.03/pce
				Length: 400 mm	00069318	60	1.97/pce
			<b>cliq-24-CT</b> Cross Tee short, 24 mm wide, joggled	visible side white			
	Length: 600 mm			00061863	60	1.87/m	
				Length: 625 mm	00061862	60	1.87/m
				visible side matte black – Anti-Fingerprint (similar RAL 9004)			
				Length: 600 mm	00093600	60	2.99/m
				Length: 625 mm	00093601	60	2.99/m
				visible side black (similar RAL 9005)			
				Length: 600 mm	00079665	60	2.73/m
				Length: 625 mm	00068892	60	2.73/m
			visible side white aluminium (similar RAL 9006)				
			Length: 600 mm	00091273	60	2.73/m	
			Length: 625 mm	00068889	60	2.73/m	
			visible side Sinfonia grey (similar RAL 7004)				
			Length: 600 mm	00071609	60	6.19/m	
			Length: 625 mm	00071432	60	6.19/m	
4		<b>cliq-24-CT</b> Cross Tee long, 24 mm wide, joggled	Height: 32 mm				
			visible side white				
				Length: 1200 mm	00066022	60	1.87/m
				Length: 1250 mm	00066023	60	1.87/m
				visible side matte black – Anti-Fingerprint (similar RAL 9004)			
				Length: 1200 mm	00093604	60	2.99/m
				Length: 1250 mm	00093605	60	2.99/m
				visible side black (similar RAL 9005)			
				Length: 1200 mm	00079667	60	2.73/m
				Length: 1250 mm	00068893	60	2.73/m
				visible side white aluminium (similar RAL 9006)			
				Length: 1200 mm	00085929	60	2.73/m
				Length: 1250 mm	00068890	60	2.73/m
				visible side Sinfonia grey (similar RAL 7004)			
			Length: 1200 mm	00071608	60	6.19/m	
			Length: 1250 mm	00071433	60	6.19/m	
5		<b>No. 50G</b> Wall Angle	Height: 24 mm				
			Width: 19 mm				
			Thickness: 0.5 mm				
			visible side white <sup>1</sup>				
			Length: 3050 mm	00066368	40	1.35/m	
			visible side white aluminium (similar RAL 9006)				
			Length: 3050 mm	00059392	40	2.18/m	
			visible side Sinfonia grey (similar RAL 7004)				
			Length: 3050 mm	00070970	40	6.00/m	

## System S 3 cliq

### SYSTEM COMPONENTS 3/3

	Illustration	Description	Specifications	Part no.	PU	Price [€]
5		<b>No. 51/24G</b> Wall Angle	Height: 24 mm Width: 24 mm Thickness: 0.5 mm			
			visible side white			
			Length: 3000 mm	00052958	30	1.54/m
			visible side matte black – Anti-Fingerprint (similar RAL 9004)			
Length: 3000 mm	00093606	30	3.53/m			
		visible side black (similar RAL 9005)				
		Length: 3000 mm	00067841	30	2.98/m	



# GRID FOR ACOUSTIC TILES

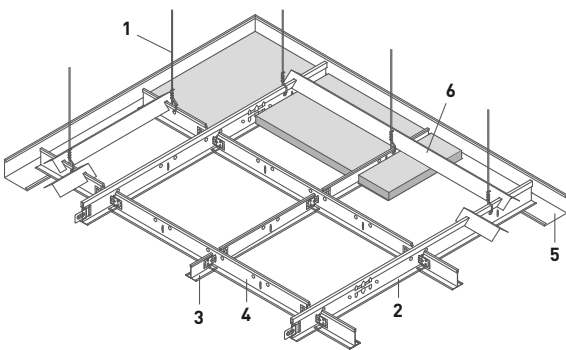

System S 3 cliq Seismic-Resistant – ASTM

■ OWAconstruct



## VISIBLE, DEMOUNTABLE - 24 MM WIDE PROFILES

ASTM E 580/E 580M-10a



## COMPATIBLE WITH EDGE 3 TILES



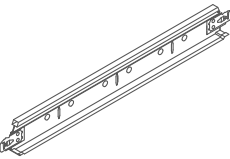
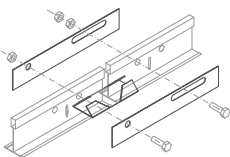
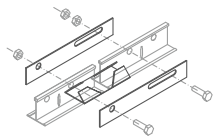
Bolero	Constellation	NEW Sandila/N
Brillianto100	Cosmos/N	NEW Sandila NRC
Sinfonia	Cosmos/O	
Sinfonia Privacy	Finetta	
Sinfonia Reflecta	Harmony	
Sinfonia Silencia	Plain	

## System S 3 cliq Seismic-Resistant – ASTM

### QUANTITY REQUIREMENTS AND BOTTOM EDGE GUIDE PRICE for White Suspension System per m<sup>2</sup>

		ASTM E 580/E 580M-10a
Construction Elements		600 x 600
1	Stretched Hanger Wire	0.7 pcs, available through specialist retailers
2	Main Tee	0.83 m
3	Cross Tee, short	0.83 m
4	Cross Tee, long	1.66 m
5	Wall Angle	dependent on room geometry
6	Stabilizer Bar	dependent on room geometry
Grid-GP, approx. [€/m <sup>2</sup> ]		6.21
plus Stretched Hanger Wire, Wall Angle and Stabilizer Bar		

### SYSTEM COMPONENTS 1/2

	Illustration	Description	Specifications	Part no.	PU	Price [€]
1		Site-Supplied Tying Wire	Thickness: > 2.0 mm			
2		<b>cliq-24-MR</b> Main Tee 24 mm wide	Height: 38 mm			
			visible side white			
			Length: 3600 mm	00066020	20	1.87/m
			Length: 3750 mm	00066017	20	1.87/m
3		<b>cliq-24-CT</b> Cross Tee short, 24 mm wide, joggled	Height: 25 mm			
			visible side white			
			Length: 600 mm	00061863	60	1.87/m
			Length: 625 mm	00061862	60	1.87/m
4		<b>cliq-24-CT</b> Cross Tee long, 24 mm wide, joggled	Height: 32 mm			
			visible side white			
			Length: 1200 mm	00066022	60	1.87/m
			Length: 1250 mm	00066023	60	1.87/m
		<b>sjc01</b> Length adjustment for System S 3 cliq Seismic Resistant required for rooms >93 m <sup>2</sup>	suitable for Main Tee cliq-24-MR and cliq-24-CT long consisting of: 2 pcs Retaining Plates 1 pce Capping Clip Screws are to be sourced on site	00092127	1	on request
		<b>sjc02</b> Length adjustment for System S 3 cliq Seismic Resistant required for rooms >93 m <sup>2</sup>	suitable for Cross Tee cliq-24-CT short consisting of: 2 pcs Retaining Plates 1 pce Capping Clip Screws are to be sourced on site	00092130	1	on request


## System S 3 cliq Seismic-Resistant – ASTM

### SYSTEM COMPONENTS 2/2

	Illustration	Description	Specifications	Part no.	PU	Price [€]	
6		<b>No. 43</b> Stabilizer Bar	galvanised				
			for Module:	Length:			
			600 mm	625.5 mm	00055418	50	4.47/m
			625 mm	650.5 mm	00055419	50	4.47/m
			1200 mm	1225.5 mm	00056382	50	4.47/m
			1250 mm	1275.5 mm	00055420	50	4.47/m
5		<b>No. 51/1</b> Wall Angle	Height: 50 mm				
			Width: 35 mm				
			Thickness: 1.0 mm				
			visible side white				
			Length: 3750 mm	00001254	10	8.28/m	
		<b>No. 6570</b> Grid Angle	28 x 28 x 2 mm				
Length: 4000 mm			00067318	8	5.98/m		

For further versions, see [brochure S 3 e Seismic Resistant](#).





# GRID FOR ACOUSTIC TILES

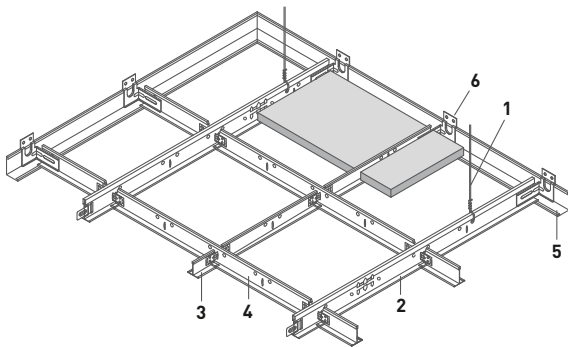

## System S 3 cliq Seismic-Resistant – CISCA

■ OWAconstruct



### VISIBLE, DEMOUNTABLE - 24 MM WIDE PROFILES

CISCA recommendations



### COMPATIBLE WITH EDGE 3 TILES

3

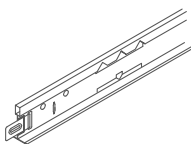
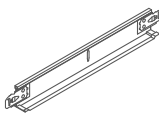
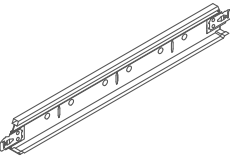
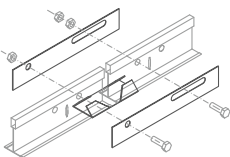
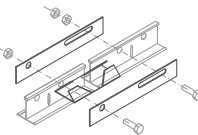

- |                   |               |                 |
|-------------------|---------------|-----------------|
| Bolero            | Constellation | NEW Sandila/N   |
| Brillianto100     | Cosmos/N      | NEW Sandila NRC |
| Sinfonia          | Cosmos/O      |                 |
| Sinfonia Privacy  | Finetta       |                 |
| Sinfonia Reflecta | Harmony       |                 |
| Sinfonia Silencia | Plain         |                 |

## System S 3 cliq Seismic-Resistant – CISCA

### QUANTITY REQUIREMENTS AND BOTTOM EDGE GUIDE PRICE for White Suspension System per m<sup>2</sup>

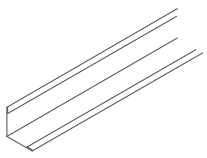
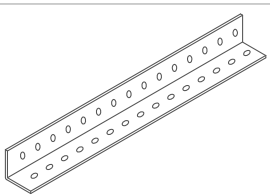
Construction Elements		CISCA recommendations
		600 x 600
1	Stretched Hanger Wire	1.4 pcs, available through specialist retailers
2	Main Tee	0.83 m
3	Cross Tee, short	0.83 m
4	Cross Tee, long	1.66 m
5	Wall Angle	dependent on room geometry
6	Wall Spring Clip	dependent on room geometry
<b>Grid-GP, approx. [€/m<sup>2</sup>]</b>		6.21
plus Stretched Hanger Wire, Wall Angle and Wall Spring Clip		

### SYSTEM COMPONENTS 1/2

	Illustration	Description	Specifications	Part no.	PU	Price [€]
1		Site-Supplied Tying Wire	Thickness: > 2.0 mm			
2		<b>cliq-24-MR</b> Main Tee 24 mm wide	Height: 38 mm			
			visible side white			
			Length: 3600 mm	00066020	20	1.87/m
			Length: 3750 mm	00066017	20	1.87/m
3		<b>cliq-24-CT</b> Cross Tee short, 24 mm wide, joggled	Height: 25 mm			
			visible side white			
			Length: 600 mm	00061863	60	1.87/m
			Length: 625 mm	00061862	60	1.87/m
4		<b>cliq-24-CT</b> Cross Tee long, 24 mm wide, joggled	Height: 32 mm			
			visible side white			
			Length: 1200 mm	00066022	60	1.87/m
			Length: 1250 mm	00066023	60	1.87/m
		<b>sjc01</b> Length adjustment for System S 3 cliq Seismic Resistant required for rooms >93 m <sup>2</sup>	suitable for Main Tee cliq-24-MR and cliq-24-CT long consisting of: 2 pcs Retaining Plates 1 pce Capping Clip Screws are to be sourced on site	00092127	1	on request
		<b>sjc02</b> Length adjustment for System S 3 cliq Seismic Resistant required for rooms >93 m <sup>2</sup>	suitable for Cross Tee cliq-24-CT short consisting of: 2 pcs Retaining Plates 1 pce Capping Clip Screws are to be sourced on site	00092130	1	on request
6		<b>spc02</b> Wall Bracket for the on-site, non-positive connection of Main and Secondary Profiles or Reinforcement Splines on Wall or Shadow Wall Angles	galvanised Screws are to be sourced on site	00085123	100	0.85/pce


## System S 3 cliq Seismic-Resistant – CISCA

### SYSTEM COMPONENTS 2/2

	Illustration	Description	Specifications	Part no.	PU	Price [€]
5		<b>No. 51/25</b> Wall Angle	Height: 25 mm Width: 25 mm Thickness: 1.0 mm visible side white			
			Length: 3000 mm	00033291	10	4.78/m
		<b>No. 6570</b> Grid Angle	28 x 28 x 2 mm Length: 4000 mm	00067318	8	5.98/m

For further versions, see [brochure S 3 e Seismic Resistant](#).





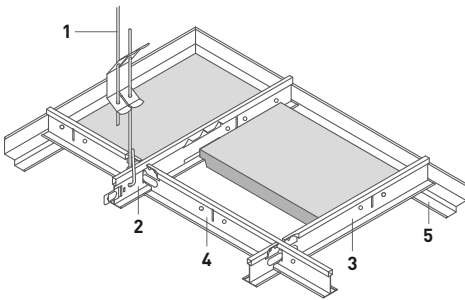
# GRID FOR ACOUSTIC TILES

## System S 3a

■ OWAconstruct



VISIBLE, DEMOUNTABLE – 24 MM WIDE PROFILES – CONTURA



COMPATIBLE WITH EDGE 6 TILES 

- |                   |                 |                    |
|-------------------|-----------------|--------------------|
| Brillianto100     | Cosmos/N        | Sinfonia Humancare |
| Sinfonia          | Cosmos/O        |                    |
| Sinfonia Privacy  | Plain           |                    |
| Sinfonia Reflecta | NEW Sandila/N   |                    |
| Sinfonia Silencia | NEW Sandila NRC |                    |
| Constellation     | Humancare Plus  |                    |

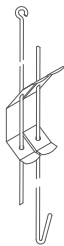

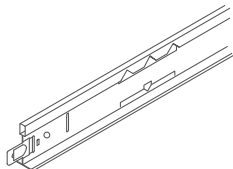
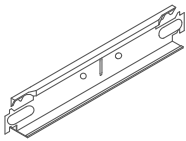
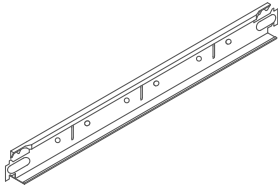
## System S 3a

### QUANTITY REQUIREMENTS AND BOTTOM EDGE GUIDE PRICE for White Suspension System per m<sup>2</sup>

Construction Elements	Module Size [mm]			
	600 x 600	625 x 625	1200 x 600	1250 x 625
1 Adjustable Hanger	0.7 pcs	0.7 pcs	0.7 pcs	0.7 pcs
2 Main Tee	0.83 m	0.8 m	0.83 m	0.8 m
3 Cross Tee, short	0.83 m	0.8 m	–	–
4 Cross Tee, long	1.66 m	1.6 m	1.66 m	1.6 m
5 Shadow Wall Angle	dependent on room geometry			
Contura Block	1.67 pcs	1.6 pcs	1.11 pcs	1.07 pcs
<b>Grid-GP, approx. [€/m<sup>2</sup>]</b>	7.04	6.80	5.30	5.11

plus Shadow Wall Angle

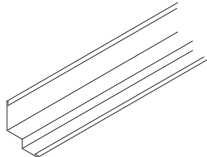
### SYSTEM COMPONENTS 1/2

	Illustration	Description	Specifications	Part no.	PU	Price [€]
1		<b>No. 12/.../2<sup>1</sup></b> Adjustable Hanger with Double Tension Springs double-wire, pre-mounted	Diameter: 4 mm Maximum load: 0.25 kN Eye/Hook			
		<b>No. 12/30/2</b>	Tension range: 270 mm	00075052	100	0.36/pce
		<b>No. 12/60/2</b>	Tension range: 570 mm	00075698	100	0.47/pce
		<b>No. 12/100/2</b>	Tension range: 970 mm	00075053	100	0.62/pce
		<b>No. 12/125/2</b>	Tension range: 1220 mm	00076042	100	0.79/pce
		<b>No. 12/150/2</b>	Tension range: 1470 mm	00076043	100	0.90/pce
		<b>No. 12/175/2</b>	Tension range: 1720 mm	00076044	100	1.02/pce
		<b>No. 12/200/2</b>	Tension range: 1970 mm	00076045	100	1.09/pce
		<b>No. 42/24</b> Contura Block	Height: 8 mm Visible Width (a): 24 mm Colour: White	00050460	100	0.35/pce
2		<b>No. 45</b> Main Tee 24 mm wide	Height: 38 mm			
			visible side white			
			Length: 3700 mm	00066014	25	1.87/m
			Length: 3750 mm	00066011	25	1.87/m
3		<b>No. 46</b> Cross Tee 24 mm wide, butt-jointed	Height: 32 mm			
			visible side white			
			Length: 600 mm	00059103	75	1.87/m
			Length: 625 mm	00059095	75	1.87/m
4		<b>No. 47</b> Cross Tee 24 mm wide, butt-jointed	Height: 32 mm			
			visible side white			
			Length: 1200 mm	00066016	50	1.87/m
			Length: 1250 mm	00066013	50	1.87/m


<sup>1</sup> Attention: A wire projection of at least 15 mm must be maintained at the spring.

# System S 3a

## SYSTEM COMPONENTS 2/2

	Illustration	Description	Specifications	Part no.	PU	Price [€]
5		<b>No. 50/15</b> Shadow Wall Angle for Edges 6	Height: 33 mm Total Width: 30 mm Visible Width: 15 mm Thickness: 0.5 mm  visible side white Length: 3050 mm	00017825	35	3.93/m





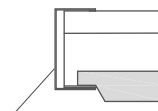
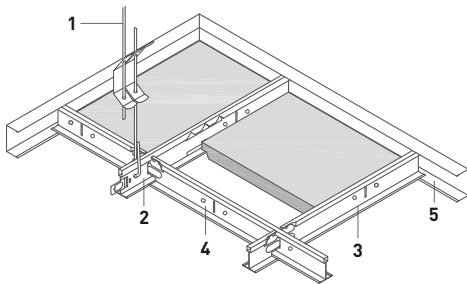
# GRID FOR ACOUSTIC TILES

## System S 3a Canopy

■ OWAconstruct



### VISIBLE, DEMOUNTABLE – 24 MM WIDE PROFILES – CONTURA



C-Profile no. 57 attached to Main Tee or Cross Tee on site using Self-Tapping Sheet-Metal Screws

### COMPATIBLE WITH EDGE 6 TILES



Brillianto100

Sinfonia

Sinfonia Privacy

Sinfonia Reflecta

Sinfonia Silencia

Constellation

Cosmos/N

Cosmos/O

Plain

NEW Sandila/N

NEW Sandila NRC

Humancare Plus

Sinfonia Humancare

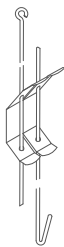
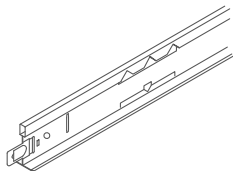
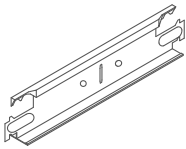
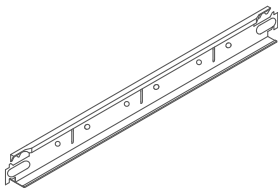
## System S 3a Canopy

### QUANTITY REQUIREMENTS AND BOTTOM EDGE GUIDE PRICE for White Suspension System per m<sup>2</sup>

Construction Elements	Module Size [mm]			
	600 x 600	625 x 625	1200 x 600	1250 x 625
1 Adjustable Hanger	0.7 pcs	0.7 pcs	0.7 pcs	0.7 pcs
2 Main Tee	0.83 m	0.8 m	0.83 m	0.8 m
3 Cross Tee, short	0.83 m	0.8 m	-	-
4 Cross Tee, long	1.66 m	1.6 m	1.66 m	1.6 m
5 Wall Angle C-Shaped	depending on canopy size			
Self-tapping Sheet-metal Screw	depending on canopy size, available through specialist retailers			
<b>Grid-GP, approx. [€/m<sup>2</sup>]</b>	6.46	6.24	4.91	4.74

plus Wall Angle C-Shaped and Self-tapping Sheet-metal Screw

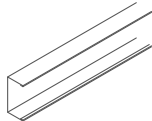
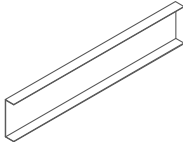
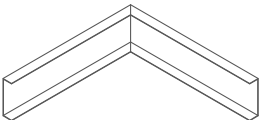
### SYSTEM COMPONENTS 1/2

	Illustration	Description	Specifications	Part no.	PU	Price [€]
1		<b>No. 12/.../2<sup>1</sup></b> Adjustable Hanger with Double Tension Springs double-wire, pre-mounted	Diameter: 4 mm Maximum load: 0.25 kN Eye/Hook			
		<b>No. 12/30/2</b>	Tension range: 270 mm	00075052	100	0.36/pce
		<b>No. 12/60/2</b>	Tension range: 570 mm	00075698	100	0.47/pce
		<b>No. 12/100/2</b>	Tension range: 970 mm	00075053	100	0.62/pce
		<b>No. 12/125/2</b>	Tension range: 1220 mm	00076042	100	0.79/pce
		<b>No. 12/150/2</b>	Tension range: 1470 mm	00076043	100	0.90/pce
		<b>No. 12/175/2</b>	Tension range: 1720 mm	00076044	100	1.02/pce
2		<b>No. 45</b> Main Tee 24 mm wide	Height: 38 mm visible side white			
			Length: 3700 mm Length: 3750 mm	00066014 00066011	25 25	1.87/m 1.87/m
3		<b>No. 46/38</b> Cross Tee 24 mm wide, butt-jointed	Height: 38 mm visible side white			
			Length: 600 mm Length: 625 mm	00071400 00065675	75 75	1.97/m 1.97/m
4		<b>No. 47/38</b> Cross Tee 24 mm wide, butt-jointed	Height: 38 mm visible side white			
			Length: 1200 mm Length: 1250 mm	00071401 00065676	50 50	1.97/m 1.97/m


<sup>1</sup> Attention: A wire projection of at least 15 mm must be maintained at the spring.

## System S 3a Canopy

### SYSTEM COMPONENTS 2/2

	Illustration	Description	Specifications	Part no.	PU	Price [€]
5		<b>No. 57</b> Wall Angle C-Shaped	Height: 40 mm Width: 20 mm Thickness: 0.5 mm  visible side white			
			Length: 3050 mm	00057684	16	4.42/m
5		<b>No. 1503S</b> Longitudinal Connector for Wall Angle no. 57	Height: 38 mm Width: 15 mm Length: 200 mm galvanised	00062272	loose	9.29/pce
5		<b>No. 1504S</b> Corner Connector for Wall Angle no. 57	Height: 38 mm Width: 15 mm Length: 150 mm galvanised	00062271	loose	14.17/pce





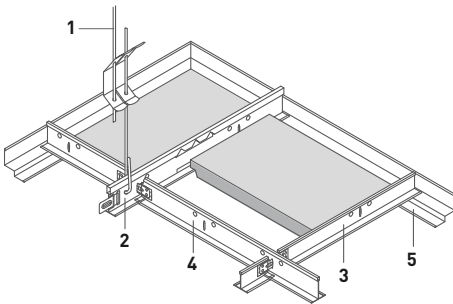
# GRID FOR ACOUSTIC TILES

System S 3a cliq

■ OWAconstruct



VISIBLE, DEMOUNTABLE – 24 MM WIDE PROFILES – CONTURA



COMPATIBLE WITH EDGE 6 TILES



Brillianto100

Sinfonia

Sinfonia Privacy

Sinfonia Reflecta

Sinfonia Silencia

Constellation

Cosmos/N

Cosmos/O

Plain

NEW Sandila/N

NEW Sandila NRC

Humancare Plus

Sinfonia Humancare

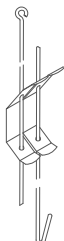

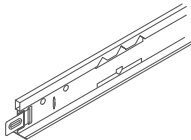
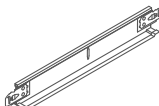
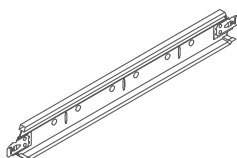
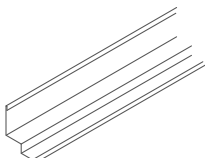
## System S 3a cliq

### QUANTITY REQUIREMENTS AND BOTTOM EDGE GUIDE PRICE for White Suspension System per m<sup>2</sup>


Construction Elements	Module Size [mm]			
	600 x 600	625 x 625	1200 x 600	1250 x 625
<b>1</b> Adjustable Hanger	0.7 pcs	0.7 pcs	0.7 pcs	0.7 pcs
<b>2</b> Main Tee	0.83 m	0.8 m	0.83 m	0.8 m
<b>3</b> Cross Tee, short	0.83 m	0.8 m	-	-
<b>4</b> Cross Tee, long	1.66 m	1.6 m	1.66 m	1.6 m
<b>5</b> Shadow Wall Angle	dependent on room geometry			
Contura Block	1.67 pcs	1.6 pcs	1.11 pcs	1.07 pcs
<b>Grid-GP, approx. [€/m<sup>2</sup>]</b>	7.39	7.15	5.84	5.65

plus Shadow Wall Angle

### SYSTEM COMPONENTS

	Illustration	Description	Specifications	Part no.	PU	Price [€]
<b>1</b>		<b>No. 12/.../2<sup>1</sup></b> Adjustable Hanger with Double Tension Springs double-wire, pre-mounted	Diameter: 4 mm Maximum load: 0.25 kN Eye/Hook			
		<b>No. 12/30/2</b>	Tension range: 270 mm	00075052	100	0.36/pce
		<b>No. 12/60/2</b>	Tension range: 570 mm	00075698	100	0.47/pce
		<b>No. 12/100/2</b>	Tension range: 970 mm	00075053	100	0.62/pce
		<b>No. 12/125/2</b>	Tension range: 1220 mm	00076042	100	0.79/pce
		<b>No. 12/150/2</b>	Tension range: 1470 mm	00076043	100	0.90/pce
		<b>No. 12/175/2</b>	Tension range: 1720 mm	00076044	100	1.02/pce
		<b>No. 12/200/2</b>	Tension range: 1970 mm	00076045	100	1.09/pce
		<b>No. 42/24</b> Contura Block	Height: Visible Width (a): Colour: 8 mm 24 mm White	00050460	100	0.35/pce
<b>2</b>		<b>cliq-24-MR</b> Main Tee 24 mm wide	Height: 38 mm			
			visible side white			
			Length: 3600 mm	00066020	20	1.87/m
			Length: 3750 mm	00066017	20	1.87/m
<b>3</b>		<b>cliq-24-CT</b> Cross Tee short, 24 mm wide, joggled	Height: 25 mm			
			visible side white			
			Length: 600 mm	00061863	60	1.87/m
			Length: 625 mm	00061862	60	1.87/m
<b>4</b>		<b>cliq-24-CT</b> Cross Tee long, 24 mm wide, joggled	Height: 32 mm			
			visible side white			
			Length: 1200 mm	00066022	60	1.87/m
			Length: 1250 mm	00066023	60	1.87/m
<b>5</b>		<b>No. 50/15</b> Shadow Wall Angle for Edges 6	Height: 33 mm			
			Total Width: 30 mm			
			Visible Width: 15 mm			
			Thickness: 0.5 mm			
			visible side white			
			Length: 3050 mm	00017825	35	3.93/m

<sup>1</sup> Attention: A wire projection of at least 15 mm must be maintained at the spring.



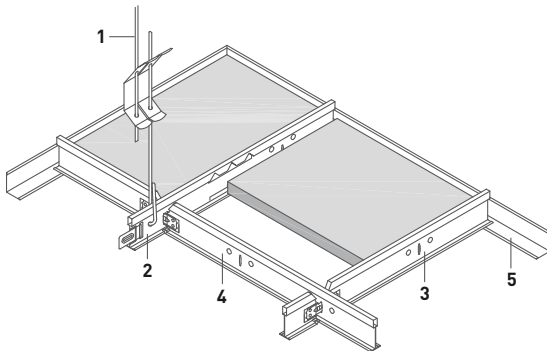

# GRID FOR ACOUSTIC TILES

System S 15 cliq

■ OWAconstruct



VISIBLE, DEMOUNTABLE – 15 MM WIDE PROFILES



COMPATIBLE WITH EDGE 3 TILES



Bolero	OWAcolor / OWAcolor concept	Plain
Brillianto100	Constellation	NEW Sandila/N
Sinfonia	Cosmos/N	NEW Sandila NRC
Sinfonia Privacy	Cosmos/O	
Sinfonia Reflecta	Finetta	
Sinfonia Silencia	Harmony	

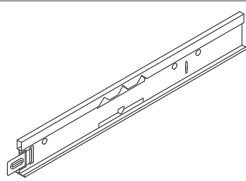
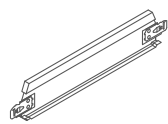
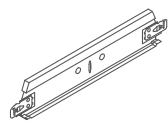
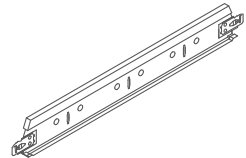
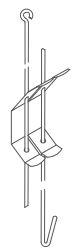
## System S 15 cliq

### QUANTITY REQUIREMENTS AND BOTTOM EDGE GUIDE PRICE for White Suspension System per m<sup>2</sup>

Construction Elements	Module Size [mm]						
	600 x 600	625 x 625	1200 x 600	1250 x 625	2000 x 300	2000 x 312.5	2000 x 400
1 Adjustable Hanger	0.7 pcs	0.7 pcs	0.7 pcs	0.7 pcs	1.85 pcs	1.78 pcs	1.4 pcs
2 Main Tee	0.83 m	0.8 m	0.83 m	0.8 m	3.33 m	3.2 m	2.5 m
3 Cross Tee, short	0.83 m	0.8 m	-	-	-	-	-
3 Cross Tee, short	-	-	-	-	0.6 m	0.5 m	0.5 m
4 Cross Tee, long	1.66 m	1.6 m	1.66 m	1.6 m	-	-	-
5 Wall Angle	dependent on room geometry						
<b>Grid-GP, approx. [€/m<sup>2</sup>]</b>	6.79	6.56	5.16	4.98	8.35	8.02	6.51

plus Wall Angle

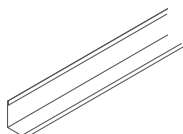
### SYSTEM COMPONENTS 1/2

	Illustration	Description	Specifications	Part no.	PU	Price [€]	
2		<b>cliq-15-MR</b> Main Tee 15 mm wide	Height: 38 mm				
			visible side white				
			Length: 3000 mm	00068517	20	1.97/m	
			Length: 3125 mm	00068514	20	1.97/m	
3		<b>cliq-15-CT</b> Cross Tee short, 15 mm wide, joggled	Height: 38 mm				
			visible side white				
			Length: 300 mm	00069315	60	2.25/pce	
				Length: 312.5 mm	00069316	60	2.16/pce
				Length: 400 mm	00069317	60	2.16/pce
				visible side white			
Length: 600 mm	00068518			60	1.97/m		
Length: 625 mm	00068515			60	1.97/m		
4		<b>cliq-15-CT</b> Cross Tee long, 15 mm wide, joggled	Height: 38 mm				
			visible side white				
			Length: 1200 mm	00070248	60	1.97/m	
			Length: 1250 mm	00070498	60	1.97/m	
1		<b>No. 12/.../2<sup>1</sup></b> Adjustable Hanger with Double Tension Springs double-wire, pre-mounted	Diameter: 4 mm				
			Maximum load: 0.25 kN				
			Eye/Hook				
			Tension range: 270 mm	00075052	100	0.36/pce	
			Tension range: 570 mm	00075698	100	0.47/pce	
			Tension range: 970 mm	00075053	100	0.62/pce	
			Tension range: 1220 mm	00076042	100	0.79/pce	
			Tension range: 1470 mm	00076043	100	0.90/pce	
Tension range: 1720 mm	00076044	100	1.02/pce				
Tension range: 1970 mm	00076045	100	1.09/pce				


<sup>1</sup> Attention: A wire projection of at least 15 mm must be maintained at the spring.

## System S 15 cliq

### SYSTEM COMPONENTS 2/2

	Illustration	Description	Specifications	Part no.	PU	Price [€]
5		<b>No. 50G</b> Wall Angle	Height: 24 mm Width: 19 mm Thickness: 0.5 mm visible side white <sup>1</sup>			
			Length: 3050 mm	00066368	40	1.35/m





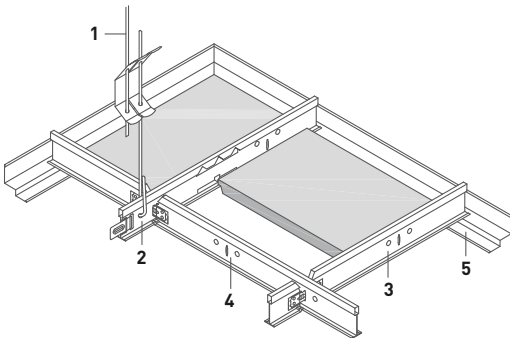
## GRID FOR ACOUSTIC TILES

System S 15a cliq

■ OWAconstruct



VISIBLE, DEMOUNTABLE – 15 MM WIDE PROFILES – CONTURA



COMPATIBLE WITH EDGE 15 TILES



OR EDGE 15g TILES



Brillianto100

Sinfonia

Sinfonia Privacy

Sinfonia Silencia

Constellation

Cosmos/N

NEW Sandila/N

Humancare Plus

Sinfonia Humancare

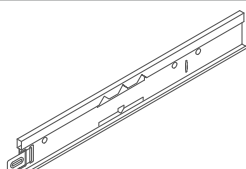
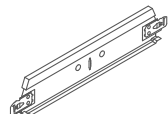
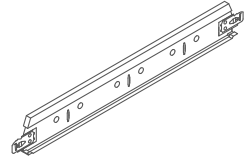
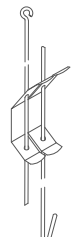

## System S 15a cliq

### QUANTITY REQUIREMENTS AND BOTTOM EDGE GUIDE PRICE for White Suspension System per m<sup>2</sup>

Construction Elements	Module Size [mm]			
	600 x 600	625 x 625	1200 x 600	1250 x 625
1 Adjustable Hanger	0.7 pcs	0.7 pcs	0.7 pcs	0.7 pcs
2 Main Tee	0.83 m	0.8 m	0.83 m	0.8 m
3 Cross Tee, short	0.83 m	0.8 m	–	–
4 Cross Tee, long	1.66 m	1.6 m	1.66 m	1.6 m
5 Shadow Wall Angle	dependent on room geometry			
Contura Block	1.67 pcs	1.6 pcs	1.11 pcs	1.07 pcs
<b>Grid-GP, approx. [€/m<sup>2</sup>]</b>	7.38	7.12	5.55	5.35

plus Shadow Wall Angle


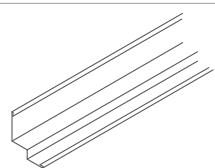
### SYSTEM COMPONENTS 1/2

	Illustration	Description	Specifications	Part no.	PU	Price [€]			
2		<b>cliq-15-MR</b> Main Tee 15 mm wide	Height: 38 mm	00068517 00068514	20 20	1.97/m 1.97/m			
			visible side white				Length: 3000 mm Length: 3125 mm		
3		<b>cliq-15-CT</b> Cross Tee short, 15 mm wide, joggled	Height: 38 mm	00068518 00068515	60 60	1.97/m 1.97/m			
			visible side white				Length: 600 mm Length: 625 mm		
4		<b>cliq-15-CT</b> Cross Tee long, 15 mm wide, joggled	Height: 38 mm	00070248 00070498	60 60	1.97/m 1.97/m			
			visible side white				Length: 1200 mm Length: 1250 mm		
1		<b>No. 12/.../2<sup>1</sup></b> Adjustable Hanger with Double Tension Springs double-wire, pre-mounted	Diameter: 4 mm						
			Maximum load: 0.25 kN						
			Eye/Hook						
			Tension range: 270 mm				00075052	100	0.36/pce
			Tension range: 570 mm				00075698	100	0.47/pce
			Tension range: 970 mm				00075053	100	0.62/pce
			Tension range: 1220 mm				00076042	100	0.79/pce
Tension range: 1470 mm	00076043	100	0.90/pce						
Tension range: 1720 mm	00076044	100	1.02/pce						
Tension range: 1970 mm	00076045	100	1.09/pce						
		<b>No. 42/15</b> Contura Block (Edge 15)	Height: Visible Width (a): Colour: 8 mm 15 mm White	00050462	100	0.35/pce			


<sup>1</sup> Attention: A wire projection of at least 15 mm must be maintained at the spring.

# System S 15a cliq

## SYSTEM COMPONENTS 2/2

	Illustration	Description	Specifications	Part no.	PU	Price [€]
		<b>No. 42/15K8</b> Contura Block (Edge 15g)	Height: Visible Width (a): Colour: 8 mm      15 mm      White	00066079	100	0.34/pce
5		<b>No. 50/15</b> Shadow Wall Angle for Edge 15	Height: 33 mm Total Width: 30 mm Visible Width: 15 mm Thickness: 0.5 mm visible side white	00017825	35	3.93/m





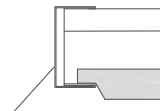
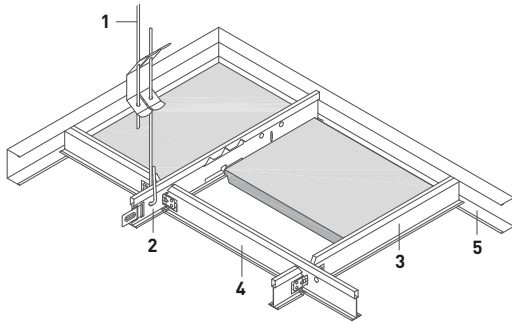
# GRID FOR ACOUSTIC TILES

## System S 15a cliq Canopy

■ OWAconstruct



### VISIBLE, DEMOUNTABLE – 15 MM WIDE PROFILES – CONTURA



C-Profile no. 57 attached to Main Tee or Cross Tee on site using Self-Tapping Sheet-Metal Screws

COMPATIBLE WITH EDGE 15 TILES



OR EDGE 15g TILES



Brillianto100

Sinfonia

Sinfonia Privacy

Sinfonia Silencia

Constellation

Cosmos/N

NEW Sandila/N

Humancare Plus

Sinfonia Humancare

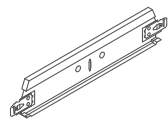
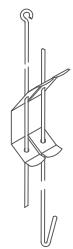
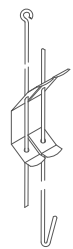
## System S 15a cliq Canopy

### QUANTITY REQUIREMENTS AND BOTTOM EDGE GUIDE PRICE for White Suspension System per m<sup>2</sup>

Construction Elements	Module Size [mm]			
	600 x 600	625 x 625	1200 x 600	1250 x 625
1 Adjustable Hanger	0.7 pcs	0.7 pcs	0.7 pcs	0.7 pcs
2 Main Tee	0.83 m	0.8 m	0.83 m	0.8 m
3 Cross Tee, short	0.83 m	0.8 m	-	-
4 Cross Tee, long	1.66 m	1.6 m	1.66 m	1.6 m
5 Wall Angle C-Shaped	depending on canopy size			
Contura Block	1.67 pcs	1.6 pcs	1.11 pcs	1.07 pcs
Self-tapping Sheet-metal Screw	depending on canopy size, available through specialist retailers			
<b>Grid-GP, approx. [€/m<sup>2</sup>]</b>	6.79	6.56	5.16	4.98

plus Wall Angle C-Shaped and Self-tapping Sheet-metal Screw

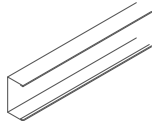
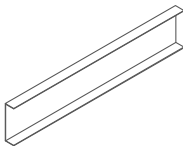
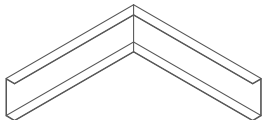
### SYSTEM COMPONENTS

	Illustration	Description	Specifications	Part no.	PU	Price [€]	
2		<b>cliq-15-MR</b> Main Tee 15 mm wide	Height: 38 mm				
			visible side white				
		<b>cliq-15-CT</b> Cross Tee short, 15 mm wide, joggled	Length: 3000 mm	00068517	20	1.97/m	
			Length: 3125 mm	00068514	20	1.97/m	
3		<b>cliq-15-CT</b> Cross Tee long, 15 mm wide, joggled	Height: 38 mm				
			visible side white				
		<b>No. 12/.../2<sup>1</sup></b> Adjustable Hanger with Double Tension Springs double-wire, pre-mounted	Diameter: 4 mm				
			Maximum load: 0.25 kN				
1		<b>No. 12/30/2</b>	Tension range: 270 mm	00075052	100	0.36/pce	
			<b>No. 12/60/2</b>	Tension range: 570 mm	00075698	100	0.47/pce
			<b>No. 12/100/2</b>	Tension range: 970 mm	00075053	100	0.62/pce
			<b>No. 12/125/2</b>	Tension range: 1220 mm	00076042	100	0.79/pce
			<b>No. 12/150/2</b>	Tension range: 1470 mm	00076043	100	0.90/pce
			<b>No. 12/175/2</b>	Tension range: 1720 mm	00076044	100	1.02/pce
		<b>No. 12/200/2</b>	Tension range: 1970 mm	00076045	100	1.09/pce	


<sup>1</sup> Attention: A wire projection of at least 15 mm must be maintained at the spring.

## System S 15a cliq Canopy

### SYSTEM COMPONENTS 2/2

	Illustration	Description	Specifications	Part no.	PU	Price [€]
5		<b>No. 57</b> Wall Angle C-Shaped	Height: 40 mm Width: 20 mm Thickness: 0.5 mm  visible side white			
5		<b>No. 1503S</b> Longitudinal Connector for Wall Angle no. 57	Height: 38 mm Width: 15 mm Length: 200 mm galvanised	00057684 00062272	16 loose	4.42/m 9.29/pce
5		<b>No. 1504S</b> Corner Connector for Wall Angle no. 57	Height: 38 mm Width: 15 mm Length: 150 mm galvanised	00062271	loose	14.17/pce





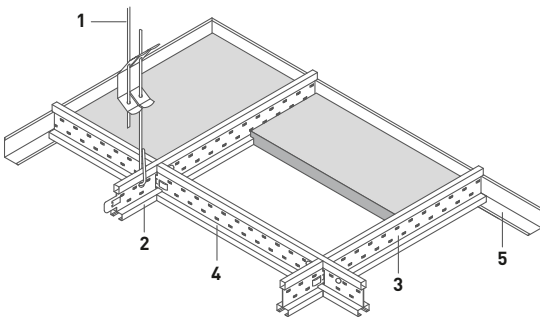
## GRID FOR ACOUSTIC TILES

System S 15b

■ OWAconstruct



VISIBLE, DEMOUNTABLE – 15 MM WIDE PROFILES WITH SHADOW GAP



COMPATIBLE WITH EDGE 15b TILES



Bolero

Sinfonia

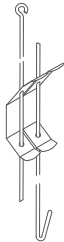
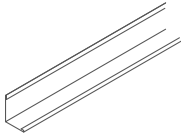
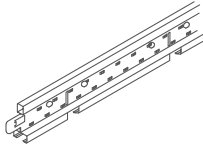
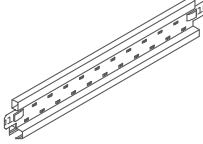
Sinfonia Silencia

## System S 15b

### QUANTITY REQUIREMENTS AND BOTTOM EDGE GUIDE PRICE for White Suspension System per m<sup>2</sup>

Construction Elements	Module Size [mm]	
	600 x 600	625 x 625
1 Adjustable Hanger	0.7 pcs	0.7 pcs
2 Main Tee	0.83 m	0.8 m
3 Cross Tee, short	0.83 m	0.8 m
4 Cross Tee, long	1.66 m	1.6 m
5 Wall Angle	dependent on room geometry	
<b>Grid-GP, approx. [€/m<sup>2</sup>]</b>	15.96	15.39
	plus Wall Angle	

### SYSTEM COMPONENTS 1/2

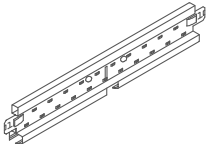
	Illustration	Description	Specifications	Part no.	PU	Price [€]
1		<b>No. 12/.../2<sup>1</sup></b> Adjustable Hanger with Double Tension Springs double-wire, pre-mounted	Diameter: 4 mm Maximum load: 0.25 kN Eye/Hook			
		<b>No. 12/30/2</b>	Tension range: 270 mm	00075052	100	0.36/pce
		<b>No. 12/60/2</b>	Tension range: 570 mm	00075698	100	0.47/pce
		<b>No. 12/100/2</b>	Tension range: 970 mm	00075053	100	0.62/pce
		<b>No. 12/125/2</b>	Tension range: 1220 mm	00076042	100	0.79/pce
		<b>No. 12/150/2</b>	Tension range: 1470 mm	00076043	100	0.90/pce
		<b>No. 12/175/2</b>	Tension range: 1720 mm	00076044	100	1.02/pce
5		<b>No. 50G</b> Wall Angle	Height: 24 mm Width: 19 mm Thickness: 0.5 mm visible side white <sup>1</sup>			
			Length: 3050 mm	00066368	40	1.35/m
2		<b>No. 3500</b> Main Tee	Height: 38 mm Width: 14.3 mm outer edge and shadow gap white			
			Length: 3000 mm	00067006	20	4.73/m
			Length: 3125 mm	00067009	20	4.73/m
			outer edge white and shadow gap black			
3		<b>No. 3512</b> Cross Tee	Height: 38 mm Width: 14.3 mm outer edge and shadow gap white			
			Length: 600 mm	00067007	60	4.73/m
			Length: 625 mm	00067010	60	4.73/m
			outer edge white and shadow gap black			
		Length: 600 mm	00067013 <sup>2</sup>	60	4.73/m	
		Length: 625 mm	00067016 <sup>2</sup>	60	4.73/m	

<sup>1</sup> Attention: A wire projection of at least 15 mm must be maintained at the spring.

<sup>2</sup> Discontinued Item – available while stocks last


# System S 15b

## SYSTEM COMPONENTS 2/2

	Illustration	Description	Specifications	Part no.	PU	Price [€]
4		<b>No. 3514</b> Cross Tee	Height: 38 mm Width: 14.3 mm with central cross tee slot			
			outer edge and shadow gap white			
			Length: 1200 mm	00067008	60	4.73/m
			Length: 1250 mm	00067011	60	4.73/m
			outer edge white and shadow gap black			
			Length: 1200 mm	00067014 <sup>1</sup>	60	4.73/m
			Length: 1250 mm	00067017 <sup>1</sup>	60	4.73/m

<sup>1</sup> Discontinued Item – available while stocks last





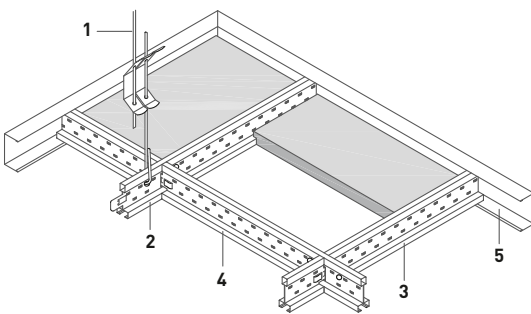
# GRID FOR ACOUSTIC TILES

## System S 15b Canopy

■ OWAconstruct



VISIBLE, DEMOUNTABLE – 15 MM WIDE PROFILES WITH SHADOW GAP



C-Profile no. 57 attached to Main Tee or Cross Tee on site using Self-Tapping Sheet-Metal Screws

COMPATIBLE WITH EDGE 15b TILES



Bolero

Sinfonia

Sinfonia Silencia

SUITABLE FOR INTEGRATION WITH DESIGNER LIGHT FIXTURES.



**OWAlight** (page 328)

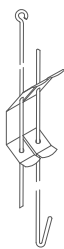
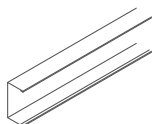
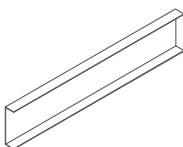
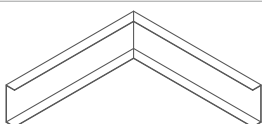
## System S 15b Canopy

### QUANTITY REQUIREMENTS AND BOTTOM EDGE GUIDE PRICE for White Suspension System per m<sup>2</sup>

Construction Elements	Module Size [mm]	
	600 x 600	625 x 625
1 Adjustable Hanger	0.7 pcs	0.7 pcs
2 Main Tee	0.83 m	0.8 m
3 Cross Tee, short	0.83 m	0.8 m
4 Cross Tee, long	1.66 m	1.6 m
5 Wall Angle C-Shaped	depending on canopy size	
Self-tapping Sheet-metal Screw	depending on canopy size, available through specialist retailers	
<b>Grid-GP, approx. [€/m<sup>2</sup>]</b>	15.96	15.39

plus Wall Angle C-Shaped and Self-tapping Sheet-metal Screw

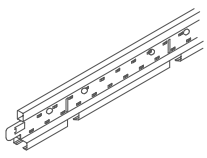
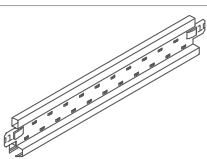
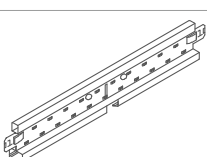
### SYSTEM COMPONENTS 1/2

	Illustration	Description	Specifications	Part no.	PU	Price [€]
1		<b>No. 12/.../2<sup>1</sup></b> Adjustable Hanger with Double Tension Springs double-wire, pre-mounted	Diameter: 4 mm Maximum load: 0.25 kN Eye/Hook			
		<b>No. 12/30/2</b>	Tension range: 270 mm	00075052	100	0.36/pce
		<b>No. 12/60/2</b>	Tension range: 570 mm	00075698	100	0.47/pce
		<b>No. 12/100/2</b>	Tension range: 970 mm	00075053	100	0.62/pce
		<b>No. 12/125/2</b>	Tension range: 1220 mm	00076042	100	0.79/pce
		<b>No. 12/150/2</b>	Tension range: 1470 mm	00076043	100	0.90/pce
		<b>No. 12/175/2</b>	Tension range: 1720 mm	00076044	100	1.02/pce
5		<b>No. 57</b> Wall Angle C-Shaped	Height: 40 mm Width: 20 mm Thickness: 0.5 mm  visible side white			
			Length: 3050 mm	00057684	16	4.42/m
5		<b>No. 1503S</b> Longitudinal Connector for Wall Angle no. 57	Height: 38 mm Width: 15 mm Length: 200 mm galvanised	00062272	loose	9.29/pce
5		<b>No. 1504S</b> Corner Connector for Wall Angle no. 57	Height: 38 mm Width: 15 mm Length: 150 mm galvanised	00062271	loose	14.17/pce

<sup>1</sup> Attention: A wire projection of at least 15 mm must be maintained at the spring.


# System S 15b Canopy

## SYSTEM COMPONENTS 2/2

	Illustration	Description	Specifications	Part no.	PU	Price [€]		
2		<b>No. 3500</b> Main Tee	Height: 38 mm					
			Width: 14.3 mm					
			outer edge and shadow gap white					
			Length: 3000 mm	00067006	20	4.73/m		
			Length: 3125 mm	00067009	20	4.73/m		
			outer edge white and shadow gap black					
3		<b>No. 3512</b> Cross Tee	Height: 38 mm					
			Width: 14.3 mm					
			outer edge and shadow gap white					
			Length: 600 mm	00067007	60	4.73/m		
			Length: 625 mm	00067010	60	4.73/m		
			outer edge white and shadow gap black					
4		<b>No. 3514</b> Cross Tee	Height: 38 mm					
			Width: 14.3 mm					
			with central cross tee slot					
			outer edge and shadow gap white					
			Length: 1200 mm	00067008	60	4.73/m		
			Length: 1250 mm	00067011	60	4.73/m		
outer edge white and shadow gap black								
			Length: 1200 mm	00067014 <sup>1</sup>	60	4.73/m		
			Length: 1250 mm	00067017 <sup>1</sup>	60	4.73/m		

<sup>1</sup> Discontinued Item – available while stocks last





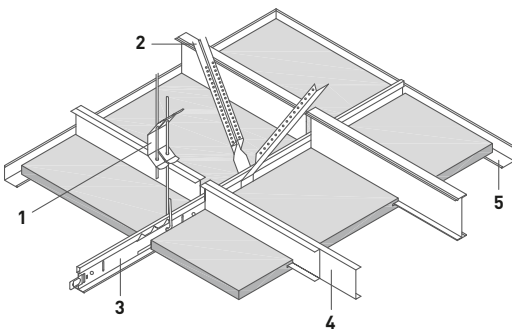
# GRID FOR ACOUSTIC TILES

System S 2p

■ OWAconstruct



SEMI-CONCEALED, DEMOUNTABLE – 24 MM WIDE PROFILES



COMPATIBLE WITH EDGE 1/3 TILES



- Sinfonia c
- Sinfonia Privacy
- Constellation
- Cosmos/N
- Sinfonia c Humancare

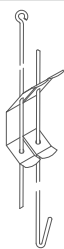
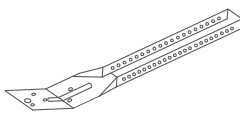
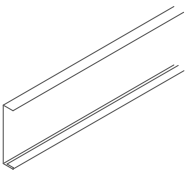
## System S 2p

### QUANTITY REQUIREMENTS per m<sup>2</sup> for Suspension System

Tile Manufacture Length		1500 mm	1800 mm	2000 mm
Main Tee Module Distance		1506 mm	1806 mm	2006 mm
Construction Elements				
1	Adjustable Hanger	0.7 pcs	0.7 pcs	0.7 pcs
2	Angle Brace	1.4 pcs	1.4 pcs	1.4 pcs
2	Hanger Extension	1.4 pcs	1.4 pcs	1.4 pcs
2	Safety Pin	2.8 pcs	2.8 pcs	2.8 pcs
3	Main Tee	0.66 m	0.55 m	0.50 m
4	Reinforcement C Profile (demountable)			
	for tile width 300 mm	4.42 pcs	3.69 pcs	3.32 pcs
	for tile width 312.5 mm	4.25 pcs	3.54 pcs	3.19 pcs
	for tile width 400 mm	3.32 pcs	2.77 pcs	2.49 pcs
5	Wall Angle	dependent on room geometry		

If using a **non**-demountable tile design, the number of Z Reinforcement Splines is reduced by half!

### SYSTEM COMPONENTS 1/2

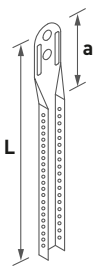
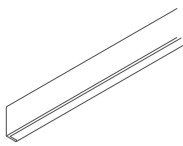
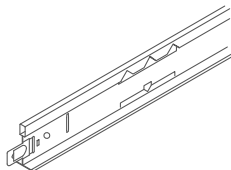
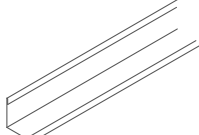

	Illustration	Description	Specifications	Part no.	PU	Price [€]
1		<b>No. 12/.../2<sup>1</sup></b> Adjustable Hanger with Double Tension Springs double-wire, pre-mounted	Diameter: 4 mm Maximum load: 0.25 kN Eye/Hook			
		<b>No. 12/30/2</b>	Tension range: 270 mm	00075052	100	0.36/pce
		<b>No. 12/60/2</b>	Tension range: 570 mm	00075698	100	0.47/pce
		<b>No. 12/100/2</b>	Tension range: 970 mm	00075053	100	0.62/pce
		<b>No. 12/125/2</b>	Tension range: 1220 mm	00076042	100	0.79/pce
		<b>No. 12/150/2</b>	Tension range: 1470 mm	00076043	100	0.90/pce
		<b>No. 12/175/2</b>	Tension range: 1720 mm	00076044	100	1.02/pce
2		<b>No. 12/200/2</b>	Tension range: 1970 mm	00076045	100	1.09/pce
		<b>No. 17/80</b> Lower Element for Triangular Reinforcement	Length: 190 mm galvanised	00001074	100	0.52/pce
4		<b>No. 36</b> C Profile	Height: 50 mm Width: 10 mm Thickness: 0.6 mm galvanised			
			Length: 1800 mm <sup>2</sup>	00010464	20	2.33/m
			Length: 2000 mm <sup>2</sup>	00001117	20	2.33/m
			Length: 2500 mm <sup>2</sup>	00001118	20	2.33/m

<sup>1</sup> Attention: A wire projection of at least 15 mm must be maintained at the spring.

<sup>2</sup> The Reinforcement C Profile must be 5 mm shorter than the final panel dimension.

# System S 2p

## SYSTEM COMPONENTS 2/2

	Illustration	Description	Specifications	Part no.	PU	Price [€]
2		<b>No. 16/...</b> Hanger Extension (Nonius) suitable for no. 17/80	galvanised also available in longer lengths on request to nr. 16/100: punched throughout from no. 16/110: 504 mm perforated <b>a</b> approx. 36 mm			
		<b>No. 16/15</b>	L approx.: 123 mm	00001052	100	0.14/pce
		<b>No. 16/20</b>	L approx.: 171 mm	00001053	100	0.18/pce
		<b>No. 16/30</b>	L approx.: 273 mm	00001054	100	0.23/pce
		<b>No. 16/40</b>	L approx.: 376 mm	00001055	100	0.30/pce
		<b>No. 16/50</b>	L approx.: 476 mm	00001056	100	0.37/pce
		<b>No. 16/60</b>	L approx.: 576 mm	00001057	100	0.45/pce
		<b>No. 16/70</b>	L approx.: 676 mm	00001058	100	0.56/pce
		<b>No. 16/80</b>	L approx.: 776 mm	00001059	100	0.65/pce
		<b>No. 16/90</b>	L approx.: 876 mm	00001060	100	0.69/pce
		<b>No. 16/100</b>	L approx.: 976 mm	00001061	100	0.76/pce
		<b>No. 16/110</b>	L approx.: 1076 mm	00001062	25	0.92/pce
		<b>No. 16/120</b>	L approx.: 1176 mm	00001063	25	1.03/pce
		<b>No. 16/130</b>	L approx.: 1276 mm	00001064	25	1.08/pce
		<b>No. 16/140</b>	L approx.: 1376 mm	00001065	25	1.18/pce
		<b>No. 16/150</b>	L approx.: 1476 mm	00001066	25	1.27/pce
		<b>No. 16/160</b>	L approx.: 1576 mm	00001067	25	1.37/pce
		<b>No. 16/170</b>	L approx.: 1676 mm	00001068	25	1.44/pce
		<b>No. 16/180</b>	L approx.: 1776 mm	00001069	25	1.52/pce
<b>No. 16/190</b>	L approx.: 1876 mm	00001070	25	1.61/pce		
<b>No. 16/200</b>	L approx.: 1976 mm	00001071	25	1.75/pce		
4		<b>No. 37</b> L Profile	Height: 25 mm Width: 10 mm Thickness: 0.6 mm galvanised			
			Length: 1200 mm	00013740	50	1.66 m
			Length: 1250 mm	00001119	50	1.63/m
3		<b>No. 45</b> Main Tee 24 mm wide	Height: 38 mm visible side white			
			Length: 3700 mm	00066014	25	1.87/m
			Length: 3750 mm	00066011	25	1.87/m
5		<b>No. 51/25</b> Wall Angle	Height: 25 mm Width: 25 mm Thickness: 1.0 mm visible side white			
			Length: 3000 mm	00033291	10	4.78/m
2		<b>No. 76</b> Safety Pin for Nonius Hanger	Length: 70 mm Thickness: 3 mm galvanised	00070412	100	0.16/pce


## System S 2p

### MAXIMUM RANGES OF EXTENSION in mm

					up to 312.5 mm	up to 400 mm
	Product no.	Section Description (visible side)	Web Height in mm	Material Thickness in mm	15 mm	15 mm
demountable	No. 37	L Profile (galvanised)	25	0.6	1600	1520
	No. 36	C Profile (galvanised)	50	0.6	2500	2500

More Profiles and Ranges of Extension see [brochure S 2p e](#).

**Hint:** The aforementioned OWA width span recommendation for free-floating systems limits the maximum profile deflection to 2.5 mm for appearance reasons. If the permissible deflection for class 1 (max. deflection 4.0 mm or L/500) as per EN 13964 is applicable, we ask that you contact our consulting department OWAconsult. If additional mineral wool mats are applied, the aforementioned width spans must be shortened accordingly. Ceiling surface mountings or installations, such as lights, sprinklers or fans, must generally be suspended separately. Reinforcement splines with the entire profile cross-section must be used. Every fifth reinforcement spline must be firmly anchored to the support system and compression-proof. Other profiles on request.



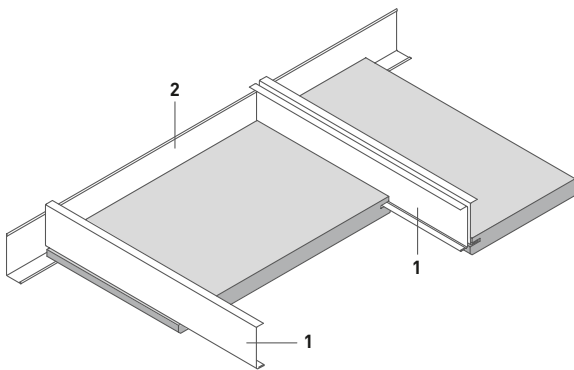
# GRID FOR ACOUSTIC TILES

System S 6a

■ OWAconstruct



## CLEAR SPANNING – CONCEALED, DEMOUNTABLE



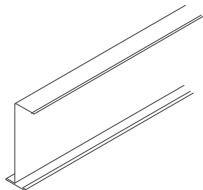
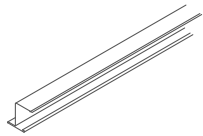
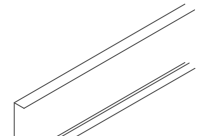
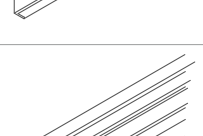

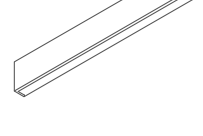
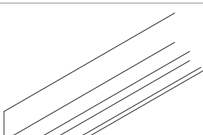

## COMPATIBLE WITH EDGE 1/3 TILES



- Sinfonia c
- Sinfonia Privacy
- Constellation
- Cosmos/N
- Sinfonia c Humancare

# System S 6a

## SYSTEM COMPONENTS

	Illustration	Description	Specifications	Part no.	PU	Price [€]
1		<b>No. 19</b> Z Profile	Height: 70 mm			
			Flange Width: 19 mm			
			Thickness: 0.5 mm			
			galvanised			
			Length: 2000 mm	00001081	25	3.97/m
			Length: 2500 mm	00001082	25	3.97/m
1		<b>No. 19/10</b> Z Profile	Height: 70 mm			
			Flange Width: 19 mm			
			Thickness: 0.6 mm			
			galvanised			
			Length: 2000 mm	00001088	10	on request
			Length: 2500 mm	00001086	10	4.48/m
1		<b>No. 20</b> Z Profile	Height: 21 mm			
			Flange Width: 19 mm			
			Thickness: 0.5 mm			
			Length: 3000 mm	00036196	25	2.00/m
1		<b>No. 36</b> C Profile	Height: 50 mm			
			Width: 10 mm			
			Thickness: 0.6 mm			
			galvanised			
			Length: 1800 mm	00010464	20	2.33/m
			Length: 2000 mm	00001117	20	2.33/m
			Length: 2500 mm	00001118	20	2.33/m
1		<b>No. 36/70</b> C Profile	Height: 70 mm			
			Width: 10 mm			
			Thickness: 0.6 mm			
			galvanised			
			Length: 2000 mm	00001525	20	2.93/m
			Length: 2500 mm	00001661	20	2.93/m
1		<b>No. 37</b> L Profile	Height: 25 mm			
			Width: 10 mm			
			Thickness: 0.6 mm			
			galvanised			
			Length: 1200 mm	00013740	50	1.66 m
			Length: 1250 mm	00001119	50	1.63/m
			Length: 1500 mm	00011382	50	1.63/m
2		<b>No. 50/22</b> Shadow Wall Angle	Height: 39 mm			
			Total Width: 30 mm			
			Visible Width: 15 mm			
			Thickness: 1.0 mm			
			visible side white			
			Length: 3000 mm	00036198	15	8.04/m
2		<b>No. 51/20</b> Wall Angle	Height: 50 mm			
			Width: 20 mm			
			Thickness: 1.0 mm			
			visible side white			
			Length: 3000 mm	00001255	10	6.33/m


## System S 6a

### MAXIMUM RANGES OF EXTENSION in mm

	Product no.	Section Description (visible side)	Web Height in mm	Material Thickness in mm	up to 312.5 mm		up to 400 mm	
					15 mm	20 mm	15 mm	20 mm
nicht demontierbar	No. 20	Z Profile (galvanised)	21	0.5	1490	1400	1410	1330
	No. 19	Z Profile (galvanised)	70	0.5	2500	2500	2500	2500
	No. 19/10	Z Profile (galvanised)	70	0.6	2500	2500	2500	2500
demontierbar	No. 37	L Profile (galvanised)	25	0.6	1600	1510	1520	1430
	No. 36	C Profile (galvanised)	50	0.6	2500	2500	2500	2500
	No. 36/70	C Profile (galvanised)	70	0.6	2500	2500	2500	2500

**Hint:** The aforementioned OWA width span recommendation for free-floating systems limits the maximum profile deflection to 2.5 mm for appearance reasons. If the permissible deflection for class 1 (max. deflection 4.0 mm or  $L/500$ ) as per EN 13964 is applicable, we ask that you contact our consulting department OWAconsult. If additional mineral wool mats are applied, the aforementioned width spans must be shortened accordingly. Ceiling surface mountings or installations, such as lights, sprinklers or fans, must generally be suspended separately. Reinforcement splines with the entire profile cross-section must be used. Every fifth reinforcement spline must be firmly anchored to the support system and compression-proof. Other profiles on request.





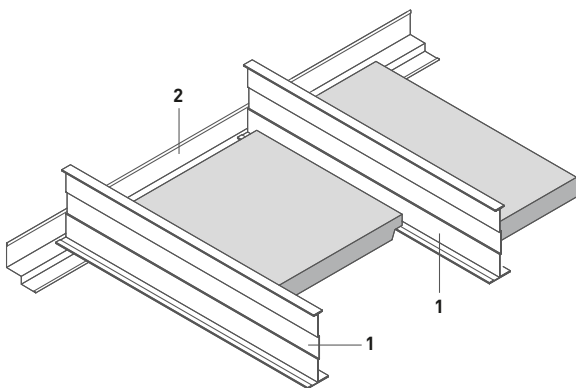
# GRID FOR ACOUSTIC TILES

System S 6b

■ OWAconstruct



CLEAR SPANNING – VISIBLE, DEMOUNTABLE – 24 MM WIDE PROFILES –  
CONTURA



COMPATIBLE WITH EDGE 6/3 TILES

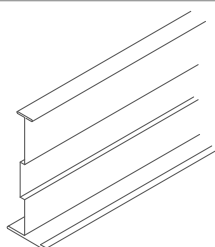

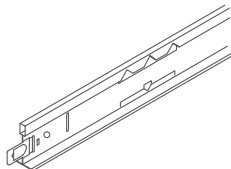
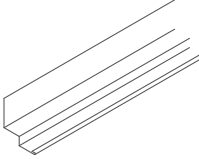


Constellation

Cosmos/N

# System S 6b


## SYSTEM COMPONENTS

	Illustration	Description	Specifications	Part no.	PU	Price [€]
1		<b>No. 40</b> Main Tee 24 mm wide	Height: 70 mm	00001123	20	6.06/m
			Thickness: 0.6 mm			
			Length: 1800 mm			
			Length: 2000 mm			
			Length: 2500 mm	00001126	20	6.06/m
		<b>No. 42/24</b> Contura Block	Height: Visible Width (a): Colour:	00050460	100	0.35/pce
			8 mm 24 mm White			
1		<b>No. 45</b> Main Tee 24 mm wide	Height: 38 mm	00066014	25	1.87/m
			visible side white			
			Length: 3700 mm			
			Length: 3750 mm			
			Length: 3750 mm	00066011	25	1.87/m
2		<b>No. 50/22</b> Shadow Wall Angle for Edge 6	Height: 39 mm	00036198	15	8.04/m
			Total Width: 30 mm			
			Visible Width: 15 mm			
			Thickness: 1.0 mm			
			visible side white			
			Length: 3000 mm			

## MAXIMUM RANGES OF EXTENSION in mm

Product no.	Section Description (visible side)	Web Height in mm	Material Thickness in mm	up to 312.5 mm		up to 400 mm	
				15 mm	20 mm	15 mm	20 mm
No. 45	Main Tee (white)	38	2 x 0.3	1940	1820	1840	1730
No. 40	Main Tee (white)	70	0.6	2500	2500	2500	2500

**Hint:** The aforementioned OWA width span recommendation for free-floating systems limits the maximum profile deflection to 2.5 mm for appearance reasons. If the permissible deflection for class 1 (max. deflection 4.0 mm or L/500) as per EN 13964 is applicable, we ask that you contact our consulting department OWAconsult. If additional mineral wool mats are applied, the aforementioned width spans must be shortened accordingly. Ceiling surface mountings or installations, such as lights, sprinklers or fans, must generally be suspended separately. Reinforcement splines with the entire profile cross-section must be used. Every fifth reinforcement spline must be firmly anchored to the support system and compression-proof. Other profiles on request.



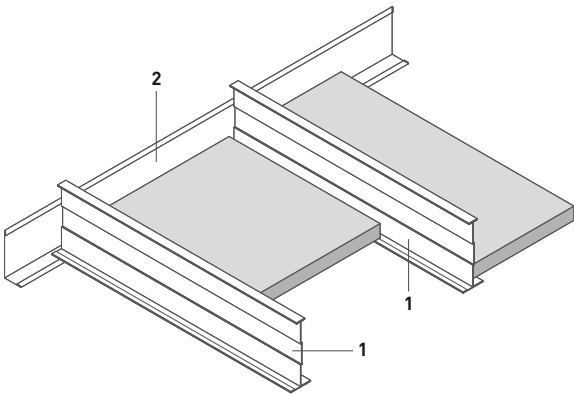
## GRID FOR ACOUSTIC TILES

System S 6c

■ OWAconstruct



CLEAR SPANNING, VISIBLE, DEMOUNTABLE – 24 MM WIDE PROFILES

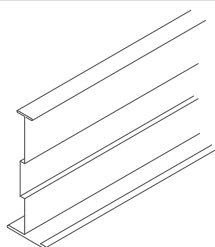
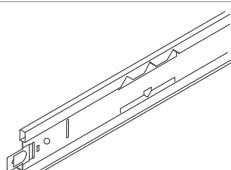
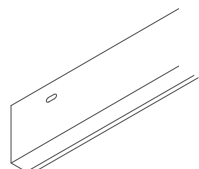


COMPATIBLE WITH EDGE 3 TILES 3

- Sinfonia Privacy
- Constellation
- Cosmos/N

# System S 6c


## SYSTEM COMPONENTS

	Illustration	Description	Specifications	Part no.	PU	Price [€]
1		<b>No. 40</b> Main Tee 24 mm wide	Height: 70 mm			
			Thickness: 0.6 mm			
			visible side white			
			Length: 1800 mm	00001123	20	6.06/m
			Length: 2000 mm	00001124	20	6.06/m
			Length: 2500 mm	00001126	20	6.06/m
1		<b>No. 45</b> Main Tee 24 mm wide	Height: 38 mm			
			visible side white			
			Length: 3700 mm	00066014	25	1.87/m
			Length: 3750 mm	00066011	25	1.87/m
2		<b>No. 50/22</b> Shadow Wall Angle	Height: 39 mm			
			Total Width: 30 mm			
			Visible Width: 15 mm			
			Thickness: 1.0 mm			
			visible side white			
			Length: 3000 mm	00036198	15	8.04/m
2		<b>No. 51/20</b> Wall Angle	Height: 50 mm			
			Width: 20 mm			
			Thickness: 1.0 mm			
			visible side white			
			Length: 3000 mm	00001255	10	6.33/m

## MAXIMUM RANGES OF EXTENSION in mm

Product no.	Section Description (visible side)	Web Height in mm	Material Thickness in mm	up to 312.5 mm		up to 400 mm	
				15 mm	20 mm	15 mm	20 mm
No. 45	Main Tee (white)	38	2 x 0.3	1940	1820	1840	1730
No. 40	Main Tee (white)	70	0.6	2500	2500	2500	2500

**Hint:** The aforementioned OWA width span recommendation for free-floating systems limits the maximum profile deflection to 2.5 mm for appearance reasons. If the permissible deflection for class 1 (max. deflection 4.0 mm or L/500) as per EN 13964 is applicable, we ask that you contact our consulting department OWAconsult. If additional mineral wool mats are applied, the aforementioned width spans must be shortened accordingly. Ceiling surface mountings or installations, such as lights, sprinklers or fans, must generally be suspended separately. Reinforcement splines with the entire profile cross-section must be used. Every fifth reinforcement spline must be firmly anchored to the support system and compression-proof. Other profiles on request.



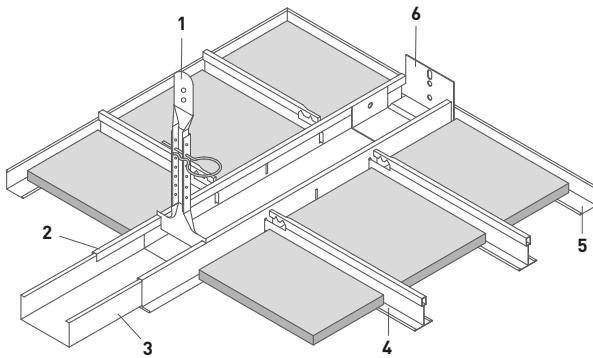
## GRID FOR ACOUSTIC TILES

System S 18d - Bandura

■ OWAconstruct



### BANDRASTER, DEMOUNTABLE – 100-125 MM WIDE PROFILES



COMPATIBLE WITH EDGE 3 TILES  OR EDGE 6 TILES 

Brillianto100

Sinfonia

Sinfonia Privacy

Sinfonia Silencia

OWAcolor / OWAcolor concept

Constellation

Cosmos/N


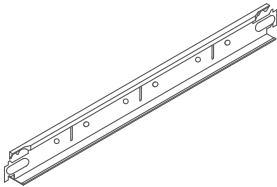

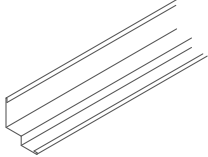
NEW Sandila/N

## System S 18d - Bandura

### QUANTITY REQUIREMENTS per m<sup>2</sup> for Suspension System

Construction Elements	Module Distance Bandraster Profile						
	1200 mm	1250 mm	1500 mm	1800 mm	2000 mm	1276 mm <sup>1</sup>	1326 mm <sup>1</sup>
1 Nonius Hanger	0.7 pcs	0.7 pcs	0.7 pcs	0.7 pcs	0.7 pcs	0.7 pcs	0.7 pcs
1 Hanger Extension	0.7 pcs	0.7 pcs	0.7 pcs	0.7 pcs	0.7 pcs	0.7 pcs	0.7 pcs
1 Safety Pin	0.7 pcs	0.7 pcs	0.7 pcs	0.7 pcs	0.7 pcs	0.7 pcs	0.7 pcs
2 Bandraster Profile	0.83 m	0.8 m	0.7 m	0.6 m	0.5 m	0.8 m	0.75 m
3 Connector	0.3 pcs	0.3 pcs	0.2 pcs	0.2 pcs	0.2 pcs	0.2 pcs	0.2 pcs
4 Cross Tee							
for tile width 300 mm	2.78 pcs	2.67 pcs	2.22 pcs	1.85 pcs	1.67 pcs	2.61 pcs	2.51 pcs
for tile width 312.5 mm	2.67 pcs	2.56 pcs	2.13 pcs	1.78 pcs	1.78 pcs	2.51 pcs	2.41 pcs
for tile width 400 mm	2.08 pcs	2.0 pcs	1.67 pcs	1.39 pcs	1.25 pcs	1.96 pcs	1.89 pcs
for tile width 600 mm	1.39 pcs	-	-	-	-	1.31 pcs	-
for tile width 625 mm	-	1.28 pcs	-	-	-	-	1.21 pcs
5 Wall Angle	dependent on room geometry						
6 Wall Anchor	dependent on room geometry						
Contura Block	dependent on room geometry						

### SYSTEM COMPONENTS 1/3

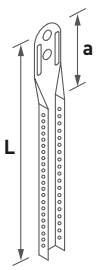
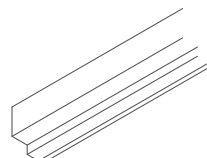
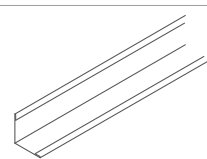
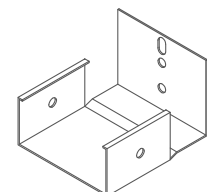

Illustration	Description	Specifications	Part no.	PU	Price [€]
	<b>No. 42/...</b> Contura Block	Height: Visible Width (a): Colour:			
	<b>No. 42/24</b>	8 mm 24 mm White	00050460	100	0.35/pce
	<b>No. 42/100</b>	8 mm 100 mm White	00057388	100	0.71/pce
	<b>No. 42/125</b>	8 mm 125 mm White	00057389	100	1.49/pce
	<b>No. 47G/38</b> Cross Tee 24 mm wide	Height: 38 mm visible side white			
4		Length: 1200 mm	00062036	50	2.57/m
		Length: 1250 mm	00046520	50	2.57/m
	<b>No. 47G/38/4S</b> Cross Tee for Slit Bandraster Profiles, butt-jointed	Height: 38 mm Width: 24 mm without module stamp visible side white	on request	dependent on length	on request
4		Length: variable to max. 2500 mm <sup>2</sup>			
	<b>No. 50/15</b> Shadow Wall Angle for Edges 6	Height: 33 mm Total Width: 30 mm Visible Width: 15 mm Thickness: 0.5 mm visible side white			
5		Length: 3050 mm	00017825	35	3.93/m

<sup>1</sup> When using Cross Tee no. 47G/38, Stock Item

<sup>2</sup> Maximum spans, see [brochure S 18d e](#)

# System S 18d - Bandura


## SYSTEM COMPONENTS 2/3

	Illustration	Description	Specifications	Part no.	PU	Price [€]
1		<b>No. 16/...</b> Hanger Extension (Nonius) suitable for no. 79/...	galvanised also available in longer lengths on request to nr. 16/100: punched throughout from no. 16/110: 504 mm perforated <b>a</b> approx. 36 mm			
		<b>No. 16/15</b>	L approx.: 123 mm	00001052	100	0.14/pce
		<b>No. 16/20</b>	L approx.: 171 mm	00001053	100	0.18/pce
		<b>No. 16/30</b>	L approx.: 273 mm	00001054	100	0.23/pce
		<b>No. 16/40</b>	L approx.: 376 mm	00001055	100	0.30/pce
		<b>No. 16/50</b>	L approx.: 476 mm	00001056	100	0.37/pce
		<b>No. 16/60</b>	L approx.: 576 mm	00001057	100	0.45/pce
		<b>No. 16/70</b>	L approx.: 676 mm	00001058	100	0.56/pce
		<b>No. 16/80</b>	L approx.: 776 mm	00001059	100	0.65/pce
		<b>No. 16/90</b>	L approx.: 876 mm	00001060	100	0.69/pce
		<b>No. 16/100</b>	L approx.: 976 mm	00001061	100	0.76/pce
		<b>No. 16/110</b>	L approx.: 1076 mm	00001062	25	0.92/pce
		<b>No. 16/120</b>	L approx.: 1176 mm	00001063	25	1.03/pce
		<b>No. 16/130</b>	L approx.: 1276 mm	00001064	25	1.08/pce
		<b>No. 16/140</b>	L approx.: 1376 mm	00001065	25	1.18/pce
		<b>No. 16/150</b>	L approx.: 1476 mm	00001066	25	1.27/pce
		<b>No. 16/160</b>	L approx.: 1576 mm	00001067	25	1.37/pce
<b>No. 16/170</b>	L approx.: 1676 mm	00001068	25	1.44/pce		
<b>No. 16/180</b>	L approx.: 1776 mm	00001069	25	1.52/pce		
<b>No. 16/190</b>	L approx.: 1876 mm	00001070	25	1.61/pce		
<b>No. 16/200</b>	L approx.: 1976 mm	00001071	25	1.75/pce		
5		<b>No. 50/22</b> Shadow Wall Angle for Edge 6	Height: 39 mm Total Width: 30 mm Visible Width: 15 mm Thickness: 1.0 mm			
			visible side white Length: 3000 mm	00036198	15	8.04/m
			visible side natural grey Length: 3000 mm	00091229	15	7.15/m
5		<b>No. 51/25</b> Wall Angle	Height: 25 mm Width: 25 mm Thickness: 1.0 mm			
			visible side white Length: 3000 mm	00033291	10	4.78/m
6		Wall Anchor <b>No. 75/100G</b> suitable for no. 80/100GS	galvanised Visible Width: 100 mm	00084264	25	0.95/pce
		<b>No. 75/125G</b> suitable for no. 80/125GS	Visible Width: 125 mm	00054631	25	1.02/pce
1		<b>No. 76</b> Safety Pin for Nonius Hanger	Length: 70 mm Thickness: 3 mm galvanised	00070412	100	0.16/pce

# System S 18d - Bandura

## SYSTEM COMPONENTS 3/3

	Illustration	Description	Specifications	Part no.	PU	Price [€]	
1		Nonius Hanger	Length: 120 mm galvanised				
		<b>No. 79/100</b> suitable for no. 80/100GS	Visible Width: 100 mm	00001310	100	0.54/pce	
		<b>No. 79/125</b> suitable for no. 80/125GS	Visible Width: 125 mm	00001311	100	0.63/pce	
2		Bandraster Profile slotted slotting as specified	Length: 3750 mm Height: 35 mm Thickness: 0.6 mm visible side white				
		<b>No. 80/100GS</b>	Visible Width: 100 mm	auf Anfage	8	auf Anfage	
		Surcharge for double slot: 0.70 €/pce Small-quantity surcharge for deliveries < 500 m: 170.00 €					
		<b>No. 80/125GS</b>	Visible Width: 125 mm	auf Anfage	4	auf Anfage	
Surcharge for double slot: 0.70 €/pce Small-quantity surcharge for deliveries < 500 m: 170.00 €							
3		Connector	Length: 200 mm galvanised				
		<b>No. 82/100G</b> suitable for no. 80/100GS	Visible Width: 100 mm	00054620	25	1.10/pce	
		<b>No. 82/125G</b> suitable for no. 80/125GS	Visible Width: 125 mm	00054621	25	1.38/pce	



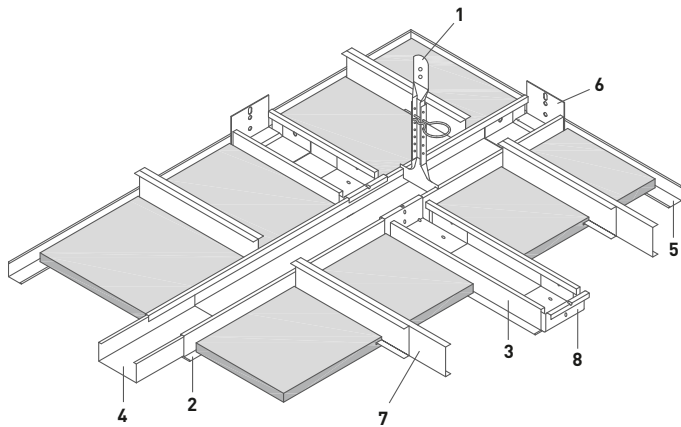
# GRID FOR ACOUSTIC TILES

## System S 18k – Cross Span Grid

■ OWAconstruct



### BANDRASTER, DEMOUNTABLE – 50-150 MM WIDE PROFILES



### COMPATIBLE WITH EDGE 1/3 TILES



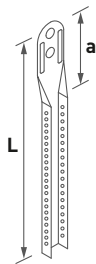
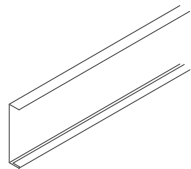
- Sinfonia c
- Sinfonia Privacy
- Constellation
- Cosmos/N

## System S 18k – Cross Span Grid

### QUANTITY REQUIREMENTS per m<sup>2</sup> for Suspension System

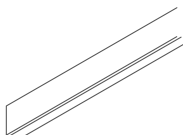
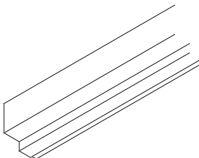
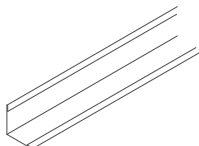
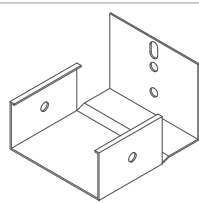

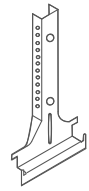
Construction Elements	Module Distance Bandraster Profile	
	1200 mm	1250 mm
1 Nonius Hanger	0.7 pcs	0.7 pcs
1 Hanger Extension	0.7 pcs	0.7 pcs
1 Safety Pin	0.7 pcs	0.7 pcs
2 Bandraster Profile	0.85 m	0.80 m
3 Bandraster Intermediate Profile	0.7 pcs	0.65 pcs
4 Connector	0.25 pcs	0.22 pcs
5 Wall Angle	dependent on room geometry	
6 Wall Anchor	dependent on room geometry	
7 Reinforcement Spline	depending on tile width	
8 Cross Connection	1.4 pcs	1.3 pcs

### SYSTEM COMPONENTS 1/3

Illustration	Description	Specifications	Part no.	PU	Price [€]
	<b>No. 16/...</b> Hanger Extension (Nonius) suitable for no. 79/...	galvanised also available in longer lengths on request to nr. 16/100: punched throughout from no. 16/110: 504 mm perforated <b>a</b> approx. 36 mm			
	<b>No. 16/15</b>	L approx.: 123 mm	00001052	100	0.14/pce
	<b>No. 16/20</b>	L approx.: 171 mm	00001053	100	0.18/pce
	<b>No. 16/30</b>	L approx.: 273 mm	00001054	100	0.23/pce
	<b>No. 16/40</b>	L approx.: 376 mm	00001055	100	0.30/pce
	<b>No. 16/50</b>	L approx.: 476 mm	00001056	100	0.37/pce
	<b>No. 16/60</b>	L approx.: 576 mm	00001057	100	0.45/pce
	<b>No. 16/70</b>	L approx.: 676 mm	00001058	100	0.56/pce
	<b>No. 16/80</b>	L approx.: 776 mm	00001059	100	0.65/pce
	<b>No. 16/90</b>	L approx.: 876 mm	00001060	100	0.69/pce
	<b>No. 16/100</b>	L approx.: 976 mm	00001061	100	0.76/pce
	<b>No. 16/110</b>	L approx.: 1076 mm	00001062	25	0.92/pce
	<b>No. 16/120</b>	L approx.: 1176 mm	00001063	25	1.03/pce
	<b>No. 16/130</b>	L approx.: 1276 mm	00001064	25	1.08/pce
	<b>No. 16/140</b>	L approx.: 1376 mm	00001065	25	1.18/pce
	<b>No. 16/150</b>	L approx.: 1476 mm	00001066	25	1.27/pce
	<b>No. 16/160</b>	L approx.: 1576 mm	00001067	25	1.37/pce
	<b>No. 16/170</b>	L approx.: 1676 mm	00001068	25	1.44/pce
	<b>No. 16/180</b>	L approx.: 1776 mm	00001069	25	1.52/pce
	<b>No. 16/190</b>	L approx.: 1876 mm	00001070	25	1.61/pce
<b>No. 16/200</b>	L approx.: 1976 mm	00001071	25	1.75/pce	
	<b>No. 36</b> C Profile	Height: 50 mm Width: 10 mm Thickness: 0.6 mm galvanised			
		Length: 1800 mm	00010464	20	2.33/m
		Length: 2000 mm	00001117	20	2.33/m
		Length: 2500 mm	00001118	20	2.33/m

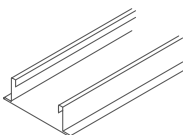
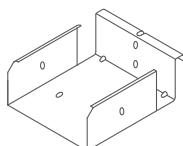
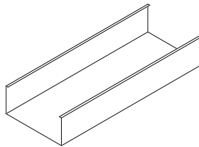
## System S 18k – Cross Span Grid

### SYSTEM COMPONENTS 2/3


	Illustration	Description	Specifications	Part no.	PU	Price [€]
7		<b>No. 37</b> L Profile	Height: 25 mm Width: 10 mm Thickness: 0.6 mm galvanised			
			Length: 1200 mm	00013740	50	1.66 m
			Length: 1250 mm	00001119	50	1.63/m
			Length: 1500 mm	00011382	50	1.63/m
5		<b>No. 50/22</b> Shadow Wall Angle	Height: 39 mm Total Width: 30 mm Visible Width: 15 mm Thickness: 1.0 mm			
			visible side white			
			Length: 3000 mm	00036198	15	8.04/m
5		<b>No. 51/25</b> Wall Angle	Height: 25 mm Width: 25 mm Thickness: 1.0 mm			
			visible side white			
			Length: 3000 mm	00033291	10	4.78/m
6		Wall Anchor	galvanised			
		<b>No. 75/125G</b> suitable for no. 80/125G	Visible Width: 125 mm	00054631	25	1.02/pce
		<b>No. 75/150G</b> suitable for no. 80/150G	Visible Width: 150 mm	00054632	25	1.14/pce
1		<b>No. 76</b> Safety Pin for Nonius Hanger	Length: 70 mm Thickness: 3 mm galvanised	00070412	100	0.16/pce
1		Nonius Hanger	Length: 120 mm galvanised			
		<b>No. 79/50</b> suitable for no. 80/50G	Visible Width: 50 mm	00001307	100	0.37/pce
		<b>No. 79/75</b> suitable for no. 80/75G	Visible Width: 75 mm	00001308	100	0.45/pce
		<b>No. 79/100</b> suitable for no. 80/100G	Visible Width: 100 mm	00001310	100	0.54/pce
		<b>No. 79/125</b> suitable for no. 80/125G	Visible Width: 125 mm	00001311	100	0.63/pce
		<b>No. 79/150</b> suitable for no. 80/150G	Visible Width: 150 mm	00001312	100	0.75/pce

## System S 18k – Cross Span Grid

### SYSTEM COMPONENTS 3/3

	Illustration	Description	Specifications	Part no.	PU	Price [€]
2		Bandraster Profile	Length: 3750 mm Height: 35 mm Thickness: 0.6 mm			
		<b>No. 80/50G</b>	visible side white			
			Visible Width: 50 mm	00041590	8	7.04/m
		<b>No. 80/75G</b>	visible side white			
			Visible Width: 75 mm	00041592	8	10.80/m
		<b>No. 80/100G</b>	visible side white			
	Visible Width: 100 mm	00040442	8	10.52/m		
	<b>No. 80/125G</b>	visible side white				
	Visible Width: 125 mm	00041594	4	10.27/m		
	<b>No. 80/150G</b>	visible side white				
	Visible Width: 150 mm	00041595	4	13.38/m		
8		Cross Connection	Length: 90 mm galvanised			
		<b>No. 81/50G</b> suitable for no. 80/50G	Visible Width: 50 mm	00054623	25	1.31/pce
		<b>No. 81/75G</b> suitable for no. 80/75G	Visible Width: 75 mm	00054624	25	1.38/pce
		<b>No. 81/100G</b> suitable for no. 80/100G	Visible Width: 100 mm	00054625	25	1.34/pce
		<b>No. 81/125G</b> suitable for no. 80/125G	Visible Width: 125 mm	00054626	25	1.56/pce
		<b>No. 81/150G</b> suitable for no. 80/150G	Visible Width: 150 mm	00054627	25	1.76/pce
4		Connector	Length: 200 mm galvanised			
		<b>No. 82/50G</b> suitable for no. 80/50G	Visible Width: 50 mm	00054618	25	0.65/pce
		<b>No. 82/75G</b> suitable for no. 80/75G	Visible Width: 75 mm	00054619	25	0.93/pce
		<b>No. 82/100G</b> suitable for no. 80/100G	Visible Width: 100 mm	00054620	25	1.10/pce
		<b>No. 82/125G</b> suitable for no. 80/125G	Visible Width: 125 mm	00054621	25	1.38/pce
		<b>No. 82/150G</b> suitable for no. 80/150G	Visible Width: 150 mm	00054622	25	1.63/pce

Bandraster in fixed lengths for use as Bandraster Cross Profiles available on request. For installation, two Cross Connectors no. 81/... are required per Bandraster Cross Profile. Installation to be carried out on site.



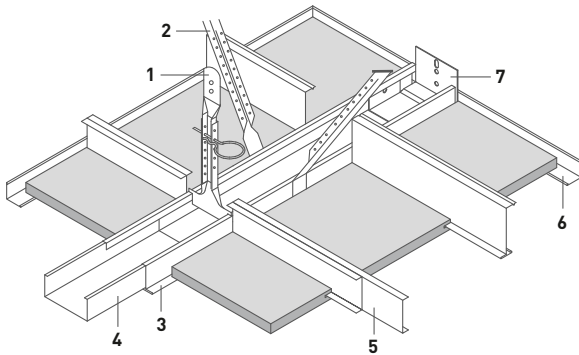
# GRID FOR ACOUSTIC TILES

## System S 18p – Parallel Bandraster

■ OWAconstruct



### BANDRASTER, DEMOUNTABLE – 50-150 MM WIDE PROFILES



### COMPATIBLE WITH EDGE 1/3 TILES



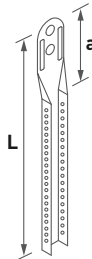
- Sinfonia c
- Sinfonia Privacy
- Constellation
- Cosmos/N

## System S 18p – Parallel Bandraster

### QUANTITY REQUIREMENTS per m<sup>2</sup> for Suspension System

Construction Elements	Module Distance Bandraster Profile		
	1500 mm	2000 mm	2500 mm
1 Nonius Hanger	0.7 pcs	0.7 pcs	0.7 pcs
1 Hanger Extension	0.7 pcs	0.7 pcs	0.7 pcs
1 Safety Pin	0.7 pcs	0.7 pcs	0.7 pcs
2 Angle Brace	0.7 pcs	0.7 pcs	0.7 pcs
3 Bandraster Profile	0.67 m	0.50 m	0.40 m
4 Connector	0.18 pcs	0.13 pcs	0.11 pcs
5 Intermediate Profile <sup>1</sup>			
for tile width 300 mm	2.22 pcs	1.67 pcs	1.33 pcs
for tile width 312.5 mm	2.13 pcs	1.60 pcs	1.28 pcs
for tile width 400 mm	1.67 pcs	1.25 pcs	1.00 pcs
6 Wall Angle	dependent on room geometry		
7 Wall Anchor	dependent on room geometry		

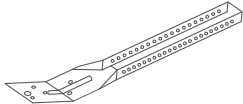
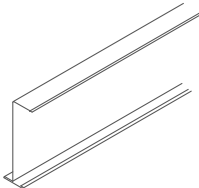
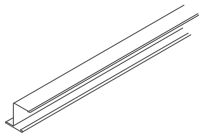
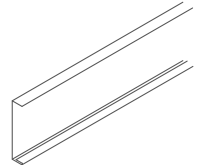
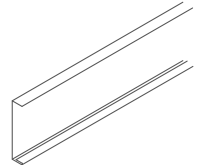
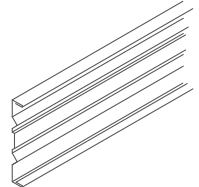
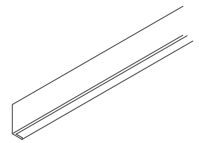
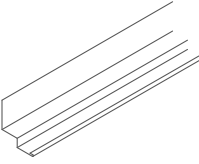
### SYSTEM COMPONENTS 1/4

Illustration	Description	Specifications	Part no.	PU	Price [€]
	<b>No. 16/...</b> Hanger Extension (Nonius) suitable for no. 79/...	galvanised also available in longer lengths on request to nr. 16/100: punched throughout from no. 16/110: 504 mm perforated <b>a</b> approx. 36 mm			
	<b>No. 16/15</b>	L approx.: 123 mm	00001052	100	0.14/pce
	<b>No. 16/20</b>	L approx.: 171 mm	00001053	100	0.18/pce
	<b>No. 16/30</b>	L approx.: 273 mm	00001054	100	0.23/pce
	<b>No. 16/40</b>	L approx.: 376 mm	00001055	100	0.30/pce
	<b>No. 16/50</b>	L approx.: 476 mm	00001056	100	0.37/pce
	<b>No. 16/60</b>	L approx.: 576 mm	00001057	100	0.45/pce
	<b>No. 16/70</b>	L approx.: 676 mm	00001058	100	0.56/pce
	<b>No. 16/80</b>	L approx.: 776 mm	00001059	100	0.65/pce
	<b>No. 16/90</b>	L approx.: 876 mm	00001060	100	0.69/pce
	<b>No. 16/100</b>	L approx.: 976 mm	00001061	100	0.76/pce
	<b>No. 16/110</b>	L approx.: 1076 mm	00001062	25	0.92/pce
	<b>No. 16/120</b>	L approx.: 1176 mm	00001063	25	1.03/pce
	<b>No. 16/130</b>	L approx.: 1276 mm	00001064	25	1.08/pce
	<b>No. 16/140</b>	L approx.: 1376 mm	00001065	25	1.18/pce
	<b>No. 16/150</b>	L approx.: 1476 mm	00001066	25	1.27/pce
	<b>No. 16/160</b>	L approx.: 1576 mm	00001067	25	1.37/pce
	<b>No. 16/170</b>	L approx.: 1676 mm	00001068	25	1.44/pce
	<b>No. 16/180</b>	L approx.: 1776 mm	00001069	25	1.52/pce
	<b>No. 16/190</b>	L approx.: 1876 mm	00001070	25	1.61/pce
<b>No. 16/200</b>	L approx.: 1976 mm	00001071	25	1.75/pce	

<sup>1</sup> The quantities are based on the corresponding length. Double quantities must be allowed for if using L or C Profiles.

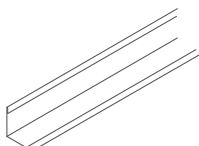
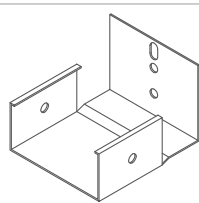

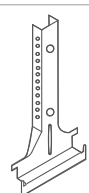
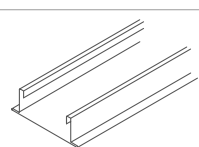
## System S 18p – Parallel Bandraster

### SYSTEM COMPONENTS 2/4

	Illustration	Description	Specifications	Part no.	PU	Price [€]
2		<b>No. 17/80</b> Lower Element for Triangular Reinforcement	Length: 190 mm galvanised	00001074	100	0.52/pce
5		<b>No. 19</b> Z Profile	Height: 70 mm Flange Width: 19 mm Thickness: 0.5 mm galvanised			
			Length: 2000 mm Length: 2500 mm	00001081 00001082	25 25	3.97/m 3.97/m
5		<b>No. 19/10</b> Z Profile	Height: 70 mm Flange Width: 19 mm Thickness: 0.6 mm galvanised			
			Length: 2000 mm Length: 2500 mm	00001088 00001086	10 10	on request 4.48/m
5		<b>No. 20</b> Z Profile	Height: 21 mm Flange Width: 19 mm Thickness: 0.5 mm Length: 3000 mm galvanised	00036196	25	2.00/m
5		<b>No. 36</b> C Profile	Height: 50 mm Width: 10 mm Thickness: 0.6 mm galvanised			
			Length: 1800 mm Length: 2000 mm Length: 2500 mm	00010464 00001117 00001118	20 20 20	2.33/m 2.33/m 2.33/m
5		<b>No. 36/70</b> C Profile	Height: 70 mm Width: 10 mm Thickness: 0.6 mm galvanised			
			Length: 2000 mm Length: 2500 mm	00001525 00001661	20 20	2.93/m 2.93/m
5		<b>No. 37</b> L Profile	Height: 25 mm Width: 10 mm Thickness: 0.6 mm galvanised			
			Length: 1200 mm Length: 1250 mm Length: 1500 mm	00013740 00001119 00011382	50 50 50	1.66 m 1.63/m 1.63/m
6		<b>No. 50/22</b> Shadow Wall Angle	Height: 39 mm Total Width: 30 mm Visible Width: 15 mm Thickness: 1.0 mm			
			visible side white Length: 3000 mm	00036198	15	8.04/m
			visible side natural grey Length: 3000 mm	00091229	15	7.15/m

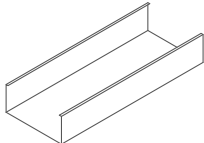
## System S 18p – Parallel Bandraster

### SYSTEM COMPONENTS 3/4

	Illustration	Description	Specifications	Part no.	PU	Price [€]
6		<b>No. 51/25</b> Wall Angle	Height: 25 mm Width: 25 mm Thickness: 1.0 mm visible side white Length: 3000 mm	00033291	10	4.78/m
7		Wall Anchor <b>No. 75/50G</b> suitable for no. 80/50G <b>No. 75/75G</b> suitable for no. 80/75G <b>No. 75/100G</b> suitable for no. 80/100G <b>No. 75/125G</b> suitable for no. 80/125G <b>No. 75/150G</b> suitable for no. 80/150G	galvanised Visible Width: 50 mm Visible Width: 75 mm Visible Width: 100 mm Visible Width: 125 mm Visible Width: 150 mm	00054628 00054629 00084264 00054631 00054632	25 25 25 25 25	0.79/pce 0.98/pce 0.95/pce 1.02/pce 1.14/pce
1		<b>No. 76</b> Safety Pin for Nonius Hanger	Length: 70 mm Thickness: 3 mm galvanised	00070412	100	0.16/pce
1		Nonius Hanger <b>No. 79/50</b> suitable for no. 80/50G <b>No. 79/75</b> suitable for no. 80/75G <b>No. 79/100</b> suitable for no. 80/100G <b>No. 79/125</b> suitable for no. 80/125G <b>No. 79/150</b> suitable for no. 80/150G	Length: 120 mm galvanised Visible Width: 50 mm Visible Width: 75 mm Visible Width: 100 mm Visible Width: 125 mm Visible Width: 150 mm	00001307 00001308 00001310 00001311 00001312	100 100 100 100 100	0.37/pce 0.45/pce 0.54/pce 0.63/pce 0.75/pce
3		Bandraster Profile <b>No. 80/50G</b> <b>No. 80/75G</b> <b>No. 80/100G</b> <b>No. 80/125G</b> <b>No. 80/150G</b>	Length: 3750 mm Height: 35 mm Thickness: 0.6 mm visible side white Visible Width: 50 mm visible side white Visible Width: 75 mm visible side white Visible Width: 100 mm visible side natural grey Visible Width: 100 mm visible side white Visible Width: 125 mm visible side white Visible Width: 150 mm	00041590 00041592 00040442 00091225 00041594 00041595	8 8 8 8 4 4	7.04/m 10.80/m 10.52/m 13.00/m 10.27/m 13.38/m

## System S 18p – Parallel Bandraster

### SYSTEM COMPONENTS 4/4


Illustration	Description	Specifications	Part no.	PU	Price [€]
 4	Connector	Length: 200 mm galvanised			
	<b>No. 82/50G</b> suitable for no. 80/50G	Visible Width: 50 mm	00054618	25	0.65/pce
	<b>No. 82/75G</b> suitable for no. 80/75G	Visible Width: 75 mm	00054619	25	0.93/pce
	<b>No. 82/100G</b> suitable for no. 80/100G	Visible Width: 100 mm	00054620	25	1.10/pce
	<b>No. 82/125G</b> suitable for no. 80/125G	Visible Width: 125 mm	00054621	25	1.38/pce
	<b>No. 82/150G</b> suitable for no. 80/150G	Visible Width: 150 mm	00054622	25	1.63/pce

### MAXIMUM RANGES OF EXTENSION in mm

	Product no.	Section Description (visible side)	Web Height in mm	Material Thickness in mm	up to 312.5 mm		up to 400 mm	
					15 mm	20 mm	15 mm	20 mm
nicht demontierbar	No. 20	Z Profile (galvanised)	21	0.5	1490	1400	1410	1330
	No. 19	Z Profile (galvanised)	70	0.5	2500	2500	2500	2500
	No. 19/10	Z Profile (galvanised)	70	0.6	2500	2500	2500	2500
demontierbar	No. 37	L Profile (galvanised)	25	0.6	1600	1510	1520	1430
	No. 36	C Profile (galvanised)	50	0.6	2500	2500	2500	2500
	No. 36/70	C Profile (galvanised)	70	0.6	2500	2500	2500	2500

**Note:** The aforementioned OWA width span recommendation for free-floating systems limits the maximum profile deflection to 2.5 mm for appearance reasons. If the permissible deflection for class 1 (max. deflection 4.0 mm or L/500) as per EN 13964 is applicable, we ask that you contact our consulting department OWAconsult.





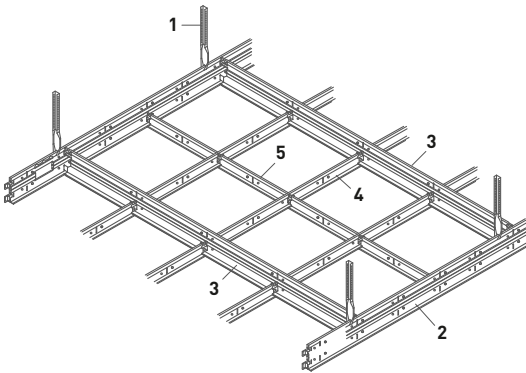
# GRID FOR ACOUSTIC TILES

Type 8550

■ OWAconstruct



WIDE-SPAN PROFILES, VISIBLE, DEMOUNTABLE – 24 MM WIDE PROFILES



COMPATIBLE WITH EDGE 3 TILES  OR EDGE 6 TILES 

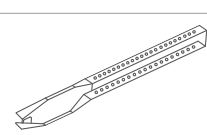
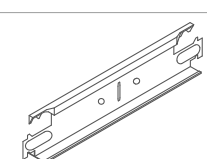
Bolero	Sinfonia Silencia	Janus
Brillianto100	OWAcolor / OWAcolor concept	Harmony
Sinfonia	Constellation	Plain
Sinfonia Grey/Black	Cosmos/N	NEW Sandila/N
Sinfonia Privacy	Cosmos/O	NEW Sandila NRC
Sinfonia Reflecta	Finetta	

# Type 8550

## QUANTITY REQUIREMENTS AND BOTTOM EDGE GUIDE PRICE

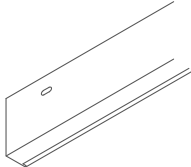
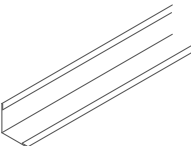

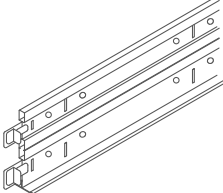
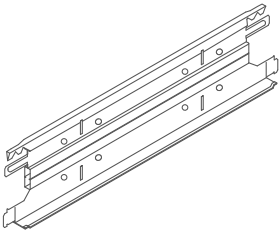
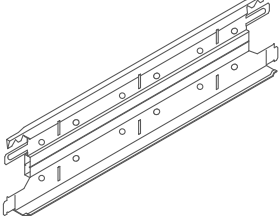
depending on the installation method, see [brochure 9608 e](#).

### SYSTEM COMPONENTS 1/2

	Illustration	Description	Specifications	Part no.	PU	Price [€]
1		<b>No. 16/...</b> Hanger Extension (Nonius) suitable for no. 79/...	galvanised also available in longer lengths on request to nr. 16/100: punched throughout from no. 16/110: 504 mm perforated <b>a</b> approx. 36 mm			
		<b>No. 16/15</b>	<b>L</b> approx.: 123 mm	00001052	100	0.14/pce
		<b>No. 16/20</b>	<b>L</b> approx.: 171 mm	00001053	100	0.18/pce
		<b>No. 16/30</b>	<b>L</b> approx.: 273 mm	00001054	100	0.23/pce
		<b>No. 16/40</b>	<b>L</b> approx.: 376 mm	00001055	100	0.30/pce
		<b>No. 16/50</b>	<b>L</b> approx.: 476 mm	00001056	100	0.37/pce
		<b>No. 16/60</b>	<b>L</b> approx.: 576 mm	00001057	100	0.45/pce
		<b>No. 16/70</b>	<b>L</b> approx.: 676 mm	00001058	100	0.56/pce
		<b>No. 16/80</b>	<b>L</b> approx.: 776 mm	00001059	100	0.65/pce
		<b>No. 16/90</b>	<b>L</b> approx.: 876 mm	00001060	100	0.69/pce
		<b>No. 16/100</b>	<b>L</b> approx.: 976 mm	00001061	100	0.76/pce
		<b>No. 16/110</b>	<b>L</b> approx.: 1076 mm	00001062	25	0.92/pce
		<b>No. 16/120</b>	<b>L</b> approx.: 1176 mm	00001063	25	1.03/pce
		<b>No. 16/130</b>	<b>L</b> approx.: 1276 mm	00001064	25	1.08/pce
		<b>No. 16/140</b>	<b>L</b> approx.: 1376 mm	00001065	25	1.18/pce
		<b>No. 16/150</b>	<b>L</b> approx.: 1476 mm	00001066	25	1.27/pce
		<b>No. 16/160</b>	<b>L</b> approx.: 1576 mm	00001067	25	1.37/pce
		<b>No. 16/170</b>	<b>L</b> approx.: 1676 mm	00001068	25	1.44/pce
		<b>No. 16/180</b>	<b>L</b> approx.: 1776 mm	00001069	25	1.52/pce
		<b>No. 16/190</b>	<b>L</b> approx.: 1876 mm	00001070	25	1.61/pce
<b>No. 16/200</b>	<b>L</b> approx.: 1976 mm	00001071	25	1.75/pce		
1		<b>No. 17/45</b> Hanger	Length: 178 mm Maximum load: 0.40 kN galvanised	00062084	100	0.75/pce
5		<b>No. 46G/38</b> Cross Tee 24 mm wide	Height: 38 mm			
			visible side white			
			Length: 600 mm	00059866	75	2.57/m
			Length: 625 mm	00046521	75	2.57/m
4		<b>No. 47G/38</b> Cross Tee 24 mm wide	Height: 38 mm			
			visible side white			
			Length: 1200 mm	00062036	50	2.57/m
			Length: 1250 mm	00046520	50	2.57/m

# Type 8550


## SYSTEM COMPONENTS 2/2

	Illustration	Description	Specifications	Part no.	PU	Price [€]
		<b>No. 51/20</b> Wall Angle	Height: 50 mm Width: 20 mm Thickness: 1.0 mm visible side white Length: 3000 mm	00001255	10	6.33/m
			visible side natural grey Length: 3000 mm	00091226	10	6.65/m
		<b>No. 51/25</b> Wall Angle	Height: 25 mm Width: 25 mm Thickness: 1.0 mm visible side white Length: 3000 mm	00033291	10	4.78/m
1		<b>No. 76</b> Safety Pin for Nonius Hanger	Length: 70 mm Thickness: 3 mm galvanised	00070412	100	0.16/pce
2		<b>No. 8550G</b> Wide-Span Main Tee	for 4200 mm: first slot at 150 mm, each additional slot at 300 mm for 4375 mm: first slot at 156.25 mm, each additional slot at 312.5 mm Height: 75 mm Width: 24 mm Thickness: 0.5 mm visible side white Length: 4200 mm Length: 4375 mm	00050444 00047552	8 8	9.08/m <sup>1</sup> 9.08/m
3		<b>No. 8556G</b> Wide-Span Cross Tee joggled	Height: 75 mm Width: 24 mm Thickness: 0.5 mm visible side white Length: 1800 mm Length: 1875 mm	00047516 00047517	12 12	on request <sup>1</sup> on request
3		<b>No. 8558G</b> Wide-Span Cross Tee joggled	Height: 75 mm Width: 24 mm Thickness: 0.5 mm visible side white Length: 2400 mm Length: 2500 mm	00047518 00047519	12 12	9.08/m <sup>1</sup> 9.08/m <sup>1</sup>

See [brochure 9608 e](#) as well as [Installation Instructions 9801 e](#) for Wide-Span Profiles Type 8550

<sup>1</sup> Set-up costs for orders below 200 €: 150.00 €





# GRID FOR ACOUSTIC TILES

Type 6500

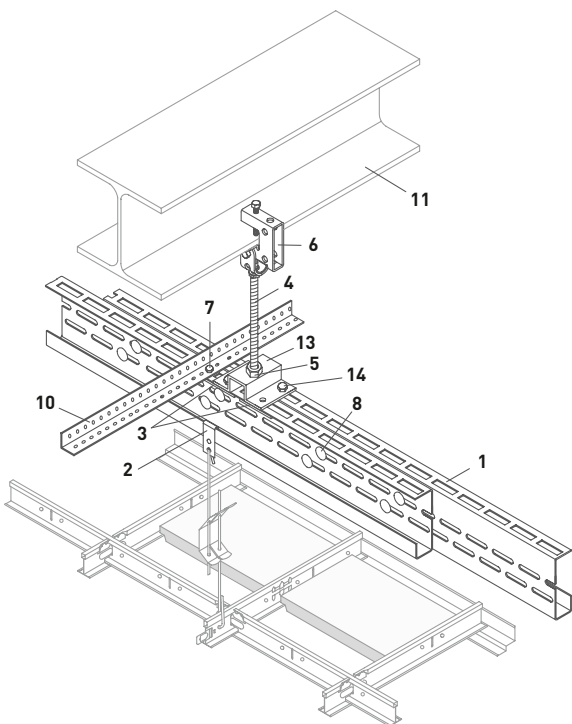
■ OWAconstruct



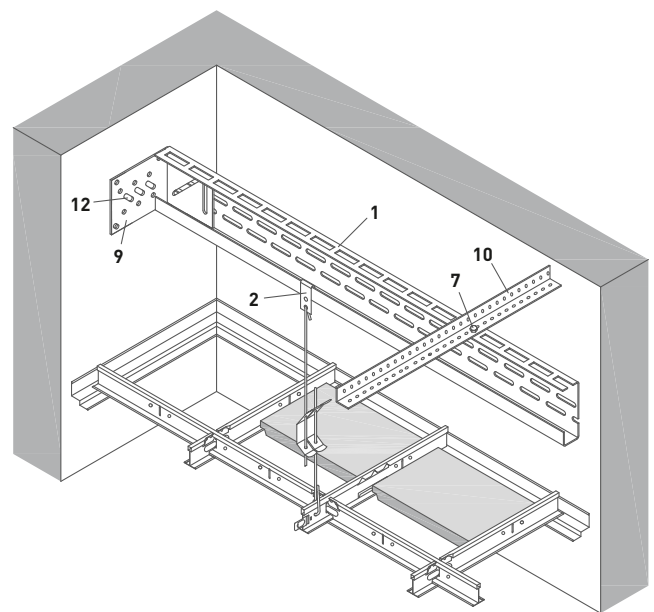
## WIDE-SPAN PROFILES

All OWAconstruct Systems can be hung from our Type 6500 Wide-Span Profiles.

Continuous beam:



Beam supported on two columns:



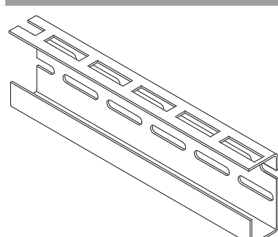


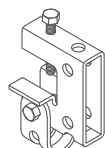


## Type 6500

It is not always possible to suspend OWA Ceiling Systems directly from the existing unfinished ceiling or roof structure. When existing structures cannot bear any additional weight from a suspended ceiling, or spans that are too large to be bridged with standard versions of the OWA Ceiling Systems, OWAconstruct Wide Span Profiles can be used. In addition to the exposed OWAconstruct System Type 8550 ([see brochure 9608 e](#)), our Wide-Span Profiles, System Type 6500, can be used in such areas.

Design details, span widths and module distances, etc.: see [brochure 9607 e](#) for C Wide-Span Profile, Type 6500, as well as [Installation Instructions 9801 e](#).

Construction Elementss	
1	C-Shaped Wide Span Beam Profile no. 6500
2	Suspension Clamp no. 6510
3	Groand Plate no. 6520 (2 pcs per Hanger, diagonally offset)
4	Threaded Rod M10 (on site)
5	Nut M10 and Washer M10 (on site)
6	Suspension Clamp no. 6530
7	Self-Tapping Screw no. 6540
8	Mounting Set no. 6550
9	Wall Fixing Angle no. 6560
10	Grid Angle no. 6570
11	Steel Beam
12	Fasteners according to structural requirements and manufacturer's specifications
13	Adapter no. 6580 for suspension of Double Beams
14	M8 x 30 mm Screw, M8 Nut and Washer provided on site (2 pcs per Suspension, arranged diagonally offset)

## SYSTEM COMPONENTS 1/2


	Illustration	Description	Specifications	Part no.	PU	Price [€]
1		<b>No. 6500</b> C-Shaped Wide Span Beam Profile	Height: 102 mm Width: 32 mm Material Thickness: 2 mm Length: 4000 mm Length: 6000 mm	00060699 00060709	loose loose	23.95/m 23.95/m
2		<b>No. 6510</b> Suspension Clamp	Maximum load: 0.25 kN	00067312	100	4.19/pce
3		<b>No. 6520</b> Groand Plate	Dimension: 60 x 28 x 5 mm Drilling: Ø 10.5 mm	00067313	25	4.77/pce
6		<b>No. 6530</b> Suspension Clamp with joint	Steel galvanised	00067314	loose	43.40/pce
7		<b>No. 6540</b> Self-Tapping Screw	Ø 6.3 mm x 19 mm	00067315	500	0.27/pce
8		<b>No. 6550</b> Mounting Set	M 8 x 20 mm Screw, Shim and Nut	00067316	100	0.27/pce

# Type 6500

## SYSTEM COMPONENTS 2/2

	Illustration	Description	Specifications	Part no.	PU	Price [€]
9		<b>No. 6560</b> Wall Fixing Angle	118 x 97 x 97 x 3 mm Boreholes and Slotted Holes for M 8	00067317	25	13.07/pce
10		<b>No. 6570</b> Grid Angle	28 x 28 x 2 mm Length: 4000 mm	00067318	8	5.98/m
13		<b>No. 6580</b> Adapter	Length: 94 mm Width: 67 mm Total Hight: 28 mm Borehole for Threaded Rod M 10 4 x Drilling: Ø 8.5 mm	00067319	loose	22.75/pce
6		<b>No. 6590</b> Suspension Clamp without Joint	galvanised sheet steel	00095504	loose	13.90/pce





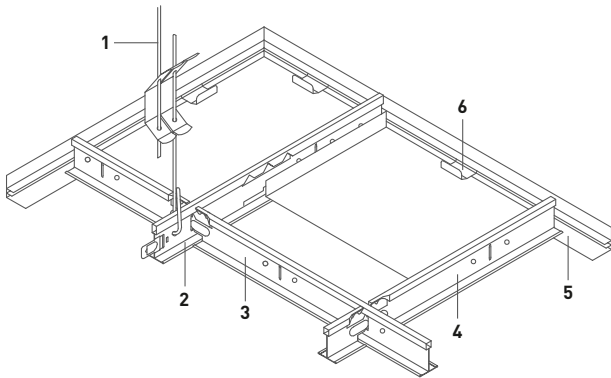
# GRID FOR METAL TILES

## System S 33

■ OWAconstruct



VISIBLE, DEMOUNTABLE – 24 MM WIDE PROFILES



COMPATIBLE WITH EDGE 03 , EDGE 04  OR EDGE 07  TILES

- L0 – unperforated
- Rg0702
- Rg2516
- Rd1522

Additional Perforations and Mesh available on request.

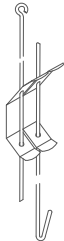

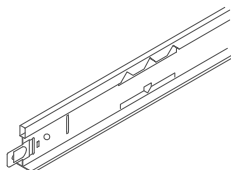
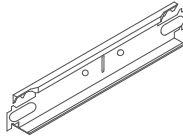
## System S 33

### QUANTITY REQUIREMENTS AND BOTTOM EDGE GUIDE PRICE per m<sup>2</sup> for Suspension System

Construction Elements		Module Size 625 x 625 mm Main Tee Spacing	
		625 mm	1250 mm
1	Adjustable Hanger	1.1 pcs	0.7 pcs
2	Main Tee	1.6 m	0.8 m
3	Cross Tee, long	-	1.6 m
4	Cross Tee, short	1.6 m	0.8 m
5	Wall Angle	dependent on room geometry	
6	Wall Spring Clip	dependent on room geometry	
<b>Grid-GP, approx. [€/m<sup>2</sup>]</b>		6.38	6.24

plus Wall Angle and Wall Spring Clip

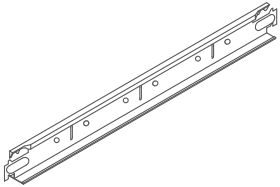
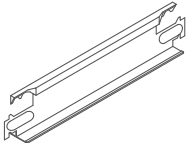
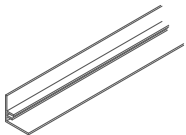
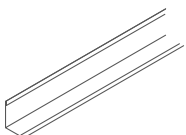
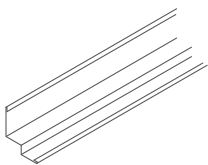
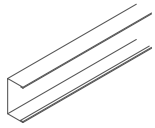
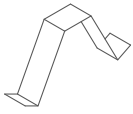
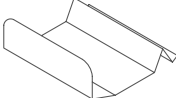
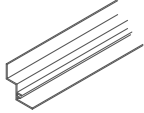
### SYSTEM COMPONENTS 1/3

	Illustration	Description	Specifications	Part no.	PU	Price [€]
1		<b>No. 12/.../2<sup>1</sup></b> Adjustable Hanger with Double Tension Springs double-wire, pre-mounted	Diameter: 4 mm Maximum load: 0.25 kN Eye/Hook			
		<b>No. 12/30/2</b>	Tension range: 270 mm	00075052	100	0.36/pce
		<b>No. 12/60/2</b>	Tension range: 570 mm	00075698	100	0.47/pce
		<b>No. 12/100/2</b>	Tension range: 970 mm	00075053	100	0.62/pce
		<b>No. 12/125/2</b>	Tension range: 1220 mm	00076042	100	0.79/pce
		<b>No. 12/150/2</b>	Tension range: 1470 mm	00076043	100	0.90/pce
		<b>No. 12/175/2</b>	Tension range: 1720 mm	00076044	100	1.02/pce
		<b>No. 12/200/2</b>	Tension range: 1970 mm	00076045	100	1.09/pce
		<b>No. 42/24K8</b> Contura Block	Height: Visible Width (a): Colour: 8 mm 24 mm White	00066078	100	0.34/pce
2		<b>No. 45</b> Main Tee 24 mm wide	Height: 38 mm			
			visible side white			
			Length: 3700 mm	00066014	25	1.87/m
			Length: 3750 mm	00066011	25	1.87/m
4		<b>No. 46</b> Cross Tee 24 mm wide, butt-jointed	Height: 32 mm			
			visible side white			
			Length: 600 mm	00059103	75	1.87/m
			Length: 625 mm	00059095	75	1.87/m

<sup>1</sup> Attention: A wire projection of at least 15 mm must be maintained at the spring.

# System S 33

## SYSTEM COMPONENTS 2/3



	Illustration	Description	Specifications	Part no.	PU	Price [€]
3		<b>No. 47</b> Cross Tee 24 mm wide, butt-jointed	Height: 32 mm visible side white Length: 1200 mm Length: 1250 mm	00066016 00066013	50 50	1.87/m 1.87/m
		<b>No. 48</b> Cross Tee 24 mm wide, butt-jointed	Height: 32 mm visible side white <sup>1</sup> Length: 300 mm Length: 312.5 mm Length: 400 mm	00067732 00065824 00063960	75 75 75	2.81/pce 2.74/pce 2.34/pce
5		<b>No. 50F</b> Wall Angle F-Shaped	Height: 25 mm Width: 25 mm Thickness: 1.2 mm Material: Alu visible side powder-coated white (similar RAL 9003)	00085327	10	4.25/m
5		<b>No. 50G</b> Wall Angle	Height: 24 mm Width: 19 mm Thickness: 0.5 mm visible side white <sup>1</sup>	00066368	40	1.35/m
5		<b>No. 50/15</b> Shadow Wall Angle	Height: 33 mm Total Width: 30 mm Visible Width: 15 mm Thickness: 0.5 mm visible side white	00017825	35	3.93/m
5		<b>No. 57</b> Wall Angle C-Shaped	Height: 40 mm Width: 20 mm Thickness: 0.5 mm visible side white	00057684	16	4.42/m
6		<b>No. 5210</b> Wall Spring Clip	Width: 16 mm Length: 82 mm corrosion-resistant	00085624	500	0.39/pce
6		<b>No. 5220</b> Wall Spring Clip for all F-Shaped Wall Angles Alu	Width: 37 mm Length: 40 mm	00069431	100	0.34/pce
5		<b>No. 5620F</b> Shadow Wall Angle F-Shaped	Total Height: 40 mm Joint Depth: 20 mm Total Width: 45 mm Visible Width: 25 mm Thickness: 1.2 mm Material: Alu visible sides powder-coated white (similar RAL 9003)	00085631	10	10.30/m


<sup>1</sup> Other colours and lengths available on request

## System S 33

---

### SYSTEM COMPONENTS 3/3

	Illustration	Description	Specifications	Part no.	PU	Price [€]
6		<b>No. 99009</b> Wall Spring Clip	galvanised	00083152	100	0.81/pce
6		<b>No. 99010</b> Wall Spring Clip for Shadow Wall Angle no. 50/15	galvanised	00083153	100	0.71/pce



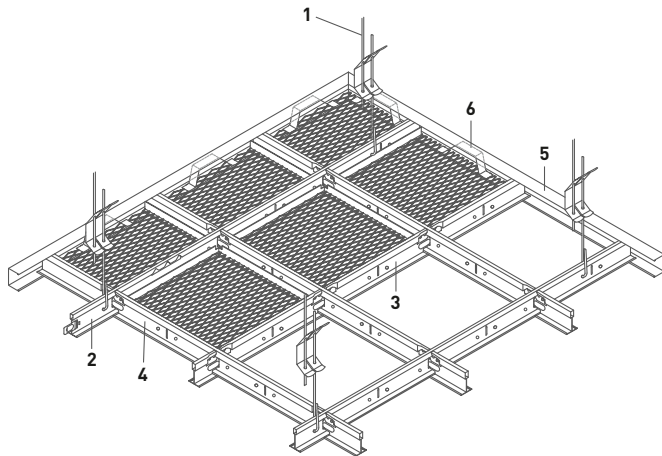
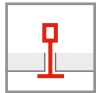
# GRID FOR METAL TILES

## System S 33 Mesh

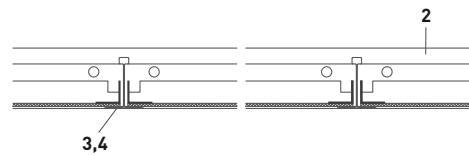
■ OWAconstruct



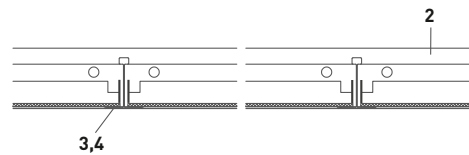
### MESH VISIBLE, DEMOUNTABLE – 24 MM WIDE PROFILES



**Type D**



**Type E**



### COMPATIBLE WITH EDGE 03 TILES

- Mesh R 16 x 8
- Mesh R 30 x 10
- Mesh R 42 x 13
- Mesh R 60 x 20

Additional Perforations and Mesh available on request.

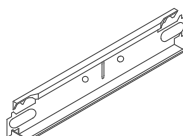
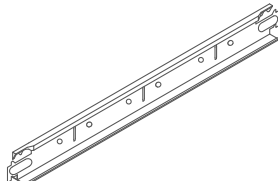
## System S 33 Mesh

### QUANTITY REQUIREMENTS AND BOTTOM EDGE GUIDE PRICE per m<sup>2</sup> for Suspension System

Construction Elements		Module Size 625 x 625 mm Main Tee Spacing	
		625 mm	1250 mm
1	Adjustable Hanger	1.1 pcs	0.7 pcs
2	Main Tee	1.6 m	0.8 m
3	Cross Tee, long	-	1.6 m
4	Cross Tee, short	1.6 m	0.8 m
5	Wall Angle	dependent on room geometry	
6	Wall Spring Clip	dependent on room geometry	
<b>Grid-GP, approx. [€/m<sup>2</sup>]</b>		6.38	6.24

plus Wall Angle and Wall Spring Clip

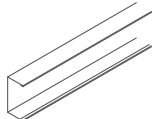

### SYSTEM COMPONENTS 1/2

	Illustration	Description	Specifications	Part no.	PU	Price [€]
1		<b>No. 12/.../2<sup>1</sup></b> Adjustable Hanger with Double Tension Springs double-wire, pre-mounted	Diameter: 4 mm Maximum load: 0.25 kN Eye/Hook			
		<b>No. 12/30/2</b>	Tension range: 270 mm	00075052	100	0.36/pce
		<b>No. 12/60/2</b>	Tension range: 570 mm	00075698	100	0.47/pce
		<b>No. 12/100/2</b>	Tension range: 970 mm	00075053	100	0.62/pce
		<b>No. 12/125/2</b>	Tension range: 1220 mm	00076042	100	0.79/pce
		<b>No. 12/150/2</b>	Tension range: 1470 mm	00076043	100	0.90/pce
		<b>No. 12/175/2</b>	Tension range: 1720 mm	00076044	100	1.02/pce
		<b>No. 12/200/2</b>	Tension range: 1970 mm	00076045	100	1.09/pce
2		<b>No. 45</b> Main Tee 24 mm wide	Height: 38 mm visible side white			
			Length: 3700 mm	00066014	25	1.87/m
			Length: 3750 mm	00066011	25	1.87/m
4		<b>No. 46</b> Cross Tee 24 mm wide, butt-jointed	Height: 32 mm visible side white			
			Length: 600 mm	00059103	75	1.87/m
			Length: 625 mm	00059095	75	1.87/m
3		<b>No. 47</b> Cross Tee 24 mm wide, butt-jointed	Height: 32 mm visible side white			
			Length: 1200 mm	00066016	50	1.87/m
			Length: 1250 mm	00066013	50	1.87/m


<sup>1</sup> Attention: A wire projection of at least 15 mm must be maintained at the spring.

## System S 33 Mesh

### SYSTEM COMPONENTS 2/2

	Illustration	Description	Specifications	Part no.	PU	Price [€]
5		<b>No. 57</b> Wall Angle C-Shaped	Height: 40 mm Width: 20 mm Thickness: 0.5 mm  visible side white			
			Length: 3050 mm	00057684	16	4.42/m
6		<b>No. 5210</b> Wall Spring Clip	Width: 16 mm Length: 82 mm corrosion-resistant	00085624	500	0.39/pce





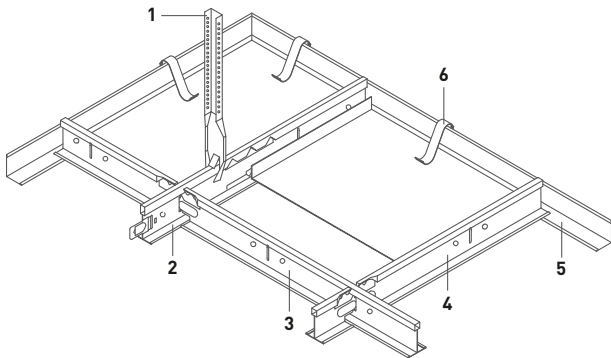
## GRID FOR METAL TILES

System S 33e with increased corrosion protection

■ OWAconstruct



VISIBLE, DEMOUNTABLE – 24 MM WIDE PROFILES



COMPATIBLE WITH EDGE 03 TILE 

L0 – unperforated

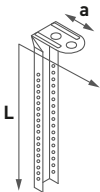
## System S 33e with increased corrosion protection

### QUANTITY REQUIREMENTS AND BOTTOM EDGE GUIDE PRICE per m<sup>2</sup> for Suspension System

Construction Elements		Module Size 625 x 625 mm Main Tee Spacing	
		625 mm	1250 mm
1	Nonius Hanger	1.1 pcs	0.7 pcs
1	Hanger Extension	1.1 pcs	0.7 pcs
1	Hanger Intermediate Element	1.1 pcs	0.7 pcs
1	Hanger Lower Element	1.1 pcs	0.7 pcs
1	Safety Pin	1.1 pcs	0.7 pcs
2	Main Tee	1.6 m	0.8 m
3	Cross Tee, long	-	1.6 m
4	Cross Tee, short	1.6 m	0.8 m
5	Wall Angle	dependent on room geometry	
6	Wall Spring Clip	dependent on room geometry	
<b>Grid-GP, approx. [€/m<sup>2</sup>]</b>		27.30	25.98


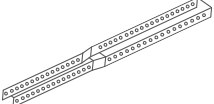
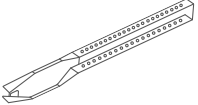
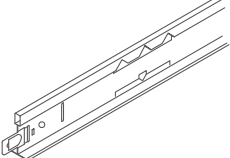
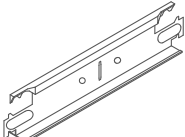
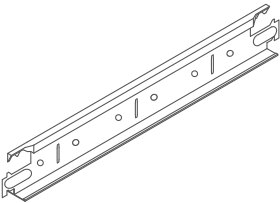
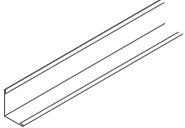




plus Wall Angle and Wall Spring Clip and, if required, Hanger Extension, Intermediate Element, Lower Element and Safety Pin

### SYSTEM COMPONENTS 1/2


Illustration	Description	Specifications	Part no.	PU	Price [€]
	<b>No. 16/...KB</b> Hanger Extension (Nonius) suitable for no. 09/45KB and 17/45KB	galvanised/black also available in longer lengths on request corrosion-resistant (KB) to nr. 16/100: punched throughout from no. 16/110: 504 mm perforated <b>a</b> approx. 36 mm			
	<b>No. 16/15KB</b>	L approx.: 123 mm	00053436	50	3.52/pce
	<b>No. 16/20KB</b>	L approx.: 171 mm	00052860	50	3.91/pce
	<b>No. 16/30KB</b>	L approx.: 273 mm	00053438	50	4.46/pce
	<b>No. 16/40KB</b>	L approx.: 376 mm	00053097	50	5.09/pce
	<b>No. 16/50KB</b>	L approx.: 476 mm	00053439	50	5.67/pce
	<b>No. 16/60KB</b>	L approx.: 576 mm	00053440	50	6.28/pce
	<b>No. 16/70KB</b>	L approx.: 676 mm	00053200	50	6.86/pce
	<b>No. 16/80KB</b>	L approx.: 776 mm	00053441	50	7.52/pce
	<b>No. 16/90KB</b>	L approx.: 876 mm	00047135	50	8.19/pce
	<b>No. 16/100KB</b>	L approx.: 976 mm	00053442	50	8.82/pce
	<b>No. 16/110KB</b>	L approx.: 1076 mm	00053202	25	9.43/pce
	<b>No. 16/120KB</b>	L approx.: 1176 mm	00053443	25	10.24/pce
	<b>No. 16/130KB</b>	L approx.: 1276 mm	00053204	25	11.30/pce
	<b>No. 16/140KB</b>	L approx.: 1376 mm	00053463	25	11.96/pce
	<b>No. 16/150KB</b>	L approx.: 1476 mm	00053464	25	12.84/pce
	<b>No. 16/160KB</b>	L approx.: 1576 mm	00053465	25	13.65/pce
	<b>No. 16/170KB</b>	L approx.: 1676 mm	00053466	25	14.44/pce
	<b>No. 16/180KB</b>	L approx.: 1776 mm	00053467	25	15.27/pce
	<b>No. 16/190KB</b>	L approx.: 1876 mm	00053468	25	16.04/pce
<b>No. 16/200KB</b>	L approx.: 1976 mm	00053469	25	16.79/pce	

## System S 33e with increased corrosion protection

### SYSTEM COMPONENTS 2/2

	Illustration	Description	Specifications	Part no.	PU	Price [€]
1		<b>No. 09/45KB</b> Hanger Lower Element suitable for no. 45KB	Length: 50 mm galvanised/black Höchstbelastung 0.25 kN corrosion-resistant (KB)	00052859	50	2.99/pce
1		<b>No. 16KB</b> Nonius Extension, Intermediate Element	Length: 200 mm galvanised/black Maximum load: 0.25 kN corrosion-resistant (KB) Extension max.: 160 mm	00053411	50	3.51/pce
1		<b>No. 17/45KB</b> Nonius Hanger suitable for no. 45KB	Length: 190 mm galvanised/black Maximum load: 0.40 kN corrosion-resistant (KB)	00047134	50	3.29/pce
2		<b>No. 45KB</b> Main Tee 24 mm wide	Height: 38 mm corrosion-resistant visible side white Length: 3600 mm Length: 3750 mm	00070723 00070722	25 25	7.40/m 7.40/m
4		<b>No. 46KB</b> Cross Tee 24 mm wide, butt-jointed	Height: 38 mm corrosion-resistant visible side white Length: 600 mm Length: 625 mm	00070724 00070720	75 75	7.40/m 7.40/m
3		<b>No. 47KB</b> Cross Tee 24 mm wide, butt-jointed	Height: 38 mm corrosion-resistant visible side white Length: 1200 mm Length: 1250 mm	00070725 00070721	50 50	7.40/m 7.40/m
5		<b>No. 50KB</b> Wall Angle	Height: 24 mm Width: 24 mm Thickness: 0.5 mm corrosion-resistant visible side white Length: 3050 mm	00070726	40	5.57/m
1		<b>No. 76KB</b> Safety Pin for Nonius Hanger	Length: Approx 70 mm Thickness: 2.5 mm galvanised/black corrosion-resistant (KB)	00052861	100	1.61/pce
		<b>No. 99/18KB</b>  2-Component Touch-Up Paint	760 ml Can + Hardener <b>Important: Reactive Hardener</b> only mix the the desired amount Colour: Black	00053001	1	109.35/pce
6		<b>No. 99009</b> Wall Spring Clip	galvanised	00083152	100	0.81/pce





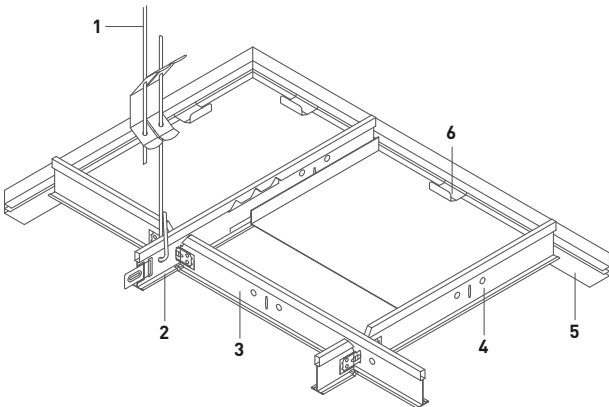
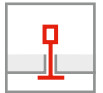
# GRID FOR METAL TILES

## System S 45

■ OWAconstruct



### VISIBLE, DEMOUNTABLE – 15 MM WIDE PROFILES



When using overlapping Cross Tees, Edge Detail 03 may result in shadow gaps forming in the joint area. This is inherent to the System and Construction Method and does not constitute grounds for claims.

COMPATIBLE WITH EDGE 03 TILES  OR EDGE 16 TILES 

L0 – unperforated  
Rg2516  
Rd1522

Additional Perforations and Mesh available on request.

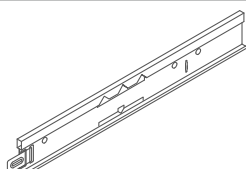
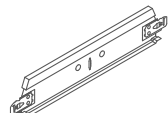
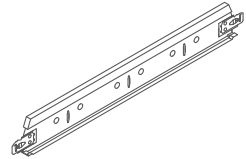
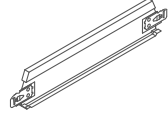
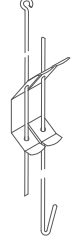
## System S 45

### QUANTITY REQUIREMENTS AND BOTTOM EDGE GUIDE PRICE per m<sup>2</sup> for Suspension System

Construction Elements	Main Tee Spacing	
	625 mm	1250 mm
1 Adjustable Hanger	1.1 pcs	0.7 pcs
2 Main Tee	1.6 m	0.8 m
3 Cross Tee, long	–	1.6 m
4 Cross Tee, short	1.6 m	0.8 m
5 Wall Angle F-Shaped	dependent on room geometry	
6 Wall Spring Clip	dependent on room geometry	
<b>Grid-GP, approx. [€/m<sup>2</sup>]</b>	6.70	6.56

plus Wall Angle and Wall Spring Clip


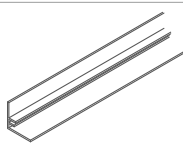
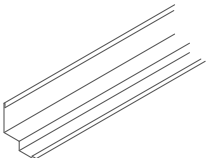
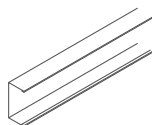
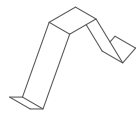
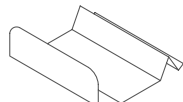

### SYSTEM COMPONENTS 1/2

	Illustration	Description	Specifications	Part no.	PU	Price [€]
2		<b>cliq-15-MR</b> Main Tee 15 mm wide	Height: 38 mm	00068517 00068514	20 20	1.97/m 1.97/m
			visible side white			
4		<b>cliq-15-CT</b> Cross Tee short, 15 mm wide, joggled	Height: 38 mm	00068518 00068515	60 60	1.97/m 1.97/m
			visible side white			
3		<b>cliq-15-CT</b> Cross Tee long, 15 mm wide, joggled	Height: 38 mm	00070248 00070498	60 60	1.97/m 1.97/m
			visible side white			
		<b>cliq-15-CT</b> Cross Tee short, 15 mm wide, joggled	Height: 38 mm	00069315 00069316	60 60	2.25/pce 2.16/pce
			visible side white			
1		<b>No. 12/.../2<sup>1</sup></b> Adjustable Hanger with Double Tension Springs double-wire, pre-mounted	Diameter: 4 mm Maximum load: 0.25 kN Eye/Hook			
		<b>No. 12/30/2</b>	Tension range: 270 mm	00075052	100	0.36/pce
		<b>No. 12/60/2</b>	Tension range: 570 mm	00075698	100	0.47/pce
		<b>No. 12/100/2</b>	Tension range: 970 mm	00075053	100	0.62/pce
		<b>No. 12/125/2</b>	Tension range: 1220 mm	00076042	100	0.79/pce
		<b>No. 12/150/2</b>	Tension range: 1470 mm	00076043	100	0.90/pce
		<b>No. 12/175/2</b>	Tension range: 1720 mm	00076044	100	1.02/pce
<b>No. 12/200/2</b>	Tension range: 1970 mm	00076045	100	1.09/pce		


<sup>1</sup> Attention: A wire projection of at least 15 mm must be maintained at the spring.

# System S 45

## SYSTEM COMPONENTS 2/2

	Illustration	Description	Specifications	Part no.	PU	Price [€]
		<b>No. 42/15K8</b> Contura Block (Edge 16)	Höhe Visible Width (a) Colour 8 mm 15 mm White	00066079	100	0.34/pce
5		<b>No. 50F</b> Wall Angle F-Shaped	Height: 25 mm Width: 25 mm Thickness: 1.2 mm Material: Alu visible side powder-coated white (similar RAL 9003)	00085327	10	4.25/m
5		<b>No. 50/15</b> Shadow Wall Angle nur für Edge 16	Height: 33 mm Total Width: 30 mm Visible Width: 15 mm Thickness: 0.5 mm visible side white	00017825	35	3.93/m
5		<b>No. 57</b> Wall Angle C-Shaped	Height: 40 mm Width: 20 mm Thickness: 0.5 mm visible side white	00057684	16	4.42/m
6		<b>No. 5210</b> Wall Spring Clip	Width: 16 mm Length: 82 mm corrosion-resistant	00085624	500	0.39/pce
6		<b>No. 5220</b> Wall Spring Clip for all F-Shaped Wall Angles Alu	Width: 37 mm Length: 40 mm	00069431	100	0.34/pce
6		<b>No. 99010</b> Wall Spring Clip for Shadow Wall Angle no. 50/15	galvanised	00083153	100	0.71/pce





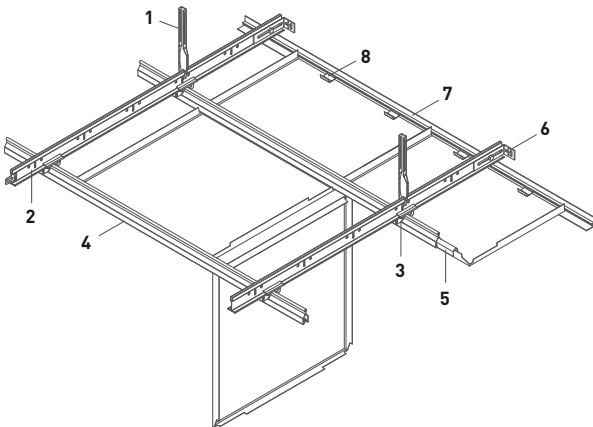
# GRID FOR METAL TILES

## System S 22

■ OWAconstruct



### CLIP-IN/SWING-DOWN – CONCEALED



COMPATIBLE WITH EDGE 01 TILES  OR EDGE 02 TILES 

- L0 – unperforated
- Rg0702
- Rg2516
- Rd1522

Additional Perforations and Mesh available on request.

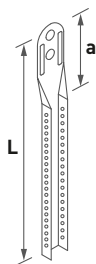
## System S 22

### QUANTITY REQUIREMENTS AND BOTTOM EDGE GUIDE PRICE per m<sup>2</sup> for Suspension System

Construction Elements		Module Size with Suspension Grid [mm]
		625 x 625
1	Nonius Hanger	0.7 pcs
1	Hanger Extension	0.7 pcs
1	Safety Pin	0.7 pcs
2	Main Tee	0.8 m
3	Cross Connector	1.28 pcs
4	Clip-In Profile	1.6 m
5	Clip-In Profile Splice	0.4 pcs
6	Wall Anchor	dependent on room geometry
7	Wall Angle	dependent on room geometry
8	Wall Spring Clip	dependent on room geometry
<b>Grid-GP, approx. [€/m<sup>2</sup>]</b>		7.95

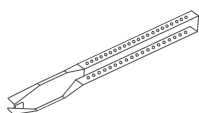
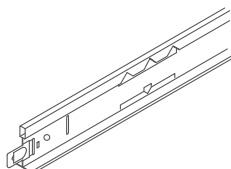
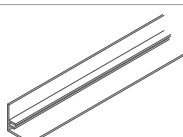
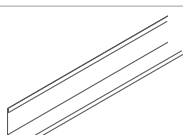


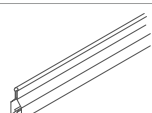


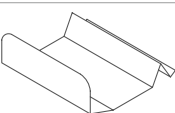
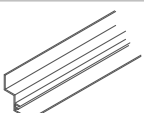
plus Wall Angle, Wall Anchor and Wall Spring Clip and, if required, Hanger Extension and Safety Pin

### SYSTEM COMPONENTS 1/3

Illustration	Description	Specifications	Part no.	PU	Price [€]
	<b>No. 16/...</b> Hanger Extension (Nonius) suitable for no. 17/45	galvanised also available in longer lengths on request to nr. 16/100: punched throughout from no. 16/110: 504 mm perforated <b>a</b> approx. 36 mm			
	<b>No. 16/15</b>	L approx.: 123 mm	00001052	100	0.14/pce
	<b>No. 16/20</b>	L approx.: 171 mm	00001053	100	0.18/pce
	<b>No. 16/30</b>	L approx.: 273 mm	00001054	100	0.23/pce
	<b>No. 16/40</b>	L approx.: 376 mm	00001055	100	0.30/pce
	<b>No. 16/50</b>	L approx.: 476 mm	00001056	100	0.37/pce
	<b>No. 16/60</b>	L approx.: 576 mm	00001057	100	0.45/pce
	<b>No. 16/70</b>	L approx.: 676 mm	00001058	100	0.56/pce
	<b>No. 16/80</b>	L approx.: 776 mm	00001059	100	0.65/pce
	<b>No. 16/90</b>	L approx.: 876 mm	00001060	100	0.69/pce
	<b>No. 16/100</b>	L approx.: 976 mm	00001061	100	0.76/pce
	<b>No. 16/110</b>	L approx.: 1076 mm	00001062	25	0.92/pce
	<b>No. 16/120</b>	L approx.: 1176 mm	00001063	25	1.03/pce
	<b>No. 16/130</b>	L approx.: 1276 mm	00001064	25	1.08/pce
	<b>No. 16/140</b>	L approx.: 1376 mm	00001065	25	1.18/pce
	<b>No. 16/150</b>	L approx.: 1476 mm	00001066	25	1.27/pce
	<b>No. 16/160</b>	L approx.: 1576 mm	00001067	25	1.37/pce
	<b>No. 16/170</b>	L approx.: 1676 mm	00001068	25	1.44/pce
	<b>No. 16/180</b>	L approx.: 1776 mm	00001069	25	1.52/pce
	<b>No. 16/190</b>	L approx.: 1876 mm	00001070	25	1.61/pce
<b>No. 16/200</b>	L approx.: 1976 mm	00001071	25	1.75/pce	

# System S 22

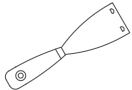

## SYSTEM COMPONENTS 2/3

	Illustration	Description	Specifications	Part no.	PU	Price [€]
1		<b>No. 17/45</b> Nonius Hanger suitable for cliq-MR	Length: 178 mm Maximum load: 0.40 kN galvanised	00062084	100	0.75/pce
2		<b>No. 45</b> Main Tee 24 mm wide	Height: 38 mm visible side white Length: 3700 mm Length: 3750 mm	00066014 00066011	25 25	1.87/m 1.87/m
7		<b>No. 50F</b> Wall Angle F-Shaped	Height: 25 mm Width: 25 mm Thickness: 1.2 mm Material: Alu visible side powder-coated white (similar RAL 9003)	00085327	10	4.25/m
7		<b>No. 50G</b> Wall Angle	Height: 24 mm Width: 19 mm Thickness: 0.5 mm visible side white <sup>1</sup>	00066368	40	1.35/m
6		<b>No. 75E</b> Wall Anchor	Length: 97 mm Height: 25 mm Width: 35 mm galvanised	00078115	100	0.81/pce
1		<b>No. 76</b> Safety Pin for Nonius Hanger	Length: 70 mm Thickness: 3 mm galvanised	00070412	100	0.16/pce
4		<b>No. 87B</b> Clip-In Profile	Length: 4000 mm Height: 38 mm Width: 16 mm galvanised	00038766	10	3.04/m
5		<b>No. 88E</b> Connector for Clip-In Profile	Length: 108 mm galvanised	00085122	100	0.38/pce
3		<b>No. 93C</b> Cross Connector	Length: 54 mm Height: 29 mm Width: 26 mm galvanised	00085121	100	0.71/pce
8		<b>No. 5220</b> Wall Spring Clip for all F-Shaped Wall Angles Alu	Width: 37 mm Length: 40 mm	00069431	100	0.34/pce
7		<b>No. 5620F</b> Shadow Wall Angle F-Shaped	Total Height: 40 mm Joint Depth: 20 mm Total Width: 45 mm Visible Width: 25 mm Thickness: 1.2 mm Material: Alu visible side powder-coated white (similar RAL 9003)	00085631	10	10.30/m

<sup>1</sup> Other colours and lengths available on request

## System S 22


### SYSTEM COMPONENTS 3/3

	Illustration	Description	Specifications	Part no.	PU	Price [€]
		<b>No. 99006</b> Removal Tool	Opening Tool for OWAtecta Metal Tiles	00088560	loose	20.30/pce
8		<b>No. 99009</b> Wall Spring Clip	galvanised	00083152	100	0.81/pce

### MAIN TEE AND HANGER SPACING

Tile Length	Main Tee Spacing	Hanger Spacing
625 mm	max. 1250 mm	max. 1250 mm

Spacing of Load-Bearing Profiles and Suspension Hangers applies in the absence of any additional imposed loads.



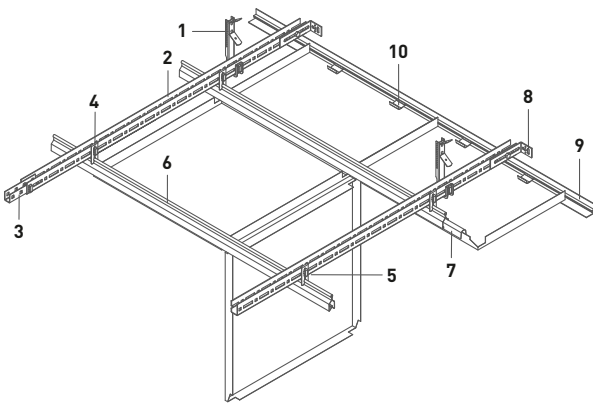
# GRID FOR METAL TILES

## System S 32

■ OWAconstruct



### CLIP-IN/SWING-DOWN – CONCEALED



COMPATIBLE WITH EDGE 01 TILES  OR EDGE 02 TILES 

- L0 – unperforated
- Rg0702
- Rg2516
- Rd1522

Additional Perforations and Mesh available on request.


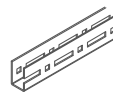


## System S 32

### QUANTITY REQUIREMENTS AND BOTTOM EDGE GUIDE PRICE per m<sup>2</sup> for Suspension System

		Module Size 625 x 625 mm	
Construction Elements		Suspended	Direct Mounting
1	Nonius Hanger	0.5 pcs	0.9 pcs
1	Hanger Extension	0.5 pcs	0.9 pcs
1	Hanger Lower Element	0.5 pcs	0.9 pcs
1	Safety Pin	0.5 pcs	0.9 pcs
2	Main Tee	0.6 m	-
3	Connector	0.1 pcs	-
4	Hanger	0.9 pcs	-
5	Safety Clip	1.3 pcs	-
6	Clip-In Profile	1.6 m	
7	Connector	0.4 pcs	
8	Wall Anchor	dependent on room geometry	
9	Wall Angle	dependent on room geometry	
10	Wall Spring Clip	dependent on room geometry	
<b>Grid-GP, approx. [€/m<sup>2</sup>]</b>		9.32	5.90

plus Wall Angle, Wall Anchor and Wall Spring Clip and, if required, Hanger Extension, Lower Element and Safety Pin

### SYSTEM COMPONENTS 1/3

	Illustration	Description	Specifications	Part no.	PU	Price [€]
9		<b>No. 50F</b> Wall Angle F-Shaped	Height: 25 mm Width: 25 mm Thickness: 1.2 mm Material: Alu  visible side powder-coated white (similar RAL 9003)			
			Length: 3000 mm	00085327	10	4.25/m
5		<b>No. 66E</b> Safety Clip	galvanised	00078108	100	0.49/pce
2		<b>No. 70E</b> Main Tee	Height: 30.7 mm Thickness: 1.5 mm Length: 3750 mm galvanised	00011502	10	4.46/m
8		<b>No. 75E</b> Wall Anchor	Length: 97 mm Height: 25 mm Width: 35 mm galvanised	00078115	100	0.81/pce
1		<b>No. 76</b> Safety Pin for Nonius Hanger	Length: 70 mm Thickness: 3 mm galvanised	00070412	100	0.16/pce
3		<b>No. 77E</b> Connector for Main Tee	Length: 95 mm galvanised	00078109	100	1.11/pce
6		<b>No. 87B</b> Clip-In Profile	Length: 4000 mm Height: 38 mm Width: 16 mm galvanised	00038766	10	3.04/m

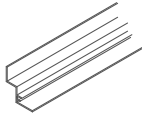
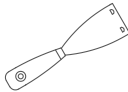
# System S 32

## SYSTEM COMPONENTS 2/3

	Illustration	Description	Specifications	Part no.	PU	Price [€]
1		<b>No. 16/...</b> Hanger Extension (Nonius) suitable for no. 1782E	galvanised also available in longer lengths on request to nr. 16/100: punched throughout from no. 16/110: 504 mm perforated <b>a</b> approx. 36 mm			
		<b>No. 16/15</b>	<b>L</b> approx.: 123 mm	00001052	100	0.14/pce
		<b>No. 16/20</b>	<b>L</b> approx.: 171 mm	00001053	100	0.18/pce
		<b>No. 16/30</b>	<b>L</b> approx.: 273 mm	00001054	100	0.23/pce
		<b>No. 16/40</b>	<b>L</b> approx.: 376 mm	00001055	100	0.30/pce
		<b>No. 16/50</b>	<b>L</b> approx.: 476 mm	00001056	100	0.37/pce
		<b>No. 16/60</b>	<b>L</b> approx.: 576 mm	00001057	100	0.45/pce
		<b>No. 16/70</b>	<b>L</b> approx.: 676 mm	00001058	100	0.56/pce
		<b>No. 16/80</b>	<b>L</b> approx.: 776 mm	00001059	100	0.65/pce
		<b>No. 16/90</b>	<b>L</b> approx.: 876 mm	00001060	100	0.69/pce
		<b>No. 16/100</b>	<b>L</b> approx.: 976 mm	00001061	100	0.76/pce
		<b>No. 16/110</b>	<b>L</b> approx.: 1076 mm	00001062	25	0.92/pce
		<b>No. 16/120</b>	<b>L</b> approx.: 1176 mm	00001063	25	1.03/pce
		<b>No. 16/130</b>	<b>L</b> approx.: 1276 mm	00001064	25	1.08/pce
		<b>No. 16/140</b>	<b>L</b> approx.: 1376 mm	00001065	25	1.18/pce
		<b>No. 16/150</b>	<b>L</b> approx.: 1476 mm	00001066	25	1.27/pce
		<b>No. 16/160</b>	<b>L</b> approx.: 1576 mm	00001067	25	1.37/pce
<b>No. 16/170</b>	<b>L</b> approx.: 1676 mm	00001068	25	1.44/pce		
<b>No. 16/180</b>	<b>L</b> approx.: 1776 mm	00001069	25	1.52/pce		
<b>No. 16/190</b>	<b>L</b> approx.: 1876 mm	00001070	25	1.61/pce		
<b>No. 16/200</b>	<b>L</b> approx.: 1976 mm	00001071	25	1.75/pce		
4		<b>No. 11E</b> Hanger	Length: 52 mm Width: 20 mm galvanised	00078113	100	0.43/pce
7		<b>No. 88E</b> Connector for Clip-In Profile	Length: 108 mm galvanised	00085122	100	0.38/pce
		<b>No. 1287E</b> Spring-Loaded Hanger for Clip-In Profile no. 87B	Length: 120 mm Width: 25 mm galvanised	00077658	100	0.85/pce
1		<b>No. 1782E</b> Nonius Hanger Lower Element	Hanger for Nonius and Spring- Tension Wire Length: 135 mm galvanised	00077660	100	0.98/pce
10		<b>No. 5220</b> Wall Spring Clip for all F-Shaped Wall Angles Alu	Width: 37 mm Length: 40 mm	00069431	100	0.34/pce


## System S 32

### SYSTEM COMPONENTS 3/3

	Illustration	Description	Specifications	Part no.	PU	Price [€]
9		<b>No. 5620F</b> Shadow Wall Angle F-Shaped	Total Height: 40 mm Joint Depth: 20 mm Total Width: 45 mm Visible Width: 25 mm Thickness: 1.2 mm Material: Alu visible sides powder-coated white (similar RAL 9003)			
		<b>No. 99006</b> Removal Tool	Length: 4000 mm Opening Tool for OWA tecta Metal Tiles	00085631 00088560	10 loose	10.30/m 20.30/pce

Tile Length	Main Tee Spacing	Hanger Spacing
600 mm	1900 mm	1200 mm
625 mm	1875 mm	1250 mm

Spacing of Load-Bearing Profiles and Suspension Hangers applies in the absence of any additional imposed loads. Hangers no. 11E are to be positioned at the intersection point.



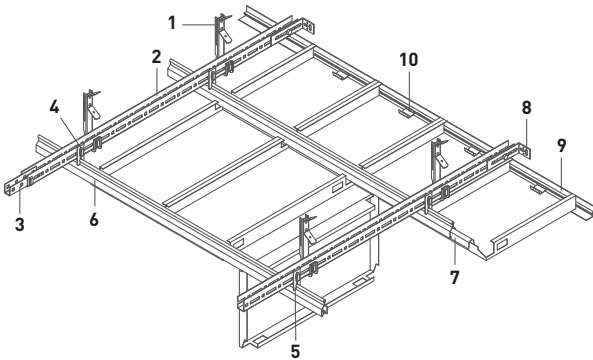
# GRID FOR METAL TILES

## System S 32 L

■ OWAconstruct



### CLIP-IN/SWING-DOWN – CONCEALED



COMPATIBLE WITH EDGE 10 TILES  OR EDGE 02s TILES 

L0 – unperforated  
Rg2516

Additional Perforations and Mesh available on request.

## System S 32 L

### QUANTITY REQUIREMENTS AND BOTTOM EDGE GUIDE PRICE per m<sup>2</sup> for Suspension System



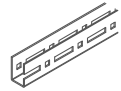


Construction Elements		Module Size with Suspension Grid [mm]
		2000 x 312.5
1	Nonius Hanger	0.5 pcs
1	Hanger Extension	0.5 pcs
1	Hanger Lower Element	0.5 pcs
1	Safety Pin	0.5 pcs
2	Main Tee	0.95 m
3	Connector	0.25 pcs
4	Hanger	0.5 pcs
5	Safety Clip	1.0 pcs
6	Clip-In Profile	0.5 m
7	Connector	0.13 pcs
8	Wall Anchor	dependent on room geometry
9	Wall Angle	dependent on room geometry
10	Wall Spring Clip	dependent on room geometry

Grid-GP, approx. [€/m<sup>2</sup>]

7.28

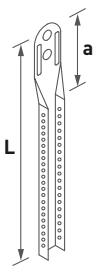
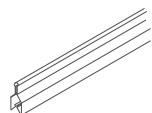

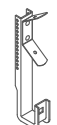
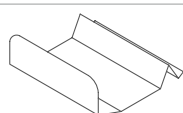
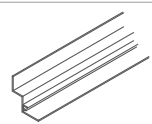
plus Wall Angle, Wall Anchor and Wall Spring Clip and, if required, Hanger Extension, Lower Element and Safety Pin

### SYSTEM COMPONENTS 1/3

	Illustration	Description	Specifications	Part no.	PU	Price [€]
4		<b>No. 11E</b> Hanger	Length: 52 mm Width: 20 mm galvanised	00078113	100	0.43/pce
9		<b>No. 50F</b> Wall Angle F-Shaped	Height: 25 mm Width: 25 mm Thickness: 1.2 mm Material: Alu visible side powder-coated white (similar RAL 9003)			
5		<b>No. 66E</b> Safety Clip	Length: 3000 mm galvanised	00085327 00078108	10 100	4.25/m 0.49/pce
2		<b>No. 70E</b> Main Tee	Height: 30.7 mm Thickness: 1.5 mm Length: 3750 mm galvanised	00011502	10	4.46/m
8		<b>No. 75E</b> Wall Anchor	Length: 97 mm Height: 25 mm Width: 35 mm galvanised	00078115	100	0.81/pce
1		<b>No. 76</b> Safety Pin for Nonius Hanger	Length: 70 mm Thickness: 3 mm galvanised	00070412	100	0.16/pce
3		<b>No. 77E</b> Connector for Main Tee	Length: 95 mm galvanised	00078109	100	1.11/pce

# System S 32 L

## SYSTEM COMPONENTS 2/3

	Illustration	Description	Specifications	Part no.	PU	Price [€]
1		<b>No. 16/...</b> Hanger Extension (Nonius) suitable for no. 1782E	galvanised also available in longer lengths on request to nr. 16/100: punched throughout from no. 16/110: 504 mm perforated <b>a</b> approx. 36 mm			
		<b>No. 16/15</b>	L approx.: 123 mm	00001052	100	0.14/pce
		<b>No. 16/20</b>	L approx.: 171 mm	00001053	100	0.18/pce
		<b>No. 16/30</b>	L approx.: 273 mm	00001054	100	0.23/pce
		<b>No. 16/40</b>	L approx.: 376 mm	00001055	100	0.30/pce
		<b>No. 16/50</b>	L approx.: 476 mm	00001056	100	0.37/pce
		<b>No. 16/60</b>	L approx.: 576 mm	00001057	100	0.45/pce
		<b>No. 16/70</b>	L approx.: 676 mm	00001058	100	0.56/pce
		<b>No. 16/80</b>	L approx.: 776 mm	00001059	100	0.65/pce
		<b>No. 16/90</b>	L approx.: 876 mm	00001060	100	0.69/pce
		<b>No. 16/100</b>	L approx.: 976 mm	00001061	100	0.76/pce
		<b>No. 16/110</b>	L approx.: 1076 mm	00001062	25	0.92/pce
		<b>No. 16/120</b>	L approx.: 1176 mm	00001063	25	1.03/pce
		<b>No. 16/130</b>	L approx.: 1276 mm	00001064	25	1.08/pce
		<b>No. 16/140</b>	L approx.: 1376 mm	00001065	25	1.18/pce
		<b>No. 16/150</b>	L approx.: 1476 mm	00001066	25	1.27/pce
		<b>No. 16/160</b>	L approx.: 1576 mm	00001067	25	1.37/pce
<b>No. 16/170</b>	L approx.: 1676 mm	00001068	25	1.44/pce		
<b>No. 16/180</b>	L approx.: 1776 mm	00001069	25	1.52/pce		
<b>No. 16/190</b>	L approx.: 1876 mm	00001070	25	1.61/pce		
<b>No. 16/200</b>	L approx.: 1976 mm	00001071	25	1.75/pce		
6		<b>No. 87B</b> Clip-In Profile	Length: 4000 mm Height: 38 mm Width: 16 mm galvanised	00038766	10	3.04/m
7		<b>No. 88E</b> Connector for Clip-In Profile	Length: 108 mm galvanised	00085122	100	0.38/pce
1		<b>No. 1782E</b> Nonius Hanger Lower Element	Hanger for Nonius and Spring- Tension Wire Length: 135 mm galvanised	00077660	100	0.98/pce
10		<b>No. 5220</b> Wall Spring Clip for all F-Shaped Wall Angles Alu	Width: 37 mm Length: 40 mm	00069431	100	0.34/pce
9		<b>No. 5620F</b> Shadow Wall Angle F-Shaped	Total Height: 40 mm Joint Depth: 20 mm Total Width: 45 mm Visible Width: 25 mm Thickness: 1.2 mm Material: Alu			
			visible sides powder-coated white (similar RAL 9003) Length: 4000 mm	00085631	10	10.30/m

## System S 32 L


### SYSTEM COMPONENTS 3/3

Illustration	Description	Specifications	Part no.	PU	Price [€]
	<b>No. 99006</b> Removal Tool	Opening Tool for OWAtecta Metal Tiles	00088560	loose	20.30/pce

### MAIN TEE AND HANGER SPACING

Tile Length	Main Tee Spacing	Hanger Spacing
1250 mm	1350 mm	1250 mm
1500 mm	1200 mm	1500 mm
2000 mm	1050 mm	2000 mm
2500 mm	850 mm	2000 mm

Spacing of Load-Bearing Profiles and Suspension Hangers applies in the absence of any additional imposed loads. Hangers no. 11E are to be positioned at the intersection point.



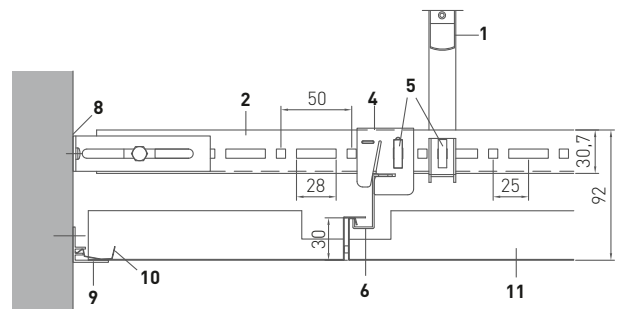
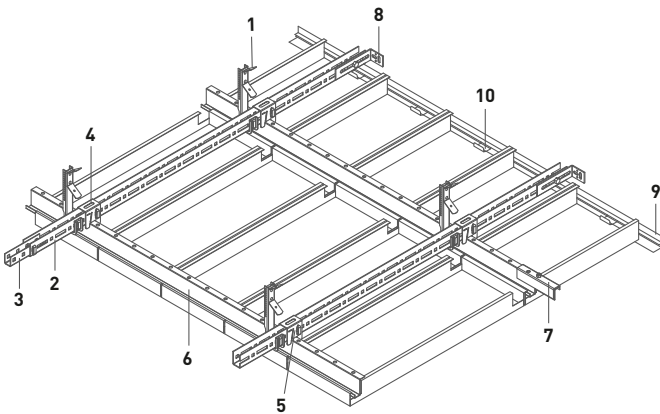
# GRID FOR METAL TILES

## System S 39

■ OWAconstruct



### HOOK-IN SYSTEM WITH Z PROFILE – DEMOUNTABLE



COMPATIBLE WITH EDGE 10 TILES  OR EDGE 11 TILES 

L0 – unperforated  
Rg0702  
Rg2516  
Rd1522

Additional Perforations and Mesh available on request.




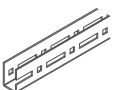


## System S 39

### QUANTITY REQUIREMENTS AND BOTTOM EDGE GUIDE PRICE per m<sup>2</sup> for Suspension System

Construction Elements		Module Size with Suspension Grid [mm]	
		1250 x 300	2000 x 300
1	Nonius Hanger	0.6 pcs	0.5 pcs
1	Hanger Extension	0.6 pcs	0.5 pcs
1	Hanger Lower Element	0.6 pcs	0.5 pcs
1	Safety Pin	0.6 pcs	0.5 pcs
2	Main Tee	0.8 m	1.0 m
3	Connector	0.21 pcs	0.27 pcs
4	Hanger	0.6 pcs	0.5 pcs
5	Safety Clip	1.2 pcs	1.0 pcs
6	Z Profile	0.8 m	0.5 m
7	Connector	0.2 pcs	0.15 pcs
8	Wall Anchor	dependent on room geometry	
9	Wall Angle F-Shaped	dependent on room geometry	
10	Wall Spring Clip	dependent on room geometry	
<b>Grid-GP, approx. [€/m<sup>2</sup>]</b>		11.93	10.34

plus Wall Angle, Wall Anchor and Wall Spring Clip and, if required, Hanger Extension, Lower Element and Safety Pin

### SYSTEM COMPONENTS 1/2

	Illustration	Description	Specifications	Part no.	PU	Price [€]
4		<b>No. 12E02</b> Hanger for Z Main Tee	Length: 47 mm Width: 23 mm galvanised	00078111	100	1.25/pce
7		<b>No. 25E</b> Connection Z Profile	Length: 100 mm	00078110	100	3.81/pce
9		<b>No. 50F</b> Wall Angle F-Shaped	Height: 25 mm Width: 25 mm Thickness: 1.2 mm Material: Alu visible side powder-coated white (similar RAL 9003)	00085327	10	4.25/m
5		<b>No. 66E</b> Safety Clip	galvanised	00078108	100	0.49/pce
2		<b>No. 70E</b> Main Tee	Height: 30.7 mm Thickness: 1.5 mm Length: 3750 mm galvanised	00011502	10	4.46/m
8		<b>No. 75E</b> Wall Anchor	Length: 97 mm Height: 25 mm Width: 35 mm galvanised	00078115	100	0.81/pce
1		<b>No. 76</b> Safety Pin for Nonius Hanger	Length: 70 mm Thickness: 3 mm galvanised	00070412	100	0.16/pce

# System S 39

## SYSTEM COMPONENTS 2/2

	Illustration	Description	Specifications	Part no.	PU	Price [€]
1		<b>No. 16/...</b> Hanger Extension (Nonius) suitable for no. 1782E	galvanised also available in longer lengths on request to nr. 16/100: punched throughout from no. 16/110: 504 mm perforated <b>a</b> approx. 36 mm			
		<b>No. 16/15</b>	L approx.: 123 mm	00001052	100	0.14/pce
		<b>No. 16/20</b>	L approx.: 171 mm	00001053	100	0.18/pce
		<b>No. 16/30</b>	L approx.: 273 mm	00001054	100	0.23/pce
		<b>No. 16/40</b>	L approx.: 376 mm	00001055	100	0.30/pce
		<b>No. 16/50</b>	L approx.: 476 mm	00001056	100	0.37/pce
		<b>No. 16/60</b>	L approx.: 576 mm	00001057	100	0.45/pce
		<b>No. 16/70</b>	L approx.: 676 mm	00001058	100	0.56/pce
		<b>No. 16/80</b>	L approx.: 776 mm	00001059	100	0.65/pce
		<b>No. 16/90</b>	L approx.: 876 mm	00001060	100	0.69/pce
		<b>No. 16/100</b>	L approx.: 976 mm	00001061	100	0.76/pce
		<b>No. 16/110</b>	L approx.: 1076 mm	00001062	25	0.92/pce
		<b>No. 16/120</b>	L approx.: 1176 mm	00001063	25	1.03/pce
		<b>No. 16/130</b>	L approx.: 1276 mm	00001064	25	1.08/pce
		<b>No. 16/140</b>	L approx.: 1376 mm	00001065	25	1.18/pce
		<b>No. 16/150</b>	L approx.: 1476 mm	00001066	25	1.27/pce
		<b>No. 16/160</b>	L approx.: 1576 mm	00001067	25	1.37/pce
<b>No. 16/170</b>	L approx.: 1676 mm	00001068	25	1.44/pce		
<b>No. 16/180</b>	L approx.: 1776 mm	00001069	25	1.52/pce		
<b>No. 16/190</b>	L approx.: 1876 mm	00001070	25	1.61/pce		
<b>No. 16/200</b>	L approx.: 1976 mm	00001071	25	1.75/pce		
3		<b>No. 77E</b> Connector for Main Tee	Length: 95 mm galvanised	00078109	100	1.11/pce
6		<b>No. 90E01</b> (punched) Z Main Tee	Length: 3000 mm Width: 28 mm Height: 38 mm Thickness: 1.2 mm galvanised	00075610	10	6.80/m
1		<b>No. 1782E</b> Nonius Hanger Lower Element	Hanger for Nonius and Spring- Tension Wire Length: 135 mm galvanised	00077660	100	0.98/pce
10		<b>No. 5220</b> Wall Spring Clip for all F-Shaped Wall Angles Alu	Width: 37 mm Length: 40 mm	00069431	100	0.34/pce
9		<b>No. 5620F</b> Shadow Wall Angle F-Shaped	Total Height: 40 mm Joint Depth: 20 mm Total Width: 45 mm Visible Width: 25 mm Thickness: 1.2 mm Material: Alu			
			visible sides powder-coated white (similar RAL 9003) Length: 4000 mm	00085631	10	10.30/m


## System S 39

---

### MAIN TEE AND HANGER SPACING

Tile Length	Main Tee Spacing	Hanger Spacing
600 mm	1875 mm	1200 mm
625 mm	1875 mm	1250 mm
1250 mm	1350 mm	1250 mm
1500 mm	1200 mm	1500 mm
2000 mm	1050 mm	2000 mm
2500 mm	850 mm	2000 mm

Spacing of Load-Bearing Profiles and Suspension Hangers applies in the absence of any additional imposed loads. Suspension Hangers are to be positioned at the intersection point.



# GRID FOR METAL TILES

## System S 39 Mesh

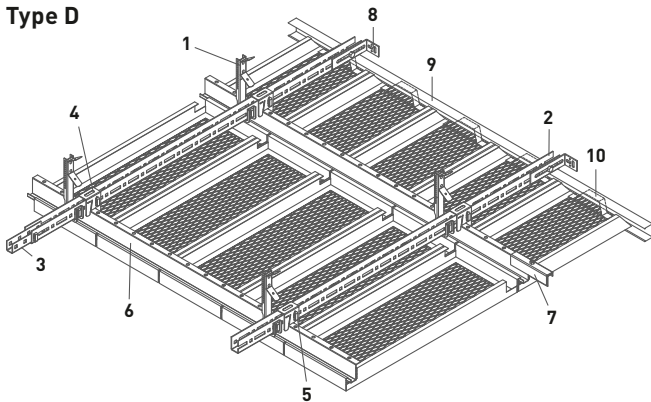
■ OWAconstruct



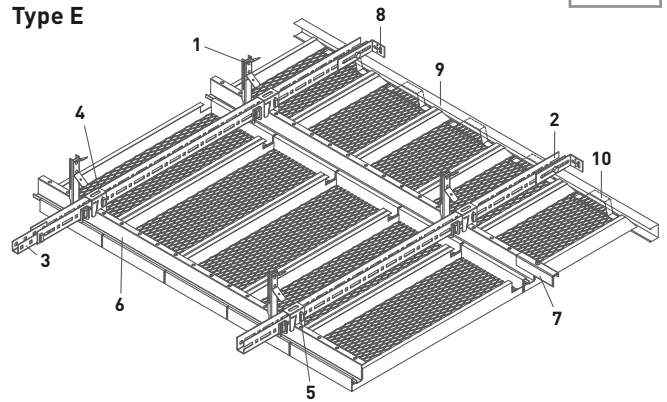
### MESH HOOK-IN SYSTEM WITH Z PROFILE – DEMOUNTABLE



**Type D**



**Type E**



COMPATIBLE WITH EDGE 10 TILES  OR EDGE 11 TILES 

- Mesh R 16 x 8
- Mesh R 30 x 10
- Mesh R 42 x 13
- Mesh R 60 x 20

Additional Perforations and Mesh available on request.


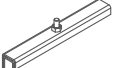
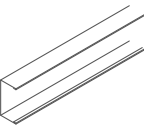

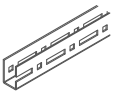


## System S 39 Mesh

### QUANTITY REQUIREMENTS AND BOTTOM EDGE GUIDE PRICE per m<sup>2</sup> for Suspension System

Construction Elements		Module Size with Suspension Grid [mm]	
		1250 x 300	2000 x 300
1	Nonius Hanger	0.6 pcs	0.5 pcs
1	Hanger Extension	0.6 pcs	0.5 pcs
1	Hanger Lower Element	0.6 pcs	0.5 pcs
1	Safety Pin	0.6 pcs	0.5 pcs
2	Main Tee	0.8 m	1.0 m
3	Connector	0.21 pcs	0.27 pcs
4	Hanger	0.6 pcs	0.5 pcs
5	Safety Clip	1.2 pcs	1.0 pcs
6	Z Profile	0.8 m	0.5 m
7	Connector	0.2 pcs	0.15 pcs
8	Wall Anchor	dependent on room geometry	
9	C-Wall Angle	dependent on room geometry	
10	Wall Spring Clip	dependent on room geometry	
<b>Grid-GP, approx. [€/m<sup>2</sup>]</b>		11.93	10.34

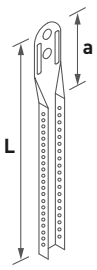

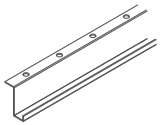
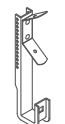

plus Wall Angle, Wall Anchor and Wall Spring Clip and, if required, Hanger Extension, Lower Element and Safety Pin

### SYSTEM COMPONENTS 1/2

	Illustration	Description	Specifications	Part no.	PU	Price [€]
4		<b>No. 12E02</b> Hanger for Z Main Tee	Length: 47 mm Width: 23 mm galvanised	00078111	100	1.25/pce
7		<b>No. 25E</b> Connection Z Profile	Length: 100 mm	00078110	100	3.81/pce
9		<b>No. 57</b> Wall Angle C-Shaped	Height: 40 mm Width: 20 mm Thickness: 0.5 mm visible side white			
5		<b>No. 66E</b> Safety Clip	Length: 3050 mm galvanised	00057684 00078108	16 100	4.42/m 0.49/pce
2		<b>No. 70E</b> Main Tee	Height: 30.7 mm Thickness: 1.5 mm Length: 3750 mm galvanised	00011502	10	4.46/m
8		<b>No. 75E</b> Wall Anchor	Length: 97 mm Height: 25 mm Width: 35 mm galvanised	00078115	100	0.81/pce
1		<b>No. 76</b> Safety Pin for Nonius Hanger	Length: 70 mm Thickness: 3 mm galvanised	00070412	100	0.16/pce

# System S 39 Mesh

## SYSTEM COMPONENTS 2/2

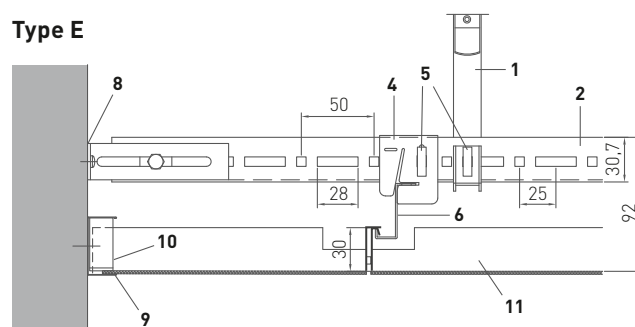
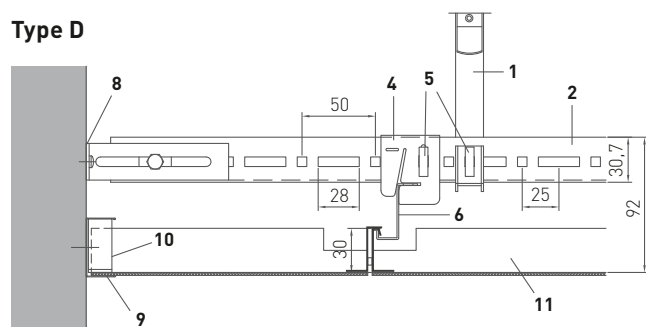
	Illustration	Description	Specifications	Part no.	PU	Price [€]
1		<b>No. 16/...</b> Hanger Extension (Nonius) suitable for no. 1782E	galvanised also available in longer lengths on request to nr. 16/100: punched throughout from no. 16/110: 504 mm perforated <b>a</b> approx. 36 mm			
		<b>No. 16/15</b>	L approx.: 123 mm	00001052	100	0.14/pce
		<b>No. 16/20</b>	L approx.: 171 mm	00001053	100	0.18/pce
		<b>No. 16/30</b>	L approx.: 273 mm	00001054	100	0.23/pce
		<b>No. 16/40</b>	L approx.: 376 mm	00001055	100	0.30/pce
		<b>No. 16/50</b>	L approx.: 476 mm	00001056	100	0.37/pce
		<b>No. 16/60</b>	L approx.: 576 mm	00001057	100	0.45/pce
		<b>No. 16/70</b>	L approx.: 676 mm	00001058	100	0.56/pce
		<b>No. 16/80</b>	L approx.: 776 mm	00001059	100	0.65/pce
		<b>No. 16/90</b>	L approx.: 876 mm	00001060	100	0.69/pce
		<b>No. 16/100</b>	L approx.: 976 mm	00001061	100	0.76/pce
		<b>No. 16/110</b>	L approx.: 1076 mm	00001062	25	0.92/pce
		<b>No. 16/120</b>	L approx.: 1176 mm	00001063	25	1.03/pce
		<b>No. 16/130</b>	L approx.: 1276 mm	00001064	25	1.08/pce
		<b>No. 16/140</b>	L approx.: 1376 mm	00001065	25	1.18/pce
		<b>No. 16/150</b>	L approx.: 1476 mm	00001066	25	1.27/pce
		<b>No. 16/160</b>	L approx.: 1576 mm	00001067	25	1.37/pce
		<b>No. 16/170</b>	L approx.: 1676 mm	00001068	25	1.44/pce
		<b>No. 16/180</b>	L approx.: 1776 mm	00001069	25	1.52/pce
<b>No. 16/190</b>	L approx.: 1876 mm	00001070	25	1.61/pce		
<b>No. 16/200</b>	L approx.: 1976 mm	00001071	25	1.75/pce		
3		<b>No. 77E</b> Connector for Main Tee	Length: 95 mm galvanised	00078109	100	1.11/pce
6		<b>No. 90E01</b> (punched) Z Main Tee	Length: 3000 mm Width: 28 mm Height: 38 mm Thickness: 1.2 mm galvanised	00075610	10	6.80/m
1		<b>No. 1782E</b> Nonius Hanger Lower Element	Hanger for Nonius and Spring- Tension Wire Length: 135 mm galvanised	00077660	100	0.98/pce
10		<b>No. 5210</b> Wall Spring Clip	Width: 16 mm Length: 82 mm corrosion-resistant	00085624	500	0.39/pce


# System S 39 Mesh

## MAIN TEE AND HANGER SPACING

Tile Length	Main Tee Spacing	Hanger Spacing
600 mm	1875 mm	1200 mm
625 mm	1875 mm	1250 mm
1250 mm	1350 mm	1250 mm
1500 mm	1200 mm	1500 mm
2000 mm	1050 mm	2000 mm
2500 mm	850 mm	2000 mm

Spacing of Load-Bearing Profiles and Suspension Hangers applies in the absence of any additional imposed loads. Suspension Hangers are to be positioned at the intersection point.





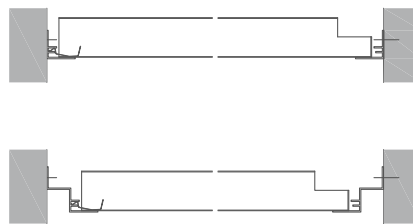
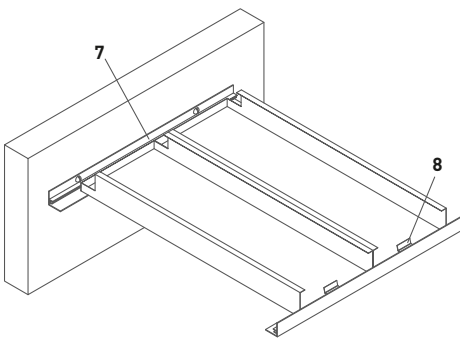
# GRID FOR METAL TILES

## System S 36 – Lay-On

■ OWAconstruct



### CORRIDOR SYSTEMS – CONCEALED, DEMOUNTABLE



COMPATIBLE WITH EDGE 10 TILES  OR EDGE 03 TILES 

L0 – unperforated  
Rg0702  
Rg2516


Additional Perforations and Mesh available on request.

## System S 36 – Lay-On

QUANTITY REQUIREMENTS AND BOTTOM EDGE GUIDE PRICE  
depending on the room geometry

### SYSTEM COMPONENTS 1/1

	Illustration	Description	Specifications	Part no.	PU	Price [€]
7		<b>No. 50F</b> Wall Angle F-Shaped	Height: 25 mm			
			Width: 25 mm			
			Thickness: 1.2 mm			
			Material: Alu			
			visible side powder-coated white (similar RAL 9003)			
			Length: 3000 mm	00085327	10	4.25/m
			visible side pure white (similar RAL 9010)			
			Length: 4000 mm	00093616	40	7.42/m
8		<b>No. 5220</b> Wall Spring Clip for all F-Shaped Wall Angles Alu	Width: 37 mm			
			Length: 40 mm			
			00069431	100	0.34/pce	
7		<b>No. 5620F</b> Shadow Wall Angle F-Shaped	Total Hight: 40 mm			
			Joint Depth: 20 mm			
			Total Width: 45 mm			
			Visible Width: 25 mm			
			Thickness: 1.2 mm			
			Material: Alu			
			visible sides powder-coated white (similar RAL 9003)			
			Length: 4000 mm	00085631	10	10.30/m



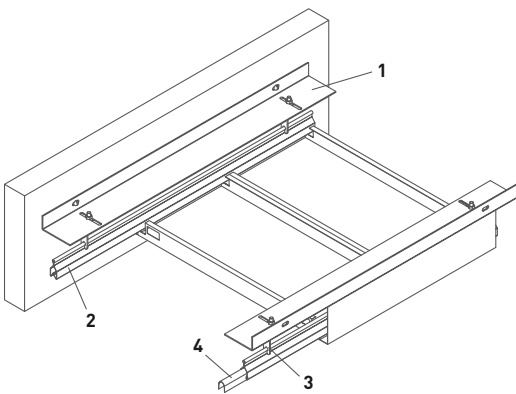
# GRID FOR METAL TILES

## System S 36 – Success

■ OWAconstruct



### CORRIDOR SYSTEMS – CONCEALED, SWING-DOWN



COMPATIBLE WITH LONG EDGE 10  / SHORT EDGE 02s  TILES

- L0 – unperforated
- Rg0702
- Rg2516
- Rd1522

Additional Perforations and Mesh available on request.


## System S 36 – Success

QUANTITY REQUIREMENTS AND BOTTOM EDGE GUIDE PRICE  
depending on the room geometry

### SYSTEM COMPONENTS

	Illustration	Description	Specifications	Part no.	PU	Price [€]
1		<b>No. 75E</b> Wall Anchor	Length: 97 mm Height: 25 mm Width: 35 mm galvanised	00078115	100	0.81/pce
2		<b>No. 87B</b> Clip-In Profile	Length: 4000 mm Height: 38 mm Width: 16 mm galvanised	00038766	10	3.04/m
4		<b>No. 88E</b> Connector for Clip-In Profile	Length: 108 mm galvanised	00085122	100	0.38/pce
3		<b>No. 1387E</b> Hanger	Length: 58 mm Width: 15 mm galvanised	00077659	100	0.66/pce
1		<b>No. 5110B</b> Wall Connection Profile	Height: 30 mm Width: 70 mm Thickness: 2 mm visible side powder-coated black			
			Length: 3000 mm	00084692	4	11.90/m

For further connection variants, refer to [brochure 9336 e.](#)



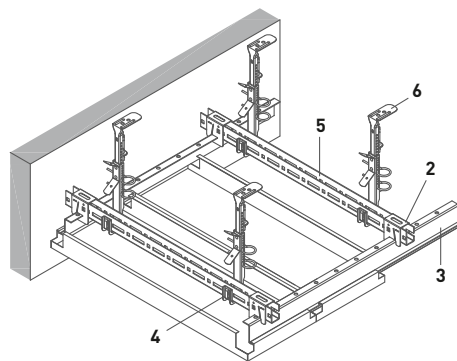
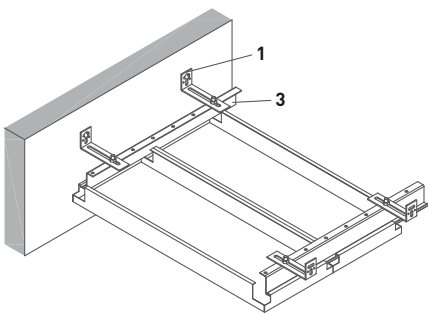
# GRID FOR METAL TILES

## System S 36 – Progress

■ OWAconstruct



### CORRIDOR SYSTEMS – CONCEALED, DEMOUNTABLE OR SWING-DOWN



COMPATIBLE WITH LONG EDGE 10  / SHORT EDGE 11s  TILES


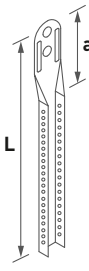

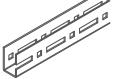



- L0 – unperforated
- Rg0702
- Rg2516
- Rd1522

Additional Perforations and Mesh available on request.

## System S 36 – Progress

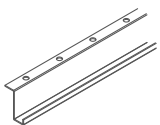

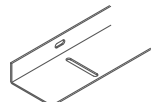
QUANTITY REQUIREMENTS AND BOTTOM EDGE GUIDE PRICE  
depending on the room geometry

### SYSTEM COMPONENTS 1/2

	Illustration	Description	Specifications	Part no.	PU	Price [€]
2		<b>No. 12E02</b> Hanger for Z Main Tee	Length: 47 mm Width: 23 mm galvanised	00078111	100	1.25/pce
6		<b>No. 16/...</b> Hanger Extension (Nonius) suitable for no. 1782E	galvanised also available in longer lengths on request to nr. 16/100: punched throughout from no. 16/110: 504 mm perforated <b>a</b> approx. 36 mm			
		<b>No. 16/15</b>	<b>L</b> approx.: 123 mm	00001052	100	0.14/pce
		<b>No. 16/20</b>	<b>L</b> approx.: 171 mm	00001053	100	0.18/pce
		<b>No. 16/30</b>	<b>L</b> approx.: 273 mm	00001054	100	0.23/pce
		<b>No. 16/40</b>	<b>L</b> approx.: 376 mm	00001055	100	0.30/pce
		<b>No. 16/50</b>	<b>L</b> approx.: 476 mm	00001056	100	0.37/pce
		<b>No. 16/60</b>	<b>L</b> approx.: 576 mm	00001057	100	0.45/pce
		<b>No. 16/70</b>	<b>L</b> approx.: 676 mm	00001058	100	0.56/pce
		<b>No. 16/80</b>	<b>L</b> approx.: 776 mm	00001059	100	0.65/pce
		<b>No. 16/90</b>	<b>L</b> approx.: 876 mm	00001060	100	0.69/pce
		<b>No. 16/100</b>	<b>L</b> approx.: 976 mm	00001061	100	0.76/pce
		<b>No. 16/110</b>	<b>L</b> approx.: 1076 mm	00001062	25	0.92/pce
		<b>No. 16/120</b>	<b>L</b> approx.: 1176 mm	00001063	25	1.03/pce
		<b>No. 16/130</b>	<b>L</b> approx.: 1276 mm	00001064	25	1.08/pce
		<b>No. 16/140</b>	<b>L</b> approx.: 1376 mm	00001065	25	1.18/pce
		<b>No. 16/150</b>	<b>L</b> approx.: 1476 mm	00001066	25	1.27/pce
		<b>No. 16/160</b>	<b>L</b> approx.: 1576 mm	00001067	25	1.37/pce
		<b>No. 16/170</b>	<b>L</b> approx.: 1676 mm	00001068	25	1.44/pce
		<b>No. 16/180</b>	<b>L</b> approx.: 1776 mm	00001069	25	1.52/pce
<b>No. 16/190</b>	<b>L</b> approx.: 1876 mm	00001070	25	1.61/pce		
<b>No. 16/200</b>	<b>L</b> approx.: 1976 mm	00001071	25	1.75/pce		
4		<b>No. 66E</b> Safety Clip	galvanised	00078108	100	0.49/pce
5		<b>No. 70E</b> Main Tee	Height: 30.7 mm Thickness: 1.5 mm Length: 3750 mm galvanised	00011502	10	4.46/m
1		<b>No. 75E</b> Wall Anchor	Length: 97 mm Height: 25 mm Width: 35 mm galvanised	00078115	100	0.81/pce
6		<b>No. 76</b> Safety Pin for Nonius Hanger	Length: 70 mm Thickness: 3 mm galvanised	00070412	100	0.16/pce
5		<b>No. 77E</b> Connector for Main Tee	Length: 95 mm galvanised	00078109	100	1.11/pce


## System S 36 – Progress

### SYSTEM COMPONENTS 2/2

	Illustration	Description	Specifications	Part no.	PU	Price [€]
3		<b>No. 90E01</b> (punched) Z Main Tee	Length: 3000 mm Width: 28 mm Height: 38 mm Thickness: 1.2 mm galvanised	00075610	10	6.80/m
6		<b>No. 1782E</b> Nonius Hanger Lower Element	Hanger for Nonius and Spring-Tension Wire Length: 135 mm galvanised	00077660	100	0.98/pce
1		<b>No. 5110B</b> Wall Connection Profile	Height: 30 mm Width: 70 mm Thickness: 2 mm visible side powder-coated black Length: 3000 mm	00084692	4	11.90/m

For further connection variants, refer to [brochure 9336 e.](#)





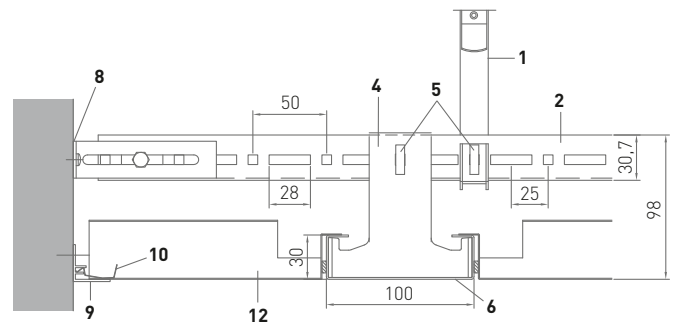
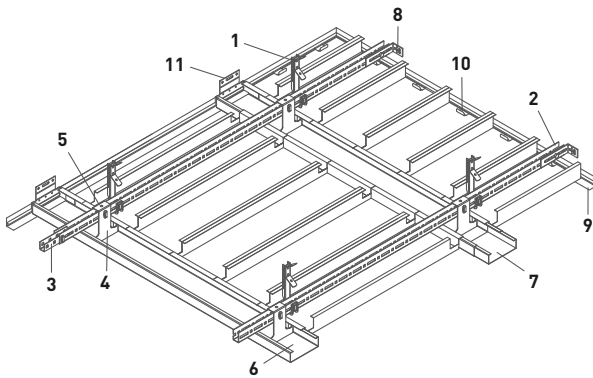
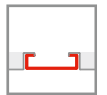
# GRID FOR METAL TILES

## System S 48

■ OWAconstruct



### C BANDRASTER – DEMOUNTABLE



COMPATIBLE WITH EDGE 10 TILES  OR EDGE 13 TILES 

L0 – unperforated  
Rg2516  
Rd1522

Additional Perforations and Mesh available on request.




## System S 48

### QUANTITY REQUIREMENTS AND BOTTOM EDGE GUIDE PRICE per m<sup>2</sup> for Suspension System

Construction Elements		Centre-to-Centre Spacing with Suspension Grid [mm]	
		1250	1500
1	Nonius Hanger	0.6 pcs	0.7 pcs
1	Hanger Extension	0.6 pcs	0.7 pcs
1	Hanger Lower Element	0.6 pcs	0.7 pcs
1	Safety Pin	0.6 pcs	0.7 pcs
2	Main Tee	0.7 m	0.8 m
3	Connector	0.1 pcs	0.2 pcs
4	Hanger	0.6 pcs	0.5 pcs
5	Safety Clip	1.3 pcs	1.4 pcs
6	C-Bandraster	0.8 m	0.7 m
7	Connector	0.2 pcs	0.2 pcs
8	Wall Anchor	dependent on room geometry	
9	Wall Angle F-Shaped	dependent on room geometry	
10	Wall Spring Clip	dependent on room geometry	
11	Wall Anchor	dependent on room geometry	
<b>Grid-GP, approx. [€/m<sup>2</sup>]</b>		20.49	19.51


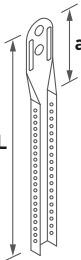
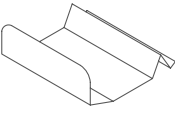

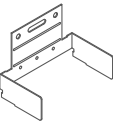
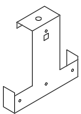
plus Wall Angle, Wall Anchor and Wall Spring Clip and, if required, Hanger Extension, Lower Element and Safety Pin

### SYSTEM COMPONENTS 1/3

	Illustration	Description	Specifications	Part no.	PU	Price [€]
9		<b>No. 50F</b> Wall Angle F-Shaped	Height: 25 mm Width: 25 mm Thickness: 1.2 mm Material: Alu  visible side powder-coated white (similar RAL 9003)			
			Length: 3000 mm	00085327	10	4.25/m
5		<b>No. 66E</b> Safety Clip	galvanised	00078108	100	0.49/pce
2		<b>No. 70E</b> Main Tee	Height: 30.7 mm Thickness: 1.5 mm Length: 3750 mm galvanised	00011502	10	4.46/m
8		<b>No. 75E</b> Wall Anchor	Length: 97 mm Height: 25 mm Width: 35 mm galvanised	00078115	100	0.81/pce
1		<b>No. 76</b> Safety Pin for Nonius Hanger	Length: 70 mm Thickness: 3 mm galvanised	00070412	100	0.16/pce
3		<b>No. 77E</b> Connector for Main Tee	Length: 95 mm galvanised	00078109	100	1.11/pce

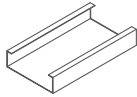
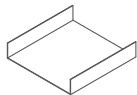
# System S 48

## SYSTEM COMPONENTS 2/3

	Illustration	Description	Specifications	Part no.	PU	Price [€]
1		<b>No. 1782E</b> Nonius Hanger Lower Element	Hanger for Nonius and Spring-Tension Wire Length: 135 mm galvanised	00077660	100	0.98/pce
1		<b>No. 16/...</b> Hanger Extension (Nonius) suitable for no. 1782E	galvanised also available in longer lengths on request to nr. 16/100: punched throughout from no. 16/110: 504 mm perforated <b>a</b> approx. 36 mm			
		<b>No. 16/15</b>	<b>L</b> approx.: 123 mm	00001052	100	0.14/pce
		<b>No. 16/20</b>	<b>L</b> approx.: 171 mm	00001053	100	0.18/pce
		<b>No. 16/30</b>	<b>L</b> approx.: 273 mm	00001054	100	0.23/pce
		<b>No. 16/40</b>	<b>L</b> approx.: 376 mm	00001055	100	0.30/pce
		<b>No. 16/50</b>	<b>L</b> approx.: 476 mm	00001056	100	0.37/pce
		<b>No. 16/60</b>	<b>L</b> approx.: 576 mm	00001057	100	0.45/pce
		<b>No. 16/70</b>	<b>L</b> approx.: 676 mm	00001058	100	0.56/pce
		<b>No. 16/80</b>	<b>L</b> approx.: 776 mm	00001059	100	0.65/pce
		<b>No. 16/90</b>	<b>L</b> approx.: 876 mm	00001060	100	0.69/pce
		<b>No. 16/100</b>	<b>L</b> approx.: 976 mm	00001061	100	0.76/pce
		<b>No. 16/110</b>	<b>L</b> approx.: 1076 mm	00001062	25	0.92/pce
		<b>No. 16/120</b>	<b>L</b> approx.: 1176 mm	00001063	25	1.03/pce
		<b>No. 16/130</b>	<b>L</b> approx.: 1276 mm	00001064	25	1.08/pce
		<b>No. 16/140</b>	<b>L</b> approx.: 1376 mm	00001065	25	1.18/pce
		<b>No. 16/150</b>	<b>L</b> approx.: 1476 mm	00001066	25	1.27/pce
		<b>No. 16/160</b>	<b>L</b> approx.: 1576 mm	00001067	25	1.37/pce
<b>No. 16/170</b>	<b>L</b> approx.: 1676 mm	00001068	25	1.44/pce		
<b>No. 16/180</b>	<b>L</b> approx.: 1776 mm	00001069	25	1.52/pce		
<b>No. 16/190</b>	<b>L</b> approx.: 1876 mm	00001070	25	1.61/pce		
<b>No. 16/200</b>	<b>L</b> approx.: 1976 mm	00001071	25	1.75/pce		
10		<b>No. 5220</b> Wall Spring Clip for all F-Shaped Wall Angles Alu	Width: 37 mm Length: 40 mm	00069431	100	0.34/pce
1		<b>No. 7010B</b> Nonius Hanger Lower Element	Length: 120 mm galvanised	00077641	100	3.04/pce
11		<b>No. 7510B</b> Wall Anchor bzw. Cross Connector for Bandraster C-Shaped	galvanised	00077643	10	5.05/pce
4		<b>No. 7910E</b> Hanger	Height: 100 mm Width: 100 mm galvanised	00078112	100	4.85/pce

## System S 48

### SYSTEM COMPONENTS 3/3

	Illustration	Description	Specifications	Part no.	PU	Price [€]
6		<b>No. 8010B</b> Bandraster Profile C-Shaped (frames)	Length: 4000 mm Height: 30 mm Width: 100 mm Thickness: 1.00 mm White	00077637	4	14.10/m
7		<b>No. 8210B</b> Connector	Length: 100 mm Width: 97 mm galvanised	00077640	10	3.04/pce

### MAIN TEE AND HANGER SPACING

Tile Length	Main Tee Spacing	Hanger Spacing
600 mm	1875 mm	1200 mm
625 mm	1875 mm	1250 mm
1250 mm	1350 mm	1250 mm
1500 mm	1200 mm	1500 mm
2000 mm	1050 mm	2000 mm
2500 mm	850 mm	2000 mm

Spacing of Load-Bearing Profiles and Suspension Hangers applies in the absence of any additional imposed loads. Suspension Hangers are to be positioned at the intersection point.




## LIGHT FIXTURES


---

- OWAconstruct

In addition to high-quality Acoustic Ceiling Tiles and precisely fitting substructures, lighting solutions perfectly matched to the OWA Ceiling Systems complete the overall concept. Acoustics and lighting work together. Various recessed luminaires can be freely combined to create diverse surface patterns. A harmonious and reliable all-in-one solution from a single source.







# DESIGN LIGHT FIXTURES

OWAlight *by Hadi Teherani*

■ OWAconsult collection



**Light Colour:** 4000 K, DALI dimmable

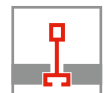
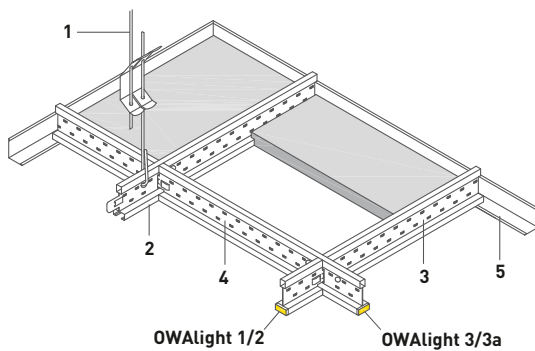
**Electrical Equipment:**

- LED Driver, voltage 24 V, DC
- Power Consumption:
  - 12 W (600 mm LED Strip)
  - 24 W (1200 mm LED Strip)
- Connection via external Control Gear/Transformer

## OWAlight

### AVAILABLE SYSTEMS

Dimension	Visible
	S 15b OWAline
	■
	■



## LED LIGHT TRACKS – OWAlight for System S 15b OWAline


	Description	Part no.	Rating	PU	Price [€]	Del. Cat. <sup>1</sup>
OWAlight 1	Cross Tree, length: 600 mm, height: 38 mm, width: 14.3 mm outer side white inner side: LED light band over a length of 600 mm rails delivered ready to plug in Cable length: 2000 mm, power consumption: 12 W	00072860	IP 20	1	106.85	X
OWAlight 2	Cross Tree, length: 1200 mm, height: 38 mm, width: 14.3 mm outer side white, with central cross tee slot inner side: LED light band over a length of 600 mm rails delivered ready to plug in Cable length: 2000 mm, power consumption: 12 W	00072861	IP 20	1	110.70	X
OWAlight 3	Cross Tree, length: 1200 mm, height: 38 mm, width: 14.3 mm outer side white, with central cross tee slot inner side: LED light band over a length of 1200 mm rails delivered ready to plug in Cable length: 2000 mm, power consumption: 24 W	00072862	IP 20	1	199.70	X
OWAlight 3a	Cross Tree, length: 1200 mm, height: 38 mm, width: 14.3 mm outer side white, without central cross tee slot inner side: LED light band over a length of 1200 mm rails delivered ready to plug in Cable length: 2000 mm, power consumption: 24 W	00072863	IP 20	1	199.70	X
Zubehör	Transformator 100 W, DALI dimmable <sup>2</sup>	00076338		1	98.40	X
	Transformator 240 W, DALI dimmable <sup>1</sup>	00076339		1	133.50	X
	Multiple plug 6-fold, cable length 1000 mm	00076182		1	23.90	X
	Extension Cable with Plug and Socket, length: 2000 mm	00070521		1	20.00	X


Easily connected to the Transformer they form part of the Suspension System S 15b OWAline and can be used to form linear, parallel, rectangular or square patterns by replacing standard Cross Tee no's 3514, 3524 and/or 3512. Based on anticipated room usage, dimensions, decor, building orientation and available natural daylight the OWAconsult team can, where required, provide lighting calculations and layout plans. Colour 4000 K, neutral white. See [brochure 9630 e Integrated lighting](#).

OWAlight rails are compatible exclusively with Main and Cross Tees of the S 15b OWAline System with order numbers 3500, 3512, 3514 and 3524. When placing an order, always include those Profiles. The installation of OWAlight in existing S 15b Ceiling Systems must be coordinated with the OWAconsult technical advisory department. Refer to brochure [brochure 1022 e S 15b OWAline](#).

<sup>1</sup> See page 6 for delivery category details.

<sup>2</sup> A minimum power reserve of 10 % must be retained for each transformer.

 Availability may be limited depending on the region. For further information, please contact our Customer Service Team: tel: +49 9373 201-0 | info@owa.de



# DESIGN LIGHT FIXTURES

## Luminosonic

■ OWAconsult collection



### Luminaire Body:

LED recessed luminaire designed as an acoustic light fitting with integrated OWAacoustic Mineral Tile.

### Applications:

Office areas without VDU workstations, schools, and public buildings with a focus on energy efficiency.




**Light Colour:** 4000 K, DALI dimmable

### Electrical Equipment:

- LED Driver, voltage: 220–240 V, 50–60 Hz, DC
- Power Consumption: 40 W
- Connection via external Control Gear/Transformer

## Luminosonic

### AVAILABLE SYSTEMS

	Visible	OWAtecta
<b>Dimension</b>	<b>S 3</b>	<b>S 33</b>
		




### LED DESIGN LIGHT FIXTURE – Luminosonic for System S 3


Description	Dimension [mm]	Part no.	Rating	Power Consumption	PU	Price [€]	Del. Cat. <sup>1</sup>
Luminosonic	625 x 625 x 15	00084808	IP 20	40 W	1	122.25	X
Transformator 40 W		00084809			1	80.20	X

Light Colour 4000 K, DALI dimmable; order one 40 W Transformer per luminaire.

See [brochure 9630 e Light Fixtures](#).

<sup>1</sup> See page 6 for delivery category details.


 Availability may be limited depending on the region. For further information, please contact our Customer Service Team: tel: +49 9373 201-0 | info@owa.de



# DESIGN LIGHT FIXTURES

## Trapeze LED A *by Hadi Teherani*

■ OWAconsult collection



### Luminaire Body:

LED recessed luminaire with a narrow visible frame, housing powder-coated in white, light distribution via opal acrylic glass panel; luminaire housing not serviceable.

### Applications:

Office areas<sup>1</sup>, schools, public buildings with a focus on energy efficiency.

**Light Colour:** 4000 K, DALI dimmable

### Electrical Equipment:

- LED Driver, voltage: 220-240 V, 50-60 Hz, DC
- Power Consumption: 35 W
- Connection via Terminal Block

<sup>1</sup> The Luminaire slightly exceeds the UGR value.

## Trapeze LED A

### AVAILABLE SYSTEMS

Dimension	Visible
	S 15b OWALine



### LED DESIGN LIGHT FIXTURE – Trapeze LED A for System S 15b OWALine


	Dimension [mm]	Part no.	Rating	Power Consumption	Ballast unit	PU	Price [€]	Del. Cat. <sup>1</sup>
Satin	1200 x 400/200 x 103	00079770	IP 20	35 W	LED Driver	1	933.20	X

Light Colour 4000 K, neutral white, DALI dimmable, incl. light source, with visible frame.

See [brochure 9630 e Light Fixtures](#).

<sup>1</sup> See page 6 for delivery category details.


Availability may be limited depending on the region. For further information, please contact our Customer Service Team: tel: +49 9373 201-0 | info@owa.de



# DESIGN LIGHT FIXTURES

Corpus LED *by Hadi Teherani*

■ OWAconsult collection



**Luminaire Body:**

LED pendant luminaire with cable suspension.

**Applications:**

Office areas without VDU workstations, schools, and public buildings with a focus on energy efficiency.

**Light Colour:** 4000 K and tunable white, DALI dimmable.

**Electrical Equipment:**

- LED Driver, voltage: 220–240 V, 50–60 Hz, DC
- Power Consumption: 92 W (4000 K), 53 W (tunable white)
- Connection via Terminal Block

## Corpus LED

### AVAILABLE SYSTEMS

Dimension	Corpus
■	■



## Corpus LED

### LED DESIGN LIGHT FIXTURE – Corpus LED Complete Package


	Dimension [mm]	Light Colour	Rating	Ballast unit	Part no.	Price [€]	Del. Cat. <sup>1</sup>
<b>Corpus Q1<sup>2</sup></b>	520 x 520 x 150	4000 K	IP 20		SET-CORPUSQ1-4K	on request	X
consisting of:							
LED Panel	520 x 520 x 25	4000 K		LED Driver	00079615	515.35	X
Q1 Diffusor	520 x 520 x 150				00093494	214.20	X
Suspension Kit	Set consists of Wire Rope, length 1500 mm, Rope Adjuster with Safety Hook and Ceiling Fastener M6				00080477	46.35	X
<b>Corpus Q2<sup>1</sup></b>	520 x 520 x 300	4000 K	IP 20		SET-CORPUSQ2-4K	on request	X
consisting of:							
LED Panel	520 x 520 x 25	4000 K		LED Driver	00079615	515.35	X
Q2 Diffusor	520 x 520 x 300				00093495	237.30	X
Suspension Kit	Set consists of Wire Rope, length 1500 mm, Rope Adjuster with Safety Hook and Ceiling Fastener M6				00080477	46.35	X
<b>Corpus Q1<sup>1</sup></b>	520 x 520 x 150	tunable white	IP 20		SET-CORPUSQ1-TW	on request	X
consisting of:							
LED Panel	520 x 520 x 25	tunable white		LED Driver	00079258	926.75	X
Q1 Diffusor	520 x 520 x 150				00093494	214.20	X
Suspension Kit	Set consists of Wire Rope, length 1500 mm, Rope Adjuster with Safety Hook and Ceiling Fastener M6				00080477	46.35	X
<b>Corpus Q2<sup>1</sup></b>	520 x 520 x 300	tunable white	IP 20		SET-CORPUSQ2-TW	on request	X
consisting of:							
LED Panel	520 x 520 x 25	tunable white		LED Driver	00079258	926.75	X
Q2 Diffusor	520 x 520 x 300				00093495	237.30	X
Suspension Kit	Set consists of Wire Rope, length 1500 mm, Rope Adjuster with Safety Hook and Ceiling Fastener M6				00080477	46.35	X



Suspension Kit

<sup>1</sup> See page 6 for delivery category details.

<sup>2</sup> Consisting of LED Panel, Diffusor and Suspension Kit. LED Panels, Diffusers and Suspension Kits do not need to be ordered separately, as they are included in the scope of delivery of the respective Corpus Complete Package part numbers. See [brochure 9630 e Light Fixtures](#).


 Availability may be limited depending on the region. For further information, please contact our Customer Service Team: tel: +49 9373 201-0 | [info@owa.de](mailto:info@owa.de)



# STANDARD LIGHT FIXTURES

## Standard LED

■ OWAconstruct



### Luminaire Body:

Recessed single luminaire, housing powder-coated in white. Designed for lay-in installation. High-efficiency LED light unit. Light distribution via opal acrylic glass panel.

### Applications:

Schools and public buildings with a focus on energy efficiency.











**Light Colour:** 4000 K, non-dimmable

### Electrical Equipment:

- LED Driver, voltage: 220–240 V, 50–60 Hz
- Power Consumption: 41 W
- Connection via terminal block

## Standard LED

### AVAILABLE SYSTEMS

Dimension	Visible						OWAtecta		
	S 3	S 3 cliq	S 3a	S 3a cliq	S 15 cliq	S 15a cliq	S 15b	S 33	S 45
									


### LIGHT FIXTURE

Module Size	Dimension [mm]	Part no.	Rating	Power Consumption	Ballast unit	Price [€]	Del. Cat. <sup>2</sup>
625 x 625 mm	622 x 622 x 93	00074740	IP 20	41 W	LED Driver	245.50	A

Lighting calculation for the first room: €300; each additional room: €150 net.

<sup>1</sup> Without the Mounting Kit, the Luminaire is not flush with the ceiling.

<sup>2</sup> See page 6 for delivery category details.

 Availability may be limited depending on the region. For further information, please contact our Customer Service Team: tel: +49 9373 201-0 | info@owa.de



# STANDARD LIGHT FIXTURES

## Lifetime LED

■ OWAconstruct



### Luminaire Body:

Recessed single luminaire, housing powder-coated in white. Designed for lay-in installation and concealed systems. High-efficiency LED light unit. Light distribution via opal acrylic glass panel. Frame can be folded down on both sides via latch mechanism.

### Applications:

Schools and public buildings with a focus on energy efficiency.



**Light Colour:** 4000 K, DALI dimmable, incl. mounting kit

### Electrical Equipment:

- LED Driver, voltage: 220–240 V, 50–60 Hz
- Power Consumption: 41 W (square), 35 W (rectangular)
- Connection via terminal block

## Lifetime LED

### AVAILABLE SYSTEMS

	Visible				Semi-Concealed	Clear Spanning	Bandraaster	OWAtecta		
	S 3	S 3a	S 15 cliq				S 18d	S 22	S 33	
Dimension	S 3 cliq	S 3a cliq	S 15a cliq	S 15b	S 2p	S 6a/b/c	S 18p/k	S 32	S 45	S 48
	■	■	■	■ <sup>1</sup>				■ <sup>2</sup>	■	
	■	■	■		■	■	■			■

### LIGHT FIXTURE


Module Size	Dimension [mm]	Part no.	Rating	Power Consumption	Ballast unit	Price [€]	Del. Cat. <sup>3</sup>
600 x 600 mm	597 x 597 x 105	00075122	IP 20	41 W	LED Driver	382.35	A
625 x 625 mm	622 x 622 x 105	00074741	IP 20	41 W	LED Driver	329.60	A
1200 x 300 mm	1197 x 297 x 105	00075161	IP 20	35 W	LED Driver	529.90	X
1250 x 312.5 mm	1247 x 309.5 x 105	00076277	IP 20	35 W	LED Driver	508.90	X

Lighting calculation for the first room: €300; each additional room: €150 net.

<sup>1</sup> Without the Mounting Kit, the Luminaire is not flush with the ceiling.

<sup>2</sup> S 22 and S 32 [Edge 01 and Edge 01s]

<sup>3</sup> See page 6 for delivery category details.


 Availability may be limited depending on the region. For further information, please contact our Customer Service Team: tel: +49 9373 201-0 | info@owa.de



# STANDARD LIGHT FIXTURES

## Lifetime plus LED

■ OWAconstruct



### Luminaire Body:

Recessed single luminaire, housing powder-coated in white. Designed for lay-in installation and concealed systems. High-efficiency LED light unit. Light distribution via satin-finish acrylic glass panel. Frame can be folded down on both sides via latch mechanism.

### Applications:

Schools, public buildings with a focus on energy efficiency, cleanrooms ISO 4 (IP54).

**Light Colour:** 4000 K, DALI dimmable

### Electrical Equipment:

- LED Driver, voltage: 220–240 V, 50–60 Hz
- Power Consumption: 31 W
- Connection via Terminal Block

## Lifetime plus LED (satin finish)

### AVAILABLE SYSTEMS

	Visible			OWAtecta				
	S 3	S 3a	S 15 cliq					
Dimension	S 3 cliq	S 3a cliq	S 15a cliq	S 15b	S 22	S 32	S 33	S 45
	■	■	■	■ <sup>1</sup>	■	■	■	■

### LIGHT FIXTURE

Module Size	Dimension [mm]	Part no.	Rating	Power Consumption	Ballast unit	Price [€]	Del. Cat. <sup>2</sup>
625 x 625 mm	622 x 622 x 75	00079405	IP 40	31 W	LED Driver	357.15	A
625 x 625 mm	622 x 622 x 75	00079550	IP 54	31 W	LED Driver	401.10	A

### MOUNTING KIT

for System	OWA-No.	Part no.	Price [€]
S 15b, S 22 (Edge 01 and 01s), S 32 (Edge 01 and 01s)	8067/13	00079869	34.40
S 22 (Edge 02 and 02s), S 32 (Edge 02 and 02s)	8067/14	00079870	76.05

Lighting calculation for the first room: €300; each additional room: €150 net.

<sup>1</sup> Without the Mounting Kit, the Luminaire is not flush with the ceiling.

<sup>2</sup> See page 6 for delivery category details.

Availability may be limited depending on the region. For further information, please contact our Customer Service Team: tel: +49 9373 201-0 | info@owa.de



# STANDARD LIGHT FIXTURES

## Lifetime plus LED

■ OWAconstruct



### Luminaire Body:

Recessed single luminaire, housing powder-coated in white. Designed for lay-in installation and concealed systems. High-efficiency LED light unit. Light distribution via micro-prismatic acrylic glass panel. Frame can be folded down on both sides via latch mechanism.

### Applications:

Offices, schools, public buildings with a focus on energy efficiency, cleanrooms ISO 4 (IP54).

**Light Colour:** 4000 K, DALI dimmable

### Electrical Equipment:

- LED Driver, voltage: 220–240 V, 50–60 Hz
- Power Consumption: 31 W
- Connection via Terminal Block

## Lifetime plus LED (microprismatic)

### AVAILABLE SYSTEMS

	visible			OWAtecta				
	S 3	S 3a	S 15 cliq					
Dimension	S 3 cliq	S 3a cliq	S 15a cliq	S 15b	S 22	S 32	S 33	S 45
	■	■	■	■ <sup>1</sup>	■	■	■	■

### LIGHT FIXTURE

Module Size	Dimension [mm]	Part no.	Rating	Power Consumption	Ballast unit	Price [€]	Del. Cat. <sup>2</sup>
625 x 625 mm	622 x 622 x 75	00079546	IP 40	31 W	LED Driver	on request	X
625 x 625 mm	622 x 622 x 75	00079548	IP 54	31 W	LED Driver	on request	X


### MOUNTING KIT

for System	OWA-No.	Part no.	Price [€]
S 15b, S 22 (Edge 01 and 01s), S 32 (Edge 01 and 01s)	8067/13	00079869	34.40
S 22 (Edge 02 and 02s), S 32 (Edge 02 and 02s)	8067/14	00079870	76.05

Lighting calculation for the first room: €300; each additional room: €150 net.

<sup>1</sup> Without the Mounting Kit, the Luminaire is not flush with the ceiling.

<sup>2</sup> See page 6 for delivery category details.

 Availability may be limited depending on the region. For further information, please contact our Customer Service Team: tel: +49 9373 201-0 | info@owa.de



# STANDARD LIGHT FIXTURES

## Light Grid, Acrylic Glass Pane

■ OWAconstruct

Illustration	Product no.	Eigenschaften	Part no.	PU	Price [€]
	<b>No. 5400</b> Satin Acrylic Sheet	Module: 625 x 625 mm Colour: Opal White B1 according to DIN 4102	00067955	loose	74.85/pce
	Plastic Grid	Translucent Polystyrene Grid Web Dimensions (L x B x H): 15 x 15 x 8 mm Shield Angle: approx. 28° Light Opening in Grid: > 80 % Colour: Opal White			
	<b>No. 8063</b>	Module: 625 x 625 mm	00089943	10	20.85/pce
	<b>No. 8063/0</b>	Module: 1250 x 625 mm	00089944	10	38.55/pce
	Parabolic Mirror Grid	Metallic Polystyrene Grid with Parabolically Aligned Web Walls for minimizing Glare at Workplaces with Monitor Screens. Module: 625 x 625 mm Colour: Silver			
	<b>No. 8063/1</b>	Web Dimensions (L x B x H): 13 x 13 x 11 mm Shield Angle: approx. 45° Light Opening in Grid: approx. 55 %	00001581	10	64.65/pce
	<b>No. 8063/3</b>	Web Dimensions (L x B x H): 20 x 20 x 13 mm Shield Angle: approx. 31° Light Opening in Grid: approx. 60 %	00001583	10	51.40/pce
	<b>No. 8063/5</b>	Web Dimensions (L x B x H): 37 x 37 x 22 mm Shield Angle: approx. 37° Light Opening in Grid: approx. 62 %	00001587	10	on request
	Aluminium Grid	Aluminium Grid designed for Glare Minimization Web Dimensions (L x B x H): 13 x 13 x 13 mm Shield Angle: approx. 45° Light Opening in Grid: approx. 95 % Module: 625 x 625 mm			
	<b>No. 8063/7</b>	Colour: White	00093188	10	56.10/pce
	<b>No. 8063/8</b>	Colour: Anodised	00086930	10	76.05/pce
	<b>No. 8063/9</b> Opal plate	Module: 625 x 625 mm Colour: Opal White Thickness: 3 mm Material Translucency: approx. 40 %	00076866	loose	40.80/pce
	<b>No. 8063/10</b> Acrylic Glass Plane	Module: 625 x 625 mm Colour: Transparent (clear) Thickness: 3 mm	00001592	loose	55.40/pce

Other dimensions available on request



# LIGHT FIXTURES

## Cut-Outs

■ OWAconstruct

### FOR MINERAL TILES

Cut-outs for downlights, loudspeakers or smoke detectors can be made in our Mineral Tiles easily using a standard utility knife – precise and with minimal effort. Thanks to the high-quality manufacturing, all components are firmly bonded, meaning that post-treatment of the cut edges is generally not required. This saves time and ensures a clean, professional result directly during installation.

### FOR METAL TILES (SQUARE AND RECTANGULAR)

The following types of cut-outs are available for Metal Tiles. Feel free to contact us – we will be happy to advise you.

Type	Illustration
<b>Type 1</b> without upstand	
<b>Type 2</b> as Type 1, but with 26 mm upstand on the long side 20 mm upstand on the short side	
<b>Type 3</b> as Type 2, but with Reinforcement Bracket	
<b>Type 4</b> round cut-out without upstand	

Prices on request



# LIGHT FIXTURES

## Fire Boxes

■ OWAconstruct

### FIRE BOXES for Light Fixtures

MINOWA® Tile	Part no.	for Light Fixturesn-Dimension [mm]	PU	Pak/Pal	Price/pce [€]	Del. Cat. <sup>1</sup>
15 mm thick	00009873 <sup>2</sup>	600 x 600	4	15	32.75	A
		625 x 625	4	15	32.75	A
	00009925 <sup>1</sup>	1200 x 300	4	30	38.95	C
		1250 x 312.5	4	30	38.95	C
40 mm thick	00026998 <sup>1</sup>	600 x 600	1	22	53.15	C
		625 x 625	1	22	53.15	C
	00082619 <sup>1</sup>	1200 x 300	1		53.15	C
		1250 x 312.5	1		53.15	C

For OWAacoustic Ceilings as independent fire preventive units (Barriere) 40 mm thick Fire Boxes must be installed.

### FIRE BOXES for Downlights




MINOWA® Tile	Part no.	for Light Fixturesn-Dimension [mm]	PU	Pak/Pal	Price/pce [€]	Del. Cat. <sup>1</sup>
21 mm thick	00061237 <sup>1</sup>	321 x 321	8		37.45	C
	00062859 <sup>1</sup>	615 x 615	4	36	74.20	C

### MINOWA® BSK FIRE-RESISTANT TILES for on-site cutting

MINOWA® Tile	Part no.	Dimension [mm]	PU	Pak/Pal	Price/m <sup>2</sup> [€]	Del. Cat. <sup>1</sup>
15 mm thick	00082673 <sup>3</sup>	2500 x 1250 x 15	1	48	11.05	X
40 mm thick	00082674 <sup>2</sup>	2500 x 1250 x 40	1	17	43.10	X
21 mm thick	00082675 <sup>2</sup>	2400 x 1200 x 21	1	35	14.45	X

Small quantities of MINOWA Fire Resistance Tiles are supplied untrimmed (i.e. oversize).

### ACCESSORIES

Illustration	Product no.	Specifications	Part no.	PU	Price [€]
	<b>No. 99/24</b> Adhesive for OWA Fire Box	310 ml Cartridge Do not store adhesive below 5 °C or above 30 °C, use quickly after opening.	00056803	12	10.48/pce
	<b>No. 5365</b> Ⓢ Wire Pin Nail Countersunk Head for 40 mm Fire Box	Length: 80 mm Thickness: 3.1 mm	00079102	50	on request
	<b>No. 5366</b> Ⓢ Ribbed Wire Pin Nail for 15 and 21 mm Fire Box	Length: 50 mm Thickness: 4.2 mm	00064418	16	on request

Material requirement per fire box see [brochure 9501 e](#)

<sup>1</sup> See page 6 for delivery category details.

<sup>2</sup> Adhesive is not included in OWA Fire Box and must be ordered separately.

<sup>3</sup> Adhesive and Wire Pin Nail Countersunk Head (or Wire Pin Nail, depending on the thickness of the MINOWA board) must be ordered separately.

Ⓢ Availability may be limited depending on the region. For further information, please contact our Customer Service Team: tel: +49 9373 201-0 | info@owa.de






## COMPONENTS AND ACCESSORIES

---

- OWAconstruct

With the OWAconstruct Suspension and Installation Systems, you benefit from a high level of safety and reliability. The various systems have a significant influence on the visual appearance of the Ceiling Grid and therefore represent an essential design element. Corresponding test certificates are available – both for the Suspension Systems and for the Fire Resistance Performance in combination with our OWAacoustic Mineral Tiles.



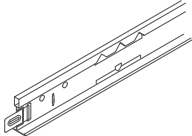
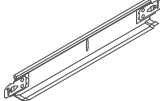
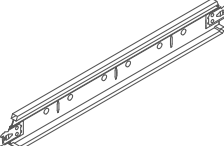
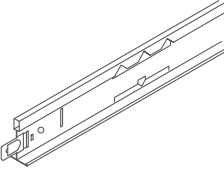
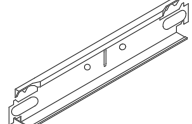
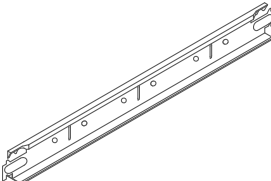
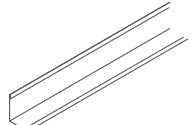




# COMPONENTS AND ACCESSORIES

## Standard Profiles

■ OWAconstruct

Illustration	Description	Dimension	Part no.	PU	Price [€]
	<b>cliq-24-MR</b> Main Tee 24 mm wide	Height: 38 mm Length: 3750 mm Visible Side: White	00066017	20	1.87/m
	<b>cliq-24-CT</b> Cross Tee short, 24 mm wide, joggled	Height: 25 mm Length: 625 mm Visible Side: White	00061862	60	1.87/m
	<b>cliq-24-CT</b> Cross Tee long, 24 mm wide, joggled	Height: 32 mm Length: 1250 mm Visible Side: White	00066023	60	1.87/m
	<b>No. 45</b> Main Tee 24 mm wide	Height: 38 mm Length: 3750 mm Visible Side: White	00066011	25	1.87/m
	<b>No. 46</b> Cross Tee 24 mm wide, butt-jointed	Height: 32 mm Length: 625 mm Visible Side: White	00059095	75	1.87/m
	<b>No. 47</b> Cross Tee 24 mm wide, butt-jointed	Height: 32 mm Length: 1250 mm Visible Side: White	00066013	50	1.87/m
	<b>No. 50G</b> Wall Angle	Height: 24 mm Width: 19 mm Length: 3050 mm Visible Side: White	00066368	40	1.35/m



# COMPONENTS AND ACCESSORIES

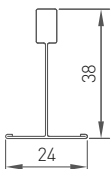
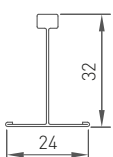
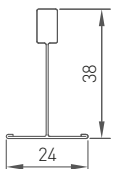
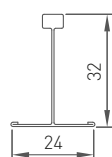
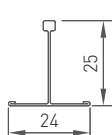
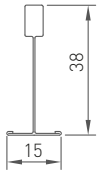
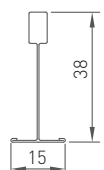
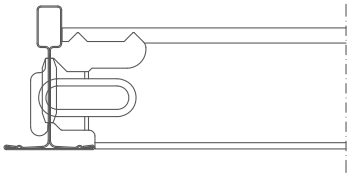
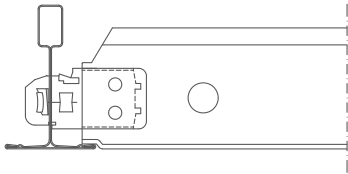


## Exposed Grid Profiles

■ OWAconstruct

Exposed Grid Profiles constitute a substructure made of T Profiles that forms the load-bearing framework for modular Ceiling Systems and is essential for stability, flexibility and overall appearance. Depending on architectural requirements and technical specifications, two profile widths are available: 15 mm and 24 mm.

The 15 mm exposed Profile provides a slender, refined appearance and is particularly suitable for areas with high architectural design standards. Its discreet visual impact allows the ceiling tiles to remain the dominant element.

The 24 mm exposed Profile represents the standard solution for robust and functional ceiling systems. It offers high structural stability and is especially suitable for areas subject to intensive use, frequent access for maintenance, or increased technical demands.

	Hook-In System		Cliq-System		
	<b>Main Tee</b> No. 45	<b>Cross Tee long and short</b> No. 46, 47, 48	<b>Main Tee</b> cliq-24-MR	<b>Cross Tee</b> cliq-24-CT long	<b>Cross Tee</b> cliq-24-CT short
<b>Width: 24 mm</b>					
<b>Width: 15 mm</b>	-	-			-
<b>Connection</b>	Butt-joint connection for straightforward installation and removal		Cranked, overlapping design for an especially robust connection and a high-quality visual finish		
					
<b>Installation Video</b>					

In addition to the substructure with conventional T Profiles, Shadow-Gap T Profiles, Bandraster Systems, Free-Spanning Ceiling Systems, Long-Span Carrier Systems and many other solutions are also available.



# COMPONENTS AND ACCESSORIES

## Coloured Profiles

■ OWAconstruct

### GROSS SURCHARGE FOR COLOUR-COATED CONSTRUCTION ELEMENTS

The Construction Elements listed in this section can be delivered in all solid RAL colours for an extra fee. Other colours on request.

Illustration	Description	Specifications	Extra Charge [€]
	<b>cliq-15-MR</b> Main Tee 15 mm wide	Height: 38 mm visible side solid RAL colour <sup>1</sup> Length: 3000 mm Length: 3125 mm	5.75/m
	<b>cliq-15-CT</b> Cross Tee short, 15 mm wide, joggled	Height: 38 mm visible side solid RAL colour <sup>1</sup> Length: 600 mm Length: 625 mm	5.75/m
	<b>cliq-15-CT</b> Cross Tee long, 15 mm wide, joggled	Height: 38 mm visible side solid RAL colour <sup>1</sup> Length: 1200 mm Length: 1250 mm	5.75/m
	<b>cliq-24-MR</b> Main Tee 24 mm wide	Height: 38 mm visible side solid RAL colour <sup>1</sup> Length: 3600 mm Length: 3750 mm	5.75/m
	<b>cliq-24-CT</b> Cross Tee short, 24 mm wide, joggled	Height: 25 mm visible side solid RAL colour <sup>1</sup> Length: 600 mm Length: 625 mm	5.75/m
	<b>cliq-24-CT</b> Cross Tee long, 24 mm wide, joggled	Height: 32 mm visible side solid RAL colour <sup>1</sup> Length: 1200 mm Length: 1250 mm	5.75/m
	<b>No. 45</b> Main Tee 24 mm wide	Height: 38 mm visible side solid RAL colour <sup>1</sup> Length: 3700 mm Length: 3750 mm	5.75/m
	<b>No. 46</b> Cross Tee 24 mm wide, butt-jointed	Height: 32 mm visible side solid RAL colour <sup>1</sup> Length: 600 mm Length: 625 mm	5.75/m
	<b>No. 47</b> Cross Tee 24 mm wide, butt-jointed	Height: 32 mm visible side solid RAL colour <sup>1</sup> Length: 1200 mm Length: 1250 mm	5.75/m

<sup>1</sup> Extra Charge for Metallic Colours (as example RAL 9006) + 10 %

## Coloured Profiles

Illustration	Description	Specifications	Extra Charge [€]
	<b>No. 50G</b> Wall Angle	Height: 24 mm Width: 19 mm Thickness: 0.5 mm  visible side solid RAL colour <sup>1</sup> Length: 3050 mm	5.60/m
	<b>No. 50/15</b> Shadow Wall Angle	Height: 33 mm Total Width: 30 mm Visible Width: 15 mm Thickness: 0.5 mm  visible side solid RAL colour <sup>1</sup> Length: 3050 mm	7.00/m
	<b>No. 50/22</b> Shadow Wall Angle	Height: 39 mm Total Width: 30 mm Visible Width: 15 mm Thickness: 1.0 mm  visible side solid RAL colour <sup>1</sup> Length: 3000 mm	7.00/m
	<b>No. 51/25</b> Wall Angle	Height: 25 mm Width: 25 mm Thickness: 1.0 mm  visible side solid RAL colour <sup>1</sup> Length: 3000 mm	5.60/m
	Inner Corner	visible side solid RAL colour <sup>1</sup> Leg Length: 55 mm	
	<b>No. 54</b>	for 19 mm Flange	5.40/pce
	<b>No. 54/1</b>	for 24 mm Flange	5.40/pce
	Outer Corner	visible side solid RAL colour <sup>1</sup> Leg Length: 60 mm	
	<b>No. 54/50</b>	for 19 mm Flange	5.40/pce
	<b>No. 54/50/1</b>	for 24 mm Flange	5.40/pce
	<b>No. 56/20</b> Shadow Wall Angle for 20 mm wide Shadow Gap	Height: 45 mm Total Width: 40 mm Visible Width: 20 mm Thickness: 0.6 mm  visible side solid RAL colour <sup>1</sup> Length: 3000 mm	8.65/m
	<b>No. 57</b> Wall Angle C-Shaped	Height: 40 mm Width: 20 mm Thickness: 0.5 mm  visible side solid RAL colour <sup>1</sup> Length: 3050 mm	7.00/m









**Please note:** the paint consists of a two-component paint that must not get in contact with other colours (emulsion paint).



# COMPONENTS AND ACCESSORIES

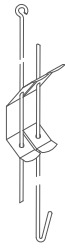
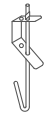


## Hangers / Decoration Hangers

■ OWAconstruct

Illustration	Description	Specifications	Part no.	PU	Price [€]
	<b>No. 09/...</b> Hanger Upper Element	Maximum load: 0.25 kN galvanised  Suspension depths with Lower Element no. 09/45:			
	<b>No. 09/5</b> L = 50 mm	Suspension depth: 80 – 115 mm	00001501	100	0.35/pce
	<b>No. 09/7</b> L = 70 mm	Suspension depth: 100 – 135 mm	00001502	100	0.48/pce
	<b>No. 09/11</b> L = 100 mm	Suspension depth: 130 – 165 mm	00001503	100	0.52/pce
	<b>No. 09/45</b> Hanger Lower Element suitable for cliq-MR and no. 45	Length: 50 mm Maximum load: 0.25 kN galvanised	00001500	100	0.34/pce
	<b>No. 09/45KB</b> Hanger Lower Element suitable for no. 45KB	Length: 50 mm Maximum load: 0.25 kN corrosion-resistant (KB) galvanised/black	00052859	50	2.99/pce
	<b>No. 11E</b> Hanger	Length: 52 mm Width: 20 mm galvanised	00078113	100	0.43/pce
	<b>No. 12<sup>1</sup></b> Double Tension Spring suitable for no. 14.../...	Spring steel Maximum load: 0.25 kN	00083127	100	0.27/pce
	<b>No. 12/44<sup>1</sup></b> Adjustable Hanger klick suitable for cliq-MR and no. 45	Length: 110 mm Width: 20 mm Maximum load: 0.25 kN galvanised incl. protective cover; observe Installation Instructions!	00073191	100	0.42/pce
	<b>No. 12/45<sup>1</sup></b> Adjustable Hanger suitable for cliq-MR and no. 45	Length: 110 mm Width: 20 mm Maximum load: 0.25 kN galvanised	00081638	100	0.42/pce
	<b>No. 12/.../1<sup>1</sup></b> Adjustable Hanger with Double Tension Springs double-wire, pre-mounted	Diameter: 4 mm Maximum load: 0.25 kN Hook/Hook			
	<b>No. 12/30/1</b>	Tension range: 270 mm	00076046	100	0.36/pce
	<b>No. 12/60/1</b>	Tension range: 570 mm	00076047	100	0.47/pce
	<b>No. 12/100/1</b>	Tension range: 970 mm	00076048	100	0.62/pce
	<b>No. 12/125/1</b>	Tension range: 1220 mm	00076049	100	0.79/pce
	<b>No. 12/150/1</b>	Tension range: 1470 mm	00076050	100	0.90/pce
	<b>No. 12/175/1</b>	Tension range: 1720 mm	00076051	100	1.02/pce
	<b>No. 12/200/1</b>	Tension range: 1970 mm	00076052	100	1.09/pce


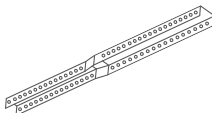
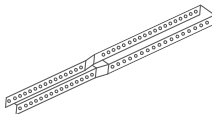
<sup>1</sup> Attention: A wire projection of at least 15 mm must be maintained at the spring.

## Hangers

Illustration	Description	Specifications	Part no.	PU	Price [€]
	<b>No. 12/.../2<sup>1</sup></b> Adjustable Hanger with Double Tension Springs double-wire, pre-mounted	Diameter: 4 mm Maximum load: 0.25 kN Eye/Hook			
	<b>No. 12/30/2</b>	Tension range: 270 mm	00075052	100	0.36/pce
	<b>No. 12/60/2</b>	Tension range: 570 mm	00075698	100	0.47/pce
	<b>No. 12/100/2</b>	Tension range: 970 mm	00075053	100	0.62/pce
	<b>No. 12/125/2</b>	Tension range: 1220 mm	00076042	100	0.79/pce
	<b>No. 12/150/2</b>	Tension range: 1470 mm	00076043	100	0.90/pce
	<b>No. 12/175/2</b>	Tension range: 1720 mm	00076044	100	1.02/pce
	<b>No. 12/200/2</b>	Tension range: 1970 mm	00076045	100	1.09/pce
	<b>No. 12/...<sup>1</sup></b> Adjustable Hanger with pre-mounted Wire with Hook suitable for cliq-MR and no. 45	Diameter: 4 mm Maximum load: 0.25 kN			
	<b>No. 12/125</b>	Wire length: 125 mm	00076749	100	0.44/pce
	<b>No. 12/250</b>	Wire length: 250 mm	00076750	100	0.45/pce
	<b>No. 12E02</b> Hanger for Z Main Tee	Length: 47 mm Width: 23 mm galvanised	00078111	100	1.25/pce
	<b>No. 14/.../1<sup>1</sup></b> Suspension Rod suitable for no. 12, 12/44, 12/45, 12/125 and 12/250	Diameter: 4 mm galvanised			
	<b>No. 14/12/1</b>	Length: 125 mm	00089162	100	0.08/pce
	<b>No. 14/25/1</b>	Length: 250 mm	00089156	100	0.11/pce
	<b>No. 14/37/1</b>	Length: 375 mm	00083133	100	0.15/pce
	<b>No. 14/50/1</b>	Length: 500 mm	00083134	100	0.20/pce
	<b>No. 14/75/1</b>	Length: 750 mm	00089157	100	0.28/pce
	<b>No. 14/100/1</b>	Length: 1000 mm	00085446	100	0.36/pce
	<b>No. 14/125/1</b>	Length: 1250 mm	00076154	100	0.43/pce
	<b>No. 14/150/1</b>	Length: 1500 mm	00087912	100	0.53/pce
	<b>No. 14/175/1</b>	Length: 1750 mm	00089158	100	0.62/pce
	<b>No. 14/200/1</b>	Length: 2000 mm	00089159	100	0.69/pce
	<b>No. 14/250/1</b>	Length: 2500 mm	00089160	100	0.96/pce
	<b>No. 14/300/1</b>	Length: 3000 mm	00089161	100	1.08/pce

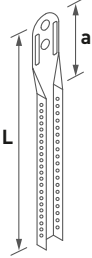
<sup>1</sup> Attention: A wire projection of at least 15 mm must be maintained at the spring.

## Hangers

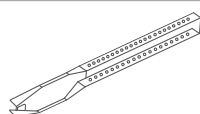

Illustration	Description	Specifications	Part no.	PU	Price [€]
	<b>No. 14/.../2<sup>1</sup></b> Suspension Rod suitable for no. 12, 12/10, 12/44, 12/45, 12/125 and 12/250	Diameter: 4 mm galvanised			
	<b>No. 14/12/2</b>	Length: 125 mm	00089163	100	0.08/pce
	<b>No. 14/25/2</b>	Length: 250 mm	00076266	100	0.11/pce
	<b>No. 14/37/2</b>	Length: 375 mm	00083130	100	0.15/pce
	<b>No. 14/50/2</b>	Length: 500 mm	00083129	100	0.20/pce
	<b>No. 14/75/2</b>	Length: 750 mm	00076723	100	0.28/pce
	<b>No. 14/100/2</b>	Length: 1000 mm	00075805	100	0.36/pce
	<b>No. 14/125/2</b>	Length: 1250 mm	00076267	100	0.43/pce
	<b>No. 14/150/2</b>	Length: 1500 mm	00083131	100	0.53/pce
	<b>No. 14/175/2</b>	Length: 1750 mm	00083132	100	0.62/pce
	<b>No. 14/200/2</b>	Length: 2000 mm	00080808	100	0.69/pce
	<b>No. 14/250/2</b>	Length: 2500 mm	00076155	100	0.96/pce
	<b>No. 14/300/2</b>	Length: 3000 mm	00077004	100	1.08/pce
	<b>No. 16</b> Nonius Extension, Intermediate Element	Length: 200 mm Maximum load: 0.25 kN Extension max.: 160 mm galvanised	00001051	100	0.85/pce
	<b>No. 16KB</b> Nonius Extension, Intermediate Element	Length: 200 mm Maximum load: 0.25 kN Extension max.: 160 mm corrosion-resistant (KB) galvanised/black	00053411	50	3.51/pce

<sup>1</sup> Attention: A wire projection of at least 15 mm must be maintained at the spring.


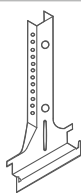






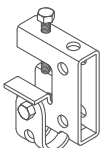
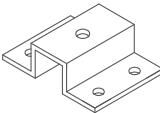
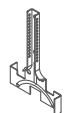
## Hangers

Illustration	Description	Specifications	Part no.	PU	Price [€]
	<b>No. 16/...</b> Hanger Extension (Nonius) suitable for no. 17/..., 79/..., 09/45 and no. 1782E	also available in longer lengths on request to no. 16/100: punched throughout from no. 16/110: 504 mm perforated galvanised <b>a</b> approx.: 36 mm			
	<b>No. 16/15</b>	L approx.: 123 mm	00001052	100	0.14/pce
	<b>No. 16/20</b>	L approx.: 171 mm	00001053	100	0.18/pce
	<b>No. 16/30</b>	L approx.: 273 mm	00001054	100	0.23/pce
	<b>No. 16/40</b>	L approx.: 376 mm	00001055	100	0.30/pce
	<b>No. 16/50</b>	L approx.: 476 mm	00001056	100	0.37/pce
	<b>No. 16/60</b>	L approx.: 576 mm	00001057	100	0.45/pce
	<b>No. 16/70</b>	L approx.: 676 mm	00001058	100	0.56/pce
	<b>No. 16/80</b>	L approx.: 776 mm	00001059	100	0.65/pce
	<b>No. 16/90</b>	L approx.: 876 mm	00001060	100	0.69/pce
	<b>No. 16/100</b>	L approx.: 976 mm	00001061	100	0.76/pce
	<b>No. 16/110</b>	L approx.: 1076 mm	00001062	25	0.92/pce
	<b>No. 16/120</b>	L approx.: 1176 mm	00001063	25	1.03/pce
	<b>No. 16/130</b>	L approx.: 1276 mm	00001064	25	1.08/pce
	<b>No. 16/140</b>	L approx.: 1376 mm	00001065	25	1.18/pce
	<b>No. 16/150</b>	L approx.: 1476 mm	00001066	25	1.27/pce
	<b>No. 16/160</b>	L approx.: 1576 mm	00001067	25	1.37/pce
	<b>No. 16/170</b>	L approx.: 1676 mm	00001068	25	1.44/pce
	<b>No. 16/180</b>	L approx.: 1776 mm	00001069	25	1.52/pce
	<b>No. 16/190</b>	L approx.: 1876 mm	00001070	25	1.61/pce
<b>No. 16/200</b>	L approx.: 1976 mm	00001071	25	1.75/pce	

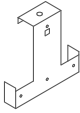




# Hangers

Illustration	Description	Specifications	Part no.	PU	Price [€]
	<b>No. 16/...KB</b> Hanger Extension (Nonius) suitable for no. 09/45KB and 17/45KB	also available in longer lengths on request corrosion-resistant (KB) to no. 16/100: punched throughout from no. 16/110: 504 mm perforated galvanised/black <b>a</b> approx.: 36 mm			
	<b>No. 16/15KB</b>	L approx.: 123 mm	00053436	50	3.52/pce
	<b>No. 16/20KB</b>	L approx.: 171 mm	00052860	50	3.91/pce
	<b>No. 16/30KB</b>	L approx.: 273 mm	00053438	50	4.46/pce
	<b>No. 16/40KB</b>	L approx.: 376 mm	00053097	50	5.09/pce
	<b>No. 16/50KB</b>	L approx.: 476 mm	00053439	50	5.67/pce
	<b>No. 16/60KB</b>	L approx.: 576 mm	00053440	50	6.28/pce
	<b>No. 16/70KB</b>	L approx.: 676 mm	00053200	50	6.86/pce
	<b>No. 16/80KB</b>	L approx.: 776 mm	00053441	50	7.52/pce
	<b>No. 16/90KB</b>	L approx.: 876 mm	00047135	50	8.19/pce
	<b>No. 16/100KB</b>	L approx.: 976 mm	00053442	50	8.82/pce
	<b>No. 16/110KB</b>	L approx.: 1076 mm	00053202	25	9.43/pce
	<b>No. 16/120KB</b>	L approx.: 1176 mm	00053443	25	10.24/pce
	<b>No. 16/130KB</b>	L approx.: 1276 mm	00053204	25	11.30/pce
	<b>No. 16/140KB</b>	L approx.: 1376 mm	00053463	25	11.96/pce
	<b>No. 16/150KB</b>	L approx.: 1476 mm	00053464	25	12.84/pce
	<b>No. 16/160KB</b>	L approx.: 1576 mm	00053465	25	13.65/pce
<b>No. 16/170KB</b>	L approx.: 1676 mm	00053466	25	14.44/pce	
<b>No. 16/180KB</b>	L approx.: 1776 mm	00053467	25	15.27/pce	
<b>No. 16/190KB</b>	L approx.: 1876 mm	00053468	25	16.04/pce	
<b>No. 16/200KB</b>	L approx.: 1976 mm	00053469	25	16.79/pce	
	<b>No. 17/45</b> Nonius Hanger suitable for cliq-MR, no. 45 and no. 8550G	Length: 178 mm Maximum load: 0.40 kN galvanised	00062084	100	0.75/pce
	<b>No. 17/45KB</b> Nonius Hanger suitable for no. 45KB	Length: 190 mm Maximum load: 0.40 kN corrosion-resistant (KB) galvanised/black	00047134	50	3.29/pce
	<b>No. 17/80</b> Lower Element for Triangular Reinforcement	Length: 190 mm galvanised	00001074	100	0.52/pce
	<b>No. 17/81</b> Nonius Hanger	Length: 190 mm galvanised	00001075	100	0.67/pce
	<b>No. 76</b> Safety Pin for Nonius Hanger	Length: 70 mm Thickness: 3 mm galvanised	00070412	100	0.16/pce
	<b>No. 76KB</b> Safety Pin for Nonius Hanger	Length: Approx 70 mm Thickness: 2.5 mm corrosion-resistant (KB) galvanised/black	00052861	100	1.61/pce

## Hangers

Illustration	Description	Specifications	Part no.	PU	Price [€]
	<b>No. 78</b> Nail for Nonius Hanger	Alternative to no. 75 Must be bent 90° on site to prevent slipping out! Length: 50 mm Thickness: 3 mm galvanised	00072655	200	5.25/ 100 pcs
	Nonius Hanger	Length: 120 mm galvanised			
	<b>No. 79/50</b> suitable for no. 80/50G	Visible Width: 50 mm	00001307	100	0.37/pce
	<b>No. 79/75</b> suitable for no. 80/75G	Visible Width: 75 mm	00001308	100	0.45/pce
	<b>No. 79/100</b> suitable for no. 80/100G and no. 80/100GS	Visible Width: 100 mm	00001310	100	0.54/pce
	<b>No. 79/125</b> suitable for no. 80/125G and no. 80/125GS	Visible Width: 125 mm	00001311	100	0.63/pce
	<b>No. 79/150</b> suitable for no. 80/150G	Visible Width: 150 mm	00001312	100	0.75/pce
	<b>No. 1287E</b> Spring-Loaded Hanger for Clip-In Profile no. 87B	Length: 120 mm Width: 25 mm galvanised	00077658	100	0.85/pce
	<b>No. 1387E</b> Hanger	Length: 58 mm Width: 15 mm galvanised	00077659	100	0.66/pce
	<b>No. 1782E</b> Nonius Hanger Lower Element	Hanger for Nonius and Spring- Tension Wire Length: 135 mm galvanised	00077660	100	0.98/pce
	<b>No. 1787S</b> Nonius-Lower Element for Clip-In Profile	Length: 190 mm galvanised	00025935	100	0.71/pce
	<b>No. 6510</b> Suspension Clamp	Maximum load: 0.25 kN	00067312	100	4.19/pce
	<b>No. 6520</b> Groand Plate	Dimension: 60 x 28 x 5 mm Drilling: Ø 10.5 mm	00067313	25	4.77/pce
	<b>No. 6530</b> Suspension Clamp with joint	galvanised steel	00067314	loose	43.40/pce
	<b>No. 6580</b> Adapter	Length: 94 mm Width: 67 mm Total Height: 28 mm Borehole for Threaded Rod M 10 4 x Drilling: Ø 8.5 mm	00067319	loose	22.75/pce
	<b>No. 7010B</b> Nonius Hanger Lower Element	Length: 120 mm galvanised	00077641	100	3.04/pce

# Hangers

Illustration	Description	Specifications	Part no.	PU	Price [€]
	<b>No. 7910E</b> Hanger	Height: 100 mm Width: 100 mm galvanised	00078112	100	4.85/pce
	<b>Mounting Set</b>  consisting of: M6 Ceiling Fixing Wire Rope, length 1500 mm Spiral Hanger with Quick Adjuster	Set of 4 for: Selecta one, plus Selecta grande XL (2x) Creaprint one, plus Creaprint grande XL (2x) Corpus S, M, L, XXL Corpus XL (2x) FreeStyle cells Kreis (2x)	00082764	1	40.65/set <sup>1</sup>
		Set of 6 for: Selecta grande Creaprint grande Corpus XXL FreeStyle cells Stern (2x) FreeStyle cells Asymmetrisch FreeStyle cells Quadrat	00082763	1	53.15/set <sup>1</sup>
		Set of 3 for: Selecta loop FreeStyle cells Asymmetrisch	00082762	1	35.45/set <sup>1</sup>
		Set of 2 for: FreeStyle baffles	00082765	1	24.40/set <sup>1</sup>
	<b>Mounting Set Selecta Hemp</b>  consisting of: M6 Ceiling Fixing, Wire Rope, length 1500 mm and Spiral Hanger with Quick Adjuster	Set of 6 for Selecta Hemp	00094143	1	75.00/set <sup>1</sup>
	<b>Mounting Set Direct Mounting</b> consisting of: Spiral Hanger and Z Hook	Set of 2 for Selecta, Creaprint, FreeStyle baffles and FreeStyle cells	00088137	1	13.05/set <sup>1</sup>
	<b>Mounting Set System S 3</b> consisting of: Mounting Clips with Suspension Bracket and Spiral Hanger with Head Geometry for Suspension Bracket	Set of 2 for FreeStyle baffles	00091457	1	18.60/set <sup>1</sup>

<sup>1</sup> Only applicable for orders without Canopy/Wall Absorber. The price of the Mounting Set is included in the price of the Canopy/Wall Absorber.



# COMPONENTS AND ACCESSORIES

## Fixing Systems

■ OWAconstruct







Illustration	Description	Specifications	Part no.	PU	Price [€]
	<b>No. 89/4</b>  Mounting Tool SWM-SM	suitable for Dowel KDM-C	00033541	1	20.05/pce
	<b>No. 97/0</b>  Dowel KDM-C	required Stop Drill Bit: SDS 1 permissible Load kN Tension Zone: 0.50 Permissible Load kN while Subjected to Fire 0.35 Fire Resistance in Minutes: 90	00041451	100	on request
	<b>No. 98</b>  Stop Drill Bit SDS 1	suitable for Dowel KDM-C	00001375	1	36.35/pce









Illustration	Description	Specifications	Part no.	PU	Price [€]
	<b>No. 97/21</b> Anchoring Nail 6 x 40 mm	Fixation Thickness: 4.5 mm Mirror Wall Thickness: 80 mm Borehole Diameter: 6 mm	00052882	100	30.35/ 100 pcs

Illustration	Description	Specifications	Part no.	PU	Price [€]
	<b>No. 89/6</b>  Riveting Nut Installation Spanner	suitable for no. 97/30	00062060	1	573.20/pce
	<b>No. 97/30</b>  Riveting Nut	M 6 steel	00061831	100	31.35/ 100 pcs
	<b>No. 97/32</b>  Self-Tapping Screw	M 6 x 16 mm galvanised	00065771	100	12.11/ 100 pcs

 Availability may be limited depending on the region. For further information, please contact our Customer Service Team: tel: +49 9373 201-0 | info@owa.de



# COMPONENTS AND ACCESSORIES

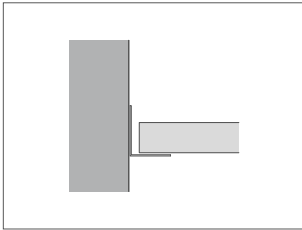
## Wall Perimeters

■ OWAconstruct

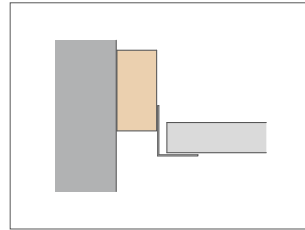
**Fire Protection:** For Fire Rated Ceilings, the Wall Perimeters are to be installed according to the corresponding test report.

**Comment:** Wall Perimeters in open rooms must be designed so that the tiles cannot be lifted by pressure or suction created by wind. The general basics of [OWA Installation Instructions in brochure 9801 e](#) must be observed.

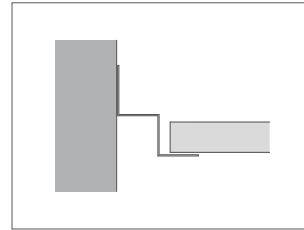
**Important:** the Wall Perimeter may not be taped off when masking!



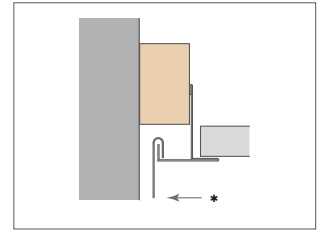
**No. 50G, no. 51/20, no. 51/25,  
no. 50KB**



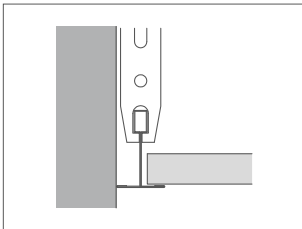
**No. 50G, no. 51/20**



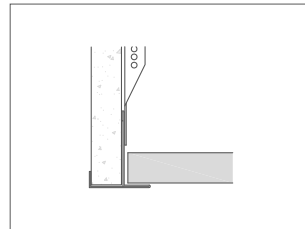
**No. 56/20, no. 56/21, no. 56/23,  
no. 56/35**



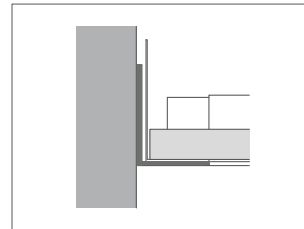
**No. 8030/15<sup>1</sup>**



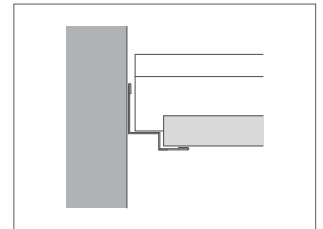
**No. 45 o. cliq-24-MR**  
Attachment to rough ceiling  
(flexible connection)



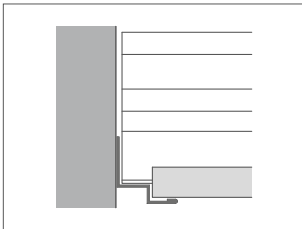
**No. 8030/13, no. 8030/15**  
Ceiling offset or seal



**No. 51/1**  
Bandura Ceiling System S 18p/k



**No. 50/15**  
Contura Ceilings, System S 3a  
and System S 15a cliq



**No. 50/22**  
Free-Floating Ceilings, e.g., entrance  
area ceilings with contoured tiles  
using System S 6b

<sup>1</sup> \* = Fixation for Decorative Purposes or similar. Point load up to max. 0.07 kN.





# COMPONENTS AND ACCESSORIES

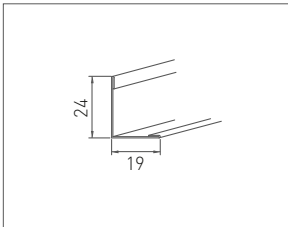
## Wall Angles

■ OWAconstruct

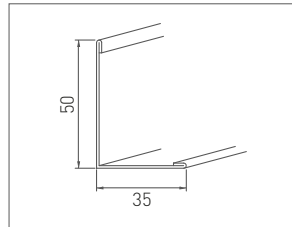
Dimension in mm. Images may vary from actual appearance. Curved Wall Profiles, see page 360.

**Important:** the Wall Angles may not be taped off when masking!

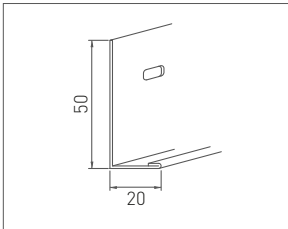
### STANDARD WALL ANGLES



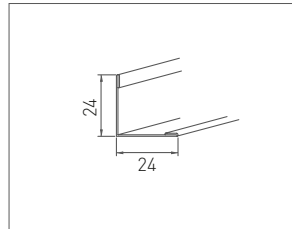
**No. 50G**  
0.5 mm thick



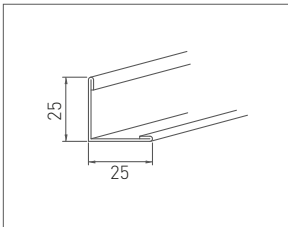
**No. 51/1**  
1.0 mm thick



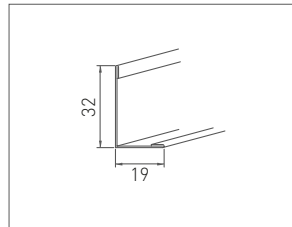
**No. 51/20**  
1.0 mm thick



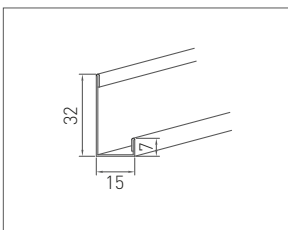
**No. 51/24G**  
0.5 mm thick



**No. 51/25**  
1.0 mm thick

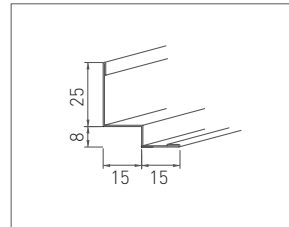


**No. 51/32G**  
0.5 mm thick

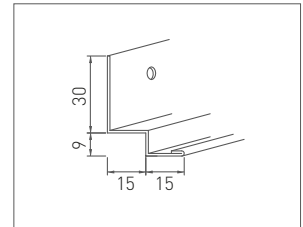


**No. 1456**  
0.5 mm thick

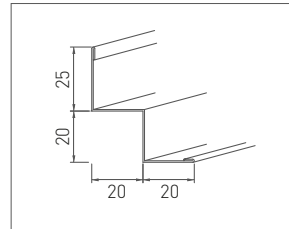
### SHADOW WALL ANGLES



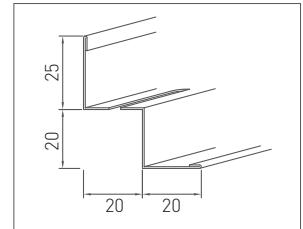
**No. 50/15**  
0.5 mm thick



**No. 50/22**  
1.0 mm thick, perforated



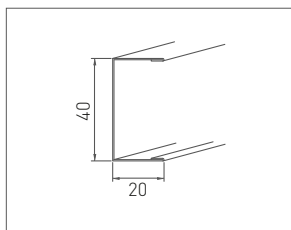
**No. 56/20** 0.6 mm thick  
**No. 56/21** 1.0 mm thick  
**No. 56/23** 1.5 mm thick



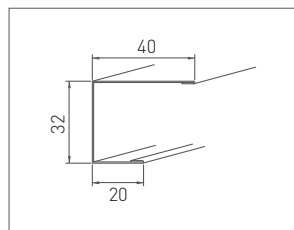
**No. 56/35**  
0.6 mm thick  
(with Ventilation Slits)

## Wall Angles

### WALL PROFILES FOR THE PERIMETER OF GRID CEILING BAFFLES

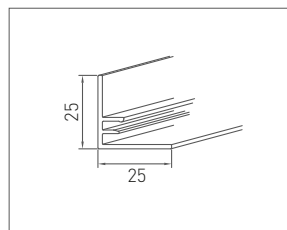


**No. 57**  
0.5 mm thick

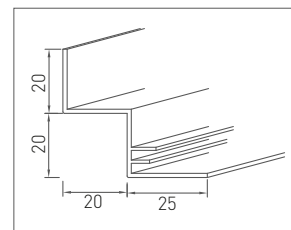


**No. 57/10**  
0.6 mm dick

### SPECIAL WALL ANGLES FOR METAL CEILINGS

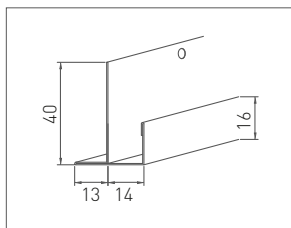


**No. 50F**  
1.2 mm thick

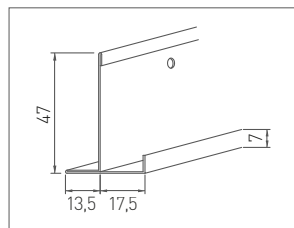


**No. 5620F**  
1.2 mm thick

### WALL ANGLES FOR SLIDING WALL JUNCTIONS / CEILING STEPS

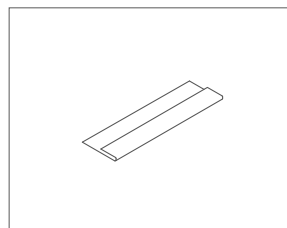


**No. 8030/13**  
Tile Size 13. 0.5 mm thick

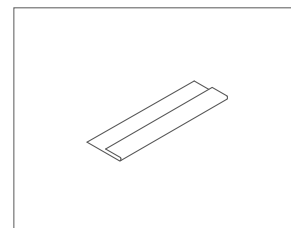


**No. 8030/15**  
Tile Size 15, 0.6 mm thick

### WALL ANGLE INFILL STRIPS FOR LEVELING UNEVENNESS

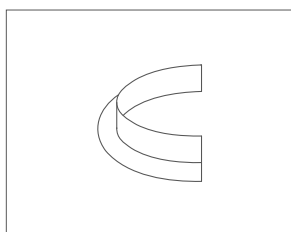


**No. 8060**  
Length: 597 mm



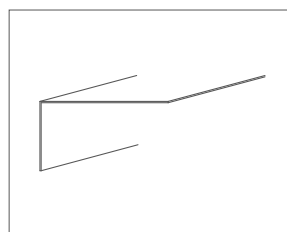
**No. 8060 /1**  
Length: 572 mm

### FLEXIBLE WALL ANGLES



**No. 8034/1<sup>1</sup>**  
Pillar Connection Half Ring  $\varnothing$  250 – 500 mm in increments of 50;  
Height: 20 mm; Width: 20 mm; Thickness: 1.5 mm

### WALL ANGLES FOR OWAplan



**No. 51/27**  
0.7 mm thick

<sup>1</sup> **Important:** max. tolerance pillar diameter  $\pm$  3 mm; adaptation required.



# COMPONENTS AND ACCESSORIES

## Flexible Wall Angles

■ OWAconstruct

Wall Trims can be created for almost any Diameter with Flexible Wall Angles

### Dimensions:

The Flexible Wall Angles fit Standard Profiles.

### Colour:


The Wall Angles have a white visible side and are therefore colour-matched to all OWAconstruct Components. Other colours available on request. The colour treatment depends on the radius and is applied by either wet painting or powder coating which should not be in contact with other paints (e.g. emulsion paints). Small hanging holes in the upper part of the vertical section

### Fire Protection:

Steel Flexible Wall Angles can also be used with OWA Ceilings with Fire Protection Requirements. Please contact our experts if you have any queries.

### Special wall profiles:

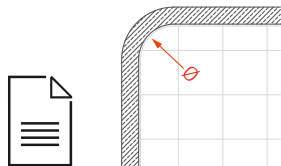
Special Wall Angles, such as Flexible F profiles or other profile dimensions are available on request. Please send a sketch of the dimensions required.

Illustration	Description	Specifications	Part no.	PU	Price [€]	
	<b>No. 8034/1</b> Pillar Connection Half Ring Pillar Half Rings bent OUTWARDS, with approx. 30 mm excess length	Height: 20 mm			excl. Setting Costs	
		Width: 20 mm				
		Thickness: 1.5 mm				
		Visible Side: White				
		Material: Aluminium				
		Diameter: 250 mm	00013002	loose		26.45/pce
		Diameter: 300 mm	00045344	loose		27.00/pce
		Diameter: 350 mm	00010716	loose		27.70/pce
Diameter: 400 mm	00012348	loose	28.35/pce			
Diameter: 450 mm	00012357	loose	28.65/pce			
Diameter: 500 mm	00012784	loose	29.05/pce			
for other diameters see no. 50A						

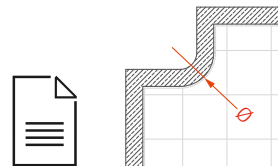
**We offer a wide range of additional curved wall angles. An overview of the available options can be found on the following pages.**

**For orders, please use our order forms.**

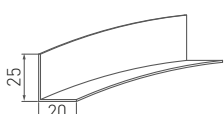
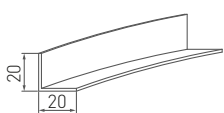
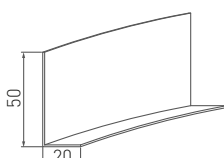
Order form for outward-curved wall angles:



Order form for inward-curved wall profiles:



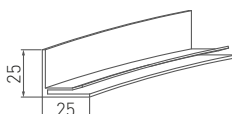
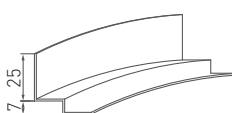
## Flexible Wall Angles

Details	Description	Price [€]				
		Ring Size	1 – 40 pieces	41 – 100 pieces		
<b>No. 50G</b> Curved Wall Angle  Material: galvanised sheet steel Dimension: 25/20 mm Thickness: 1.0 mm Visible Side: White  	<b>Pillar Half Rings</b> bent OUTWARDS <sup>1</sup> with approx. 30 mm excess length  2 pieces required per pillar  smaller diameters available on request  <b>Large Radii</b> – only available in linear metres with approx. 30 mm excess length $\varnothing \geq 1500$ mm	<b>Ring Size</b> $\varnothing$ 180 – 250 mm	28.40/pce	26.50/pce		
		$\varnothing$ 251 – 350 mm	29.80/pce	27.80/pce		
		$\varnothing$ 351 – 500 mm	33.75/pce	31.35/pce		
		$\varnothing$ 501 – 700 mm	48.35/pce	45.30/pce		
		$\varnothing$ 701 – 1200 mm	69.60/pce	65.15/pce		
		$\varnothing$ 1201 – 1500 mm	73.90/pce	69.05/pce		
		<b>Large Radii</b> curved outwards	42.45/lfm	40.20/lfm		
		curved inwards	45.00/lfm	42.50/lfm		
		<b>Additional Setup Costs per bending direction: 76.75 €</b> <b>Additional Setup Costs per diameter: 58.80 €</b>				
		<b>No. 50A</b> Curved Wall Angle  Material: Aluminium Dimension: 20/20 mm Thickness: 1.5 mm Visible Side: White  	<b>Pillar Half Rings</b> bent OUTWARDS <sup>1</sup> with approx. 30 mm excess length  2 pieces required per pillar  smaller diameters available on request  <b>Large Radii</b> – only available in linear metres with approx. 30 mm excess length $\varnothing \geq 2000$ mm	<b>Ring Size</b> $\varnothing$ 180 – 350 mm	27.90/pce	26.05/pce
$\varnothing$ 351 – 500 mm	30.55/pce			28.50/pce		
$\varnothing$ 501 – 700 mm	34.65/pce			32.80/pce		
$\varnothing$ 701 – 950 mm	44.75/pce			42.10/pce		
$\varnothing$ 951 – 1400 mm	58.05/pce			54.75/pce		
$\varnothing$ 1401 – 2000 mm	70.35/pce			65.85/pce		
<b>Large Radii</b> curved outwards	38.35/lfm			36.50/lfm		
curved inwards	40.65/lfm			38.60/lfm		
<b>Additional Setup Costs per bending direction: 76.75 €</b> <b>Additional Setup Costs per diameter: 58.80 €</b>						
<b>No. 51/20</b> Curved Wall Angle  Material: galvanised sheet steel Dimension: 50/20 mm Thickness: 1.0 mm Visible Side: White  	<b>Pillar Half Rings</b> bent OUTWARDS <sup>1</sup> with approx. 30 mm excess length  2 pieces required per pillar  smaller diameters available on request  <b>Large Radii</b> – only available in linear metres with approx. 30 mm excess length $\varnothing \geq 1500$ mm			<b>Ring Size</b> $\varnothing$ 300 – 350 mm	37.60/pce	34.80/pce
		$\varnothing$ 351 – 500 mm	42.45/pce	39.20/pce		
		$\varnothing$ 501 – 700 mm	58.85/pce	54.75/pce		
		$\varnothing$ 701 – 1200 mm	83.10/pce	77.30/pce		
		$\varnothing$ 1201 – 1500 mm	89.75/pce	83.30/pce		
		<b>Large Radii</b> curved outwards	50.40/lfm	47.35/lfm		
		curved inwards	53.70/lfm	50.35/lfm		
		<b>Additional Setup Costs per bending direction: 76.75 €</b> <b>Additional Setup Costs per diameter: 69.05 €</b>				

**Other designs:** Galvanised sheet steel or raw aluminium / RAL colours on request

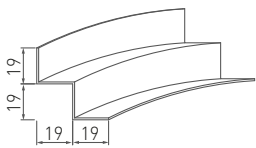
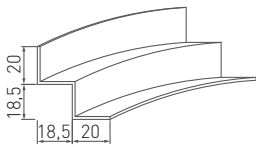
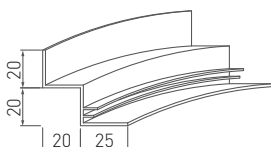
<sup>1</sup> Pillar Half Rings bent INWARDS on request

# Flexible Wall Angles

Details	Description	Price [€]		
		Ring Size	1 – 40 pieces	41 – 100 pieces
<b>No. 50F</b> Curved Wall Angle für OWAtecta  Material: Aluminium Dimension: 25/25 mm Thickness: 1.5 mm Visible Side: White  	<b>Pillar Half Rings</b> bent OUTWARDS <sup>1</sup> with approx. 30 mm excess length  2 pieces required per pillar  smaller diameters available on request  <b>Large Radii</b> – only available in linear metres with approx. 30 mm excess length $\varnothing \geq 2000$ mm	Ø 180 – 350 mm	35.40/pce	32.85/pce
		Ø 351 – 500 mm	38.35/pce	35.50/pce
		Ø 501 – 700 mm	50.75/pce	47.50/pce
		Ø 701 – 950 mm	56.25/pce	52.45/pce
		Ø 951 – 1400 mm	73.05/pce	68.25/pce
		Ø 1401 – 2000 mm	90.55/pce	84.00/pce
		<b>Large Radii</b>	<b>1 – 40 pieces</b>	<b>41 – 100 pieces</b>
		curved outwards	43.60/lfm	41.25/lfm
		curved inwards	46.80/lfm	44.10/lfm
		<b>Additional Setup Costs per bending direction: 76.75 €</b> <b>Additional Setup Costs per diameter: 53.70 €</b>		
<b>No. 50/15</b> Contura-Curved Wall Angle  Material: galvanised sheet steel Dimension: 25/15/7/15 mm Thickness: 1.0 mm Visible Side: White  	<b>Pillar Half Rings</b> bent OUTWARDS <sup>1</sup> with approx. 30 mm excess length  2 pieces required per pillar  smaller diameters available on request  <b>Large Radii</b> – only available in linear metres with approx. 30 mm excess length $\varnothing \geq 1500$ mm	Ø 200 – 250 mm	41.70/pce	38.75/pce
		Ø 251 – 350 mm	46.80/pce	43.35/pce
		Ø 351 – 500 mm	51.95/pce	47.95/pce
		Ø 501 – 700 mm	71.35/pce	66.30/pce
		Ø 701 – 1200 mm	95.90/pce	89.10/pce
		Ø 1201 – 1500 mm	102.55/pce	95.10/pce
		<b>Large Radii</b>	<b>1 – 40 pieces</b>	<b>41 – 100 pieces</b>
		curved outwards	53.20/lfm	49.85/lfm
		curved inwards	55.00/lfm	51.50/lfm
		<b>Additional Setup Costs per bending direction: 102.30 €</b> <b>Additional Setup Costs per diameter: 58.80 €</b>		
<b>No. 50/15A</b> Contura-Curved Wall Angle  Material: Aluminium Dimension: 25/15/7/15 mm Thickness: 1.5 mm Visible Side: White  	<b>Pillar Half Rings</b> bent OUTWARDS <sup>1</sup> with approx. 30 mm excess length  2 pieces required per pillar  smaller diameters available on request  <b>Large Radii</b> – only available in linear metres with approx. 30 mm excess length $\varnothing \geq 2000$ mm	Ø 230 – 400 mm	45.40/pce	42.10/pce
		Ø 401 – 500 mm	48.20/pce	44.60/pce
		Ø 501 – 700 mm	60.10/pce	56.20/pce
		Ø 701 – 900 mm	65.60/pce	61.30/pce
		Ø 901 – 1400 mm	82.35/pce	76.90/pce
		Ø 1401 – 2000 mm	98.20/pce	91.50/pce
		<b>Large Radii</b>	<b>1 – 40 pieces</b>	<b>41 – 100 pieces</b>
		curved outwards	45.40/lfm	42.85/lfm
		curved inwards	49.10/lfm	46.20/lfm
		<b>Additional Setup Costs per bending direction: 102.30 €</b> <b>Additional Setup Costs per diameter: 58.80 €</b>		

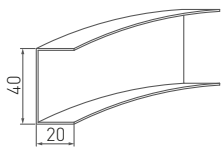
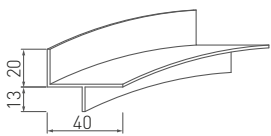
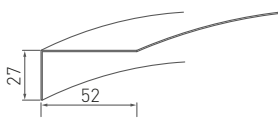
<sup>1</sup> Pillar Half Rings bent INWARDS on request

# Flexible Wall Angles

Details	Description	Price [€]				
		Ring Size	1 – 40 pieces	41 – 100 pieces		
<b>No. 56/20</b> Shadow Curved Wall Angle  Material: galvanised sheet steel Dimension: 19/19/19/19 mm Thickness: 1.0 mm Visible Side: White  	<b>Pillar Half Rings</b> bent OUTWARDS <sup>1</sup> with approx. 30 mm excess length  2 pieces required per pillar  smaller diameters available on request  <b>Large Radii</b> – only available in linear metres with approx. 30 mm excess length $\varnothing \geq 1500$ mm	Ø 200 – 250 mm	41.20/pce	38.25/pce		
		Ø 251 – 350 mm	47.30/pce	43.80/pce		
		Ø 351 – 500 mm	53.20/pce	49.10/pce		
		Ø 501 – 700 mm	70.60/pce	65.65/pce		
		Ø 701 – 1200 mm	98.20/pce	91.20/pce		
		Ø 1201 – 1500 mm	106.65/pce	98.80/pce		
		<b>Large Radii</b>	<b>1 – 40 pieces</b>	<b>41 – 100 pieces</b>		
		curved outwards	56.00/lfm	52.40/lfm		
		curved inwards	59.35/lfm	55.40/lfm		
		<b>Additional Setup Costs per bending direction: 102.30 €</b> <b>Additional Setup Costs per diameter: 76.75 €</b>				
<b>No. 56/20A</b> Shadow Curved Wall Angle  Material: Aluminium Dimension: 20/18.5/18.5/20 mm Thickness: 1.5 mm Visible Side: White  	<b>Pillar Half Rings</b> bent OUTWARDS <sup>1</sup> with approx. 30 mm excess length  2 pieces required per pillar  smaller diameters available on request  <b>Large Radii</b> – only available in linear metres with approx. 30 mm excess length $\varnothing \geq 2000$ mm	Ø 230 – 400 mm	49.35/pce	45.65/pce		
		Ø 401 – 500 mm	50.65/pce	46.80/pce		
		Ø 501 – 700 mm	69.05/pce	64.25/pce		
		Ø 701 – 900 mm	70.85/pce	65.85/pce		
		Ø 901 – 1400 mm	88.00/pce	81.95/pce		
		Ø 1401 – 2000 mm	99.25/pce	92.10/pce		
		<b>Large Radii</b>	<b>1 – 40 pieces</b>	<b>41 – 100 pieces</b>		
		curved outwards	44.75/lfm	42.25/lfm		
		curved inwards	51.15/lfm	48.05/lfm		
		<b>Additional Setup Costs per bending direction: 102.30 €</b> <b>Additional Setup Costs per diameter: 58.80 €</b>				
<b>No. 56/20F</b> Shadow Curved Wall Angle für OWA tecta  Material: Aluminium Dimension: 20/20/20/25 mm Thickness: 1.5 mm Visible Side: White  	<b>Pillar Half Rings</b> bent OUTWARDS <sup>1</sup> with approx. 30 mm excess length  2 pieces required per pillar  smaller diameters available on request  <b>Large Radii</b> – only available in linear metres with approx. 30 mm excess length $\varnothing \geq 2000$ mm	Ø 250 – 400 mm	49.60/pce	45.85/pce		
		Ø 401 – 700 mm	64.70/pce	60.35/pce		
		Ø 701 – 900 mm	70.35/pce	65.40/pce		
		Ø 901 – 1400 mm	89.50/pce	83.35/pce		
		Ø 1401 – 2000 mm	108.20/pce	100.15/pce		
		<b>Large Radii</b>	<b>1 – 40 pieces</b>	<b>41 – 100 pieces</b>		
		curved outwards	50.00/lfm	47.00/lfm		
		curved inwards	53.95/lfm	50.55/lfm		
		<b>Additional Setup Costs per bending direction: 102.30 €</b> <b>Additional Setup Costs per diameter: 63.95 €</b>				

<sup>1</sup> Pillar Half Rings bent INWARDS on request

## Flexible Wall Angles

Details	Description	Price [€]				
		Ring Size	1 – 40 pieces	41 – 100 pieces		
<b>No. 57</b> Curved Wall Angle  Material: galvanised sheet steel Dimension: 20/40/20 mm Thickness: 1.0 mm Visible Side: White  	<b>Pillar Half Rings</b> bent OUTWARDS <sup>1</sup> with approx. 30 mm excess length  2 pieces required per pillar  smaller diameters available on request  <b>Large Radii</b> – only available in linear metres with approx. 30 mm excess length $\varnothing \geq 1500$ mm	Ø 200 – 250 mm	43.25/pce	40.10/pce		
		Ø 251 – 350 mm	47.60/pce	44.00/pce		
		Ø 351 – 500 mm	53.45/pce	49.30/pce		
		Ø 501 – 700 mm	71.10/pce	66.10/pce		
		Ø 701 – 1200 mm	100.00/pce	92.80/pce		
		Ø 1201 – 1500 mm	107.70/pce	99.70/pce		
		<b>Large Radii</b>	<b>1 – 40 pieces</b>	<b>41 – 100 pieces</b>		
		curved outwards	57.05/lfm	53.35/lfm		
		curved inwards	58.60/lfm	54.70/lfm		
		<b>Additional Setup Costs per bending direction: 102.30 €</b> <b>Additional Setup Costs per diameter: 76.75 €</b>				
<b>No. 57/11</b> Curved Wall Angelfür Gipsdecken  Material: Aluminium Dimension: 20/40/13 mm Thickness: 1.5 mm Visible Side: Alu  	<b>Pillar Half Rings</b> bent OUTWARDS <sup>1</sup> with approx. 30 mm excess length  2 pieces required per pillar  smaller diameters available on request  <b>Large Radii</b> – only available in linear metres with approx. 30 mm excess length $\varnothing \geq 2000$ mm	Ø 300 – 400 mm	44.65/pce	41.40/pce		
		Ø 401 – 500 mm	46.80/pce	43.35/pce		
		Ø 501 – 900 mm	62.40/pce	58.25/pce		
		Ø 901 – 1300 mm	77.00/pce	72.05/pce		
		Ø 1301 – 2000 mm	97.95/pce	90.95/pce		
		<b>Large Radii</b>	<b>1 – 40 pieces</b>	<b>41 – 100 pieces</b>		
		curved outwards	45.00/lfm	42.50/lfm		
		curved inwards	48.35/lfm	48.85/lfm		
		<b>Additional Setup Costs per bending direction: 102.30 €</b> <b>Additional Setup Costs per diameter: 69.05 €</b>				
		<b>No. 51/27-0</b> Curved Wall Anglefor OWAplan  Material: Steel Dimension: 27/52 mm Thickness: 2.0 mm Visible Side: White  	<b>Pillar Half Rings</b> bent OUTWARDS <sup>1</sup> with approx. 30 mm excess length  2 pieces required per pillar  smaller diameters available on request  <b>Large Radii</b> – only available in linear metres with approx. 30 mm excess length $\varnothing \geq 1500$ mm	Ø 400 – 500 mm	76.20/pce	70.40/pce
Ø 501 – 700 mm	91.55/pce			84.20/pce		
Ø 701 – 1200 mm	129.40/pce			119.00/pce		
Ø 1201 – 1500 mm	142.45/pce			130.75/pce		
<b>Large Radii</b>	<b>1 – 40 pieces</b>			<b>41 – 100 pieces</b>		
curved outwards	75.95/lfm			70.35/lfm		
curved inwards	78.00/lfm			72.20/lfm		
<b>Additional Setup Costs per bending direction: 76.75 €</b> <b>Additional Setup Costs per diameter: 110.00 €</b>						

<sup>1</sup> Pillar Half Rings bent INWARDS on request



# COMPONENTS AND ACCESSORIES

## Accessories

■ OWAconstruct

Illustration	Description	Specifications	Part no.	PU	Price [€]
	<b>No. 42/...</b> Contura Block	Height: Visible Width (a): Colour:			
	<b>No. 42/15</b>	8 mm 15 mm White	00050462	100	0.35/pce
	<b>No. 42/24</b>	8 mm 24 mm White	00050460	100	0.35/pce
	<b>No. 42/100</b>	8 mm 100 mm White	00057388	100	0.71/pce
	<b>No. 42/125</b>	8 mm 125 mm White	00057389	100	1.49/pce
	<b>No. 42/15K8</b> Contura Block	for System S 15a cliq (Edge 15g) and S 45 (Edge 16) Height: Visible Width (a): Colour:			
		8 mm 15 mm White	00066079	100	0.34/pce
	<b>No. 42/24K8</b> Contura Block	for System S 33 (Edge 07) Height: Visible Width (a): Colour:			
		8 mm 24 mm White	00066078	100	0.34/pce
	<b>No. 43</b> Stabilizer Bar	galvanised for Module: Length:			
		600 mm 625.5 mm	00055418	50	4.47/m
		625 mm 650.5 mm	00055419	50	4.47/m
		1200 mm 1225.5 mm	00056382	50	4.47/m
		1250 mm 1275.5 mm	00055420	50	4.47/m
	<b>No. 43/1</b> Stabilizer Bar	Length: 655.5 mm for Module: 600/625 mm galvanised	00057339	50	3.81/pce
	<b>No. 44</b> Hold Down Clip	Height: 30 mm	00070393	500	0.29/pce
	<b>No. 52</b> Wall Spring Clip	Width: 16 mm Length: 110 mm bronzed	00054531	100	0.29/pce
	Inner Corner	visible side white Leg Length: 55 mm			
	<b>No. 54</b>	for 19 mm Flange	00053800	50	0.49/pce
	<b>No. 54/1</b>	for 24 mm Flange	00053799	50	0.49/pce
	Outer Corner	visible side white Leg Length: 60 mm			
	<b>No. 54/50</b>	for 19 mm Flange	00053775	50	0.49/pce
	<b>No. 54/50/1</b>	for 24 mm Flange	00053801	50	0.49/pce
	<b>No. 55/1</b> Inner Corner for Contura Shadow Wall Angle no. 50/15 and no. 50/22	visible side white Leg Length: 72 mm	00053803	50	1.97/pce
	<b>No. 55/2</b> Outer Corner for Contura Shadow Wall Angle no. 50/15 and no. 50/22	visible side white Leg Length: 57 mm	00053804	50	1.97/pce
	<b>No. 55/3</b> Inner Corner for Shadow Wall Angle no. 56/20, no. 56/21 and no. 56/35	visible side white Leg Length: 80 mm	00053805	50	2.36/pce

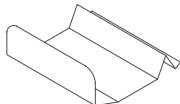



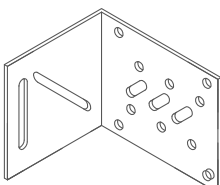
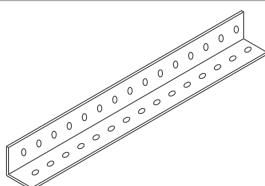
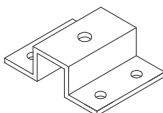

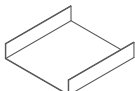
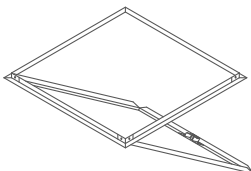
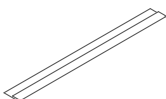
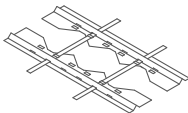
## Accessories

Illustration	Description	Specifications	Part no.	PU	Price [€]
	<b>No. 55/4</b> Outer Corner for Shadow Wall Angle no. 56/20, no. 56/21 and no. 56/35	visible side white Leg Length: 57 mm	00053808	50	2.36/pce
	<b>No. 61/1<sup>1</sup></b> T-Connector suitable for cliq-MR and no. 45	Length: 75 mm Width: 100 mm galvanised	00001579	100	1.46/pce
	<b>No. 61/2<sup>1</sup></b> T-Connector suitable for no. 80/50G-80/150G	Length: 75 mm Width: 100 mm galvanised	00059662	100	1.60/pce
	<b>No. 62</b> Clamping Plate	Format: 50 x 55 mm galvanised	00057228	100	0.45/pce
	<b>No. 66E</b> Safety Clip	galvanised	00078108	100	0.49/pce
	<b>No. 93C</b> Cross Connector	Length: 54 mm Height: 29 mm Width: 26 mm galvanised	00085121	100	0.71/pce
	<b>No. 93E</b> Cross Connector between Clip-In Profiles	Height: 55 mm Width: 28 mm galvanised	00077584	100	0.57/pce
	<b>No. 94/1</b> Screw Clamp for S 3	without Screw Height: 24 mm White Maximum load: 0.09 kN	00054396	50	1.02/pce
	<b>No. 94/2</b> Screw and Nut	for Screw Clamp no. 94/1	00077119	50	on request
	<b>No. 95/15</b> [15 mm wide Profiles] Screw Clamp for S 15 cliq	Threaded Bolt M 6 x 16 mm Load: 0.1 kN <sup>2</sup> White nickel-plated	00077539	25	3.24/pce
	<b>No. 95/30</b> [24 mm wide Profiles] Screw Clamp for S 3	Threaded Bolt M 6 x 16 mm Load: 0.1 kN <sup>2</sup> White nickel-plated	00067906	25	3.24/pce
	<b>No. 95/35</b> [24 mm wide Profiles] Screw Clamp for S 3	with Eye Ø 3.5 mm and External Thread M 6 x 4 mm Load: 0.1 kN <sup>2</sup> White	00082251	25	3.24/pce
	<b>No. 819</b> Hold Down Clip for no. 45, 46, 47, 45KB, 46KB, 47KB, cliq-24-MR, cliq-24-CT long, cliq-15-MR, cliq-15-CT short and long	corrosion-resistant	00085623	500	0.19/pce
	<b>No. 935</b> Hold Down Clip for System S 33 and S 45	Length: 43 mm Width: 19.5 mm	00083914	100	0.40/pce
	<b>No. 5210</b> Wall Spring Clip	Width: 16 mm Length: 82 mm corrosion-resistant	00085624	500	0.39/pce

<sup>1</sup> For auxiliary constructions without structural verification only

<sup>2</sup> With appropriately additionally Suspended Supporting Structure. For further information, refer to [OWA Installation Guide 9801 e](#).

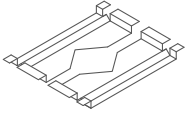

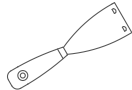





## Accessories

Illustration	Description	Specifications	Part no.	PU	Price [€]	
	<b>No. 5220</b> Wall Spring Clip for all F-Shaped Wall Angles Alu	Width: 37 mm Length: 40 mm	00069431	100	0.34/pce	
	<b>No. 6520</b> Ground Plate	Dimension: 60 x 28 x 5 mm Drilling: Ø 10.5 mm	00067313	25	4.77/pce	
	<b>No. 6540</b> Self-Tapping Screw	Ø 6.3 mm x 19 mm	00067315	500	0.27/pce	
	<b>No. 6550</b> Mounting Set	M 8 x 20 mm Screw, Shim and Nut	00067316	100	0.27/pce	
	<b>No. 6560</b> Wall Fixing Angle	118 x 97 x 97 x 3 mm Boreholes and Slotted Holes for M 8	00067317	25	13.07/pce	
	<b>No. 6570</b> Grid Angle	28 x 28 x 2 mm Length: 4000 mm	00067318	8	5.98/m	
	<b>No. 6580</b> Adapter	Length: 94 mm Width: 67 mm Total Height: 28 mm Borehole for Threaded Rod M 10 4 x Drilling: Ø 8.5 mm	00067319	loose	22.75/pce	
	<b>No. 8017</b> Connection Angle	Leg Length: 30 mm Height: 22 mm Thickness: 0.75 mm galvanised	00069794	50	0.97/pce	
	<b>No. 8210B</b> Connector	Length: 100 mm Width: 97 mm galvanised	00077640	10	3.04/pce	
	<b>No. 8032</b> Inspection Hatch (without Tile)	galvanised sheet steel suitable for Systems S 3, S 3 cliq, S 3a, S 3a cliq, S 15 cliq and S 15a cliq visible sides white	Module: 625 x 625 mm Module: 600 x 600 mm	00045994 00045312	loose loose	219.50/pce 219.50/pce
	Wall Angle Infill Strip for Exposed Grid Systems	visible side white				
	<b>No. 8060<sup>1</sup></b>	Length: 597 mm (for Module 625 mm)	00001526	200	0.93/pce	
	<b>No. 8060/1<sup>1</sup></b>	Length: 572 mm (for Module 600 mm)	00001531	200	0.93/pce	
	Installation Frame for Built-In Spots					
	<b>No. 8069/0<sup>2</sup></b>	Length: 594 mm (Module 600 mm)	00081054	25	15.45/pce	
	<b>No. 8069/1<sup>2</sup></b>	Length: 619 mm (Module 625 mm)	00081053	loose	15.45/pce	
	<b>No. 8069/2</b>	Length: 294 mm (Module 300 mm)	00081050	50	10.89/pce	
	<b>No. 8069/3</b>	Length: 306 mm (Module 312.5 mm)	00081051	50	12.46/pce	
	<b>No. 8069/4</b>	Length: 394 mm (Module 400 mm)	00081052	25	12.36/pce	

<sup>1</sup> Discontinued Item – available while stocks last

<sup>2</sup> incl. Connecting Stripes

## Accessories
















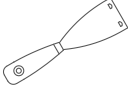
Illustration	Description	Specifications	Part no.	PU	Price [€]
	<b>No. 8069/6</b>	Length: 340 mm for OWApplan/RAW	00055544	loose	129.00/pce
	<b>No. 8900</b> Compression Strip for Sterile and Hygienic Areas and OWALux Ceilings	Width: 9 mm Height: 3 mm Length: 100 m Colour: White one side is self-adhesive	00073055	100 m	0.39/m
	<b>No. 99006</b> Removal Tool	Opening Tool for OWAtecta Metal Tiles	00088560	loose	20.30/pce
	<b>No. 99009</b> Wall Spring Clip	galvanised	00083152	100	0.81/pce
	<b>No. 99010</b> Wall Spring Clip for Shadow Wall Angle no. 50/15	galvanised	00083153	100	0.71/pce
	<b>No. 99308</b> Sealing Tape, anthracite	Width: 9 mm Thickness: 3 mm 25 m roll	00078524	25 m	0.48/m
	<b>Connecting Clamp</b>	for Selecta, Creaprint and FreeStyle baffles	00080545	25	31.80/packet
	<b>Plastic Pin</b>	for FreeStyle baffles	00082538	200	247.20/packet




# COMPONENTS AND ACCESSORIES

## Installation Tools

■ OWAconstruct

Illustration	Description	Specifications	Part no.	PU	Price [€]
	<b>No. 99/07</b>  Edge 1 Tool	for Re-Forming the Kerf and Rebate on Standard Concealed Tiles (Edge 1)	00084682	loose	61.60/pce
	Contura Plane	for Re-Forming the Contura Reveal Edge on Tiles			
	<b>No. 99/11/6</b>  <b>No. 99/11/7</b>  <b>No. 99/11/15</b>  <b>No. 99/11/22</b>  <b>No. 99/11/23</b> 	for K 6 for K 7 for K 15 for 20 mm Boards K 15b for 15 mm Boards K 15b	00081756 00080540 00080541 00066756 00067325	loose loose loose loose loose	80.90/pce 80.90/pce 80.90/pce 80.90/pce 80.90/pce
	<b>No. 99/18</b>  OWA Profile Paint	Colour: White Quantity: 200 ml Weight: 240 135 g/can to repair small scratches, cut edges, etc.	00020448	1	25.95/pce
	<b>No. 99/18KB</b>  2-Component Touch-Up Paint	760 ml Can + Hardener <b>Important: Reactive Hardener</b> only mix the the desired amount Colour: Black	00053001	1	109.35/pce
	<b>No. 99/20</b> OWA Gloves		00084338	12	2.17/Pair
	<b>No. 99/24</b> Adhesive for OWA Fire Box	310 ml Cartridge Do not store adhesive below 5 °C or above 30 °C, use quickly after opening.	00056803	12	10.48/pce
	<b>No. 99/28</b> OWAconstruct Fire Resistance Kit	310 ml Cartridge	00088171	loose	44.90/pce
	<b>No. 1808</b> Replacement Blade	for Contura Plane	00001808	10	18.25/packet
	OWA Repair Kit	Weight: Approx 135 g/can			
	<b>No. 99723</b> <b>No. 99724</b>	Standard (suitable for all Patterns) Cosmos (suitable for Cosmos Boards)	00001668 00045414	1 1	8.68/pce 8.68/pce
	<b>No. 99006</b> Removal Tool	Opening Tool for OWAtecta Metal Tiles	00088560	loose	20.30/pce
	Natura Adhesive <b>Torggler Strong</b>	for Natura – Hemp Straw Tile 290 ml Cartridge	00095497	loose	20.95/pce

 Availability may be limited depending on the region. For further information, please contact our Customer Service Team: tel: +49 9373 201-0 | info@owa.de



# COMPONENTS AND ACCESSORIES

## Index




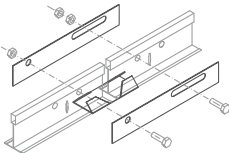


■ OWAconstruct

Illustration	Description	Specifications	Part no.	PU	Price [€]
	<b>cliq-15-MR</b> Main Tee 15 mm wide	Height: 38 mm			
		visible side white			
		Length: 3000 mm Length: 3125 mm	00068517 00068514	20 20	1.97/m 1.97/m
	<b>cliq-15-CT</b> Cross Tee short, 15 mm wide, joggled	Height: 38 mm			
		visible side white			
		Length: 300 mm Length: 312.5 mm Length: 400 mm	00069315 00069316 00069317	60 60 60	2.25/pce 2.16/pce 2.16/pce
	<b>cliq-15-CT</b> Cross Tee long, 15 mm wide, joggled	Height: 38 mm			
		visible side white			
		Length: 600 mm Length: 625 mm	00068518 00068515	60 60	1.97/m 1.97/m
	<b>cliq-15-CT</b> Cross Tee long, 15 mm wide, joggled	Height: 38 mm			
		visible side white			
		Length: 1200 mm Length: 1250 mm	00070248 00070498	60 60	1.97/m 1.97/m
	<b>cliq-24-MR</b> Main Tee 24 mm wide	Height: 38 mm			
		visible side white			
		Length: 3600 mm Length: 3750 mm	00066020 00066017	20 20	1.87/m 1.87/m
		visible side matte black – Anti-Fingerprint (similar RAL 9004)			
		Length: 3600 mm Length: 3750 mm	00093599 00093603	20 20	2.99/m 2.99/m
		visible side black (similar RAL 9005)			
		Length: 3600 mm Length: 3750 mm	00079663 00068891	20 20	2.73/m 2.73/m
		visible side white aluminium (similar RAL 9006)			
		Length: 3600 mm Length: 3750 mm	00091272 00068888	20 20	2.73/m 2.73/m
		visible side Sinfonia grey (similar RAL 7004)			
		Length: 3600 mm Length: 3750 mm	00071607 00071431	20 20	6.19/m 6.19/m


# Index

Illustration	Description	Specifications	Part no.	PU	Price [€]	
 	<b>cliq-24-CT</b> Cross Tee short, 24 mm wide, joggled	Height: 25 mm				
		visible side white				
		Length: 300 mm	00066207	60	2.03/pce	
		Length: 312.5 mm	00066209	60	2.03/pce	
		Length: 400 mm	00069318	60	1.97/pce	
		visible side white				
		Length: 600 mm	00061863	60	1.87/m	
		Length: 625 mm	00061862	60	1.87/m	
		visible side matte black – Anti-Fingerprint (similar RAL 9004)				
		Length: 600 mm	00093600	60	2.99/m	
		Length: 625 mm	00093601	60	2.99/m	
		visible side black (similar RAL 9005)				
		Length: 600 mm	00079665	60	2.73/m	
		Length: 625 mm	00068892	60	2.73/m	
visible side white aluminium (similar RAL 9006)						
Length: 600 mm	00091273	60	2.73/m			
Length: 625 mm	00068889	60	2.73/m			
visible side Sinfonia grey (similar RAL 7004)						
Length: 600 mm	00071609	60	6.19/m			
Length: 625 mm	00071432	60	6.19/m			
	<b>cliq-24-CT</b> Cross Tee long, 24 mm wide, joggled	Height: 32 mm				
		visible side white				
		Length: 1200 mm	00066022	60	1.87/m	
		Length: 1250 mm	00066023	60	1.87/m	
		visible side matte black – Anti-Fingerprint (similar RAL 9004)				
		Length: 1200 mm	00093604	60	2.99/m	
		Length: 1250 mm	00093605	60	2.99/m	
		visible side black (similar RAL 9005)				
		Length: 1200 mm	00079667	60	2.73/m	
		Length: 1250 mm	00068893	60	2.73/m	
		visible side white aluminium (similar RAL 9006)				
		Length: 1200 mm	00085929	60	2.73/m	
		Length: 1250 mm	00068890	60	2.73/m	
		visible side Sinfonia grey (similar RAL 7004)				
Length: 1200 mm	00071608	60	6.19/m			
Length: 1250 mm	00071433	60	6.19/m			
	<b>Lifetime LED</b> ⓘ Integrated Lighting for Systems S 3, S 3 cliq, S 3a, S 3a cliq, S 15 cliq, S 15a cliq, S 15b	Module size: 600 x 600 mm	00075122	1	382.35/pce	
		Module size: 625 x 625 mm	00074741	1	329.60/pce	
		Module size: 1200 x 300 mm	00075161	1	529.90/pce	
		Module size: 1250 x 312.5 mm	00076277	1	508.90/pce	
	<b>Lifetime plus LED (microprism)</b> ⓘ Integrated Lighting for Systems S 3, S 3 cliq, S 3a, S 3a cliq, S 15 cliq, S 15a cliq, S 15b, S 22, S 32, S 33, S 45	Module size: 625 x 625 mm				
		IP 40	00079546	1	on request	
		IP 54	00079548	1	on request	





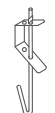


# Index

Illustration	Description	Specifications	Part no.	PU	Price [€]
	<b>Lifetime plus LED (satin finish)</b>  Integrated Lighting for Systems S 3, S 3 cliq, S 3a, S 3a cliq, S 15 cliq, S 15a cliq, S 15b, S 22, S 32, S 33, S 45	Module size: 625 x 625 mm IP 40 IP 54	00079405 00079550	1 1	357.15/pce 401.10/pce
	<b>Standard LED</b>  Integrated Lighting for Systems S 3, S 3 cliq, S 3a, S 3a cliq, S 15 cliq, S 15a cliq, S 15b, S 33, S 45	Module size: 625 x 625 mm	00074740	1	245.50/pce
	<b>sjc01</b> Length adjustment for System S 3 cliq Seismic Resistant required for rooms >93 m <sup>2</sup>	suitable for Main Tee cliq-24-MR and cliq-24-CT long consisting of: 2 pcs Retaining Plates 1 pce Capping Clip Screws are to be sourced on site	00092127	1	on request
	<b>sjc02</b> Length adjustment for System S 3 cliq Seismic Resistant required for rooms >93 m <sup>2</sup>	suitable for Cross Tee cliq-24-CT short consisting of: 2 pcs Retaining Plates 1 pce Capping Clip Screws are to be sourced on site	00092130	1	on request
	<b>spc02</b> Wall Bracket for the on-site, non-positive connection of Main and Secondary Profiles or Reinforcement Splines on Wall or Shadow Wall Angles	galvanised Screws are to be sourced on site	00085123	100	0.85/pce
	<b>No. 09/...</b> Hanger Upper Element	Maximum load: 0.25 kN galvanised Suspension depths with Lower Element no. 09/45:			
	<b>No. 09/5</b> L = 50 mm	Suspension depth: 80 – 115 mm	00001501	100	0.35/pce
	<b>No. 09/7</b> L = 70 mm	Suspension depth: 100 – 135 mm	00001502	100	0.48/pce
	<b>No. 09/11</b> L = 100 mm	Suspension depth: 130 – 165 mm	00001503	100	0.52/pce
	<b>No. 09/45</b> Hanger Lower Element suitable for cliq-MR and no. 45	Length: 50 mm Maximum load: 0.25 kN galvanised	00001500	100	0.34/pce
	<b>No. 09/45KB</b> Hanger Lower Element suitable for no. 45KB	Length: 50 mm Maximum load: 0.25 kN corrosion-resistant (KB) galvanised/black	00052859	50	2.99/pce
	<b>No. 11E</b> Hanger	Length: 52 mm Width: 20 mm galvanised	00078113	100	0.43/pce
	<b>No. 12<sup>1</sup></b> Double Tension Spring suitable for no. 14.../...	Spring steel Maximum load: 0.25 kN	00083127	100	0.27/pce

<sup>1</sup> Attention: A wire projection of at least 15 mm must be maintained at the spring.

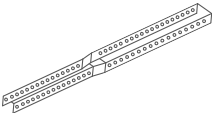
 Availability may be limited depending on the region. For further information, please contact our Customer Service Team: tel: +49 9373 201-0 | info@owa.de

# Index

Illustration	Description	Specifications	Part no.	PU	Price [€]
	<b>No. 12/44<sup>1</sup></b> Adjustable Hanger klick suitable for cliq-MR and no. 45	Length: 110 mm Width: 20 mm Maximum load: 0.25 kN galvanised incl. protective cover; observe Installation Instructions!	00073191	100	0.42/pce
	<b>No. 12/45<sup>1</sup></b> Adjustable Hanger suitable for cliq-MR and no. 45	Length: 110 mm Width: 20 mm Maximum load: 0.25 kN galvanised	00081638	100	0.42/pce
	<b>No. 12/.../1<sup>1</sup></b> Adjustable Hanger with Double Tension Springs double-wire, pre-mounted	Diameter: 4 mm Maximum load: 0.25 kN Hook/Hook			
	<b>No. 12/30/1</b>	Tension range: 270 mm	00076046	100	0.36/pce
	<b>No. 12/60/1</b>	Tension range: 570 mm	00076047	100	0.47/pce
	<b>No. 12/100/1</b>	Tension range: 970 mm	00076048	100	0.62/pce
	<b>No. 12/125/1</b>	Tension range: 1220 mm	00076049	100	0.79/pce
	<b>No. 12/150/1</b>	Tension range: 1470 mm	00076050	100	0.90/pce
	<b>No. 12/175/1</b>	Tension range: 1720 mm	00076051	100	1.02/pce
	<b>No. 12/200/1</b>	Tension range: 1970 mm	00076052	100	1.09/pce
	<b>No. 12/.../2<sup>1</sup></b> Adjustable Hanger with Double Tension Springs double-wire, pre-mounted	Diameter: 4 mm Maximum load: 0.25 kN Eye/Hook			
	<b>No. 12/30/2</b>	Tension range: 270 mm	00075052	100	0.36/pce
	<b>No. 12/60/2</b>	Tension range: 570 mm	00075698	100	0.47/pce
	<b>No. 12/100/2</b>	Tension range: 970 mm	00075053	100	0.62/pce
	<b>No. 12/125/2</b>	Tension range: 1220 mm	00076042	100	0.79/pce
	<b>No. 12/150/2</b>	Tension range: 1470 mm	00076043	100	0.90/pce
	<b>No. 12/175/2</b>	Tension range: 1720 mm	00076044	100	1.02/pce
	<b>No. 12/200/2</b>	Tension range: 1970 mm	00076045	100	1.09/pce
	<b>No. 12/...<sup>1</sup></b> Adjustable Hanger with pre-mounted Wire with Hook suitable for cliq-MR and no. 45	Diameter: 4 mm Maximum load: 0.25 kN			
	<b>No. 12/125</b>	Wire length: 125 mm	00076749	100	0.44/pce
	<b>No. 12/250</b>	Wire length: 250 mm	00076750	100	0.45/pce
	<b>No. 12E02</b> Hanger for Z Main Tee	Length: 47 mm Width: 23 mm galvanised	00078111	100	1.25/pce

<sup>1</sup> Attention: A wire projection of at least 15 mm must be maintained at the spring.

# Index

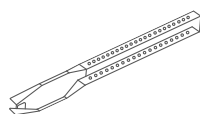
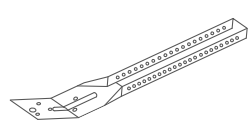
Illustration	Description	Specifications	Part no.	PU	Price [€]
	<b>No. 14/.../1<sup>1</sup></b> Suspension Rod suitable for no. 12, 12/44, 12/45, 12/125 and 12/250	Diameter: 4 mm galvanised			
	<b>No. 14/12/1</b>	Length: 125 mm	00089162	100	0.08/pce
	<b>No. 14/25/1</b>	Length: 250 mm	00089156	100	0.11/pce
	<b>No. 14/37/1</b>	Length: 375 mm	00083133	100	0.15/pce
	<b>No. 14/50/1</b>	Length: 500 mm	00083134	100	0.20/pce
	<b>No. 14/75/1</b>	Length: 750 mm	00089157	100	0.28/pce
	<b>No. 14/100/1</b>	Length: 1000 mm	00085446	100	0.36/pce
	<b>No. 14/125/1</b>	Length: 1250 mm	00076154	100	0.43/pce
	<b>No. 14/150/1</b>	Length: 1500 mm	00087912	100	0.53/pce
	<b>No. 14/175/1</b>	Length: 1750 mm	00089158	100	0.62/pce
	<b>No. 14/200/1</b>	Length: 2000 mm	00089159	100	0.69/pce
	<b>No. 14/250/1</b>	Length: 2500 mm	00089160	100	0.96/pce
	<b>No. 14/300/1</b>	Length: 3000 mm	00089161	100	1.08/pce
	<b>No. 14/.../2<sup>1</sup></b> Suspension Rod suitable for no. 12, 12/10, 12/44, 12/45, 12/125 and 12/250	Diameter: 4 mm galvanised			
	<b>No. 14/12/2</b>	Length: 125 mm	00089163	100	0.08/pce
	<b>No. 14/25/2</b>	Length: 250 mm	00076266	100	0.11/pce
	<b>No. 14/37/2</b>	Length: 375 mm	00083130	100	0.15/pce
	<b>No. 14/50/2</b>	Length: 500 mm	00083129	100	0.20/pce
	<b>No. 14/75/2</b>	Length: 750 mm	00076723	100	0.28/pce
	<b>No. 14/100/2</b>	Length: 1000 mm	00075805	100	0.36/pce
	<b>No. 14/125/2</b>	Length: 1250 mm	00076267	100	0.43/pce
	<b>No. 14/150/2</b>	Length: 1500 mm	00083131	100	0.53/pce
	<b>No. 14/175/2</b>	Length: 1750 mm	00083132	100	0.62/pce
	<b>No. 14/200/2</b>	Length: 2000 mm	00080808	100	0.69/pce
	<b>No. 14/250/2</b>	Length: 2500 mm	00076155	100	0.96/pce
	<b>No. 14/300/2</b>	Length: 3000 mm	00077004	100	1.08/pce
	<b>No. 16</b> Nonius Extension, Intermediate Element	Length: 200 mm Maximum load: 0.25 kN Extension max.: 160 mm galvanised	00001051	100	0.85/pce
	<b>No. 16KB</b> Nonius Extension, Intermediate Element	Length: 200 mm Maximum load: 0.25 kN Extension max.: 160 mm corrosion-resistant (KB) galvanised/black	00053411	50	3.51/pce

<sup>1</sup> Attention: A wire projection of at least 15 mm must be maintained at the spring.

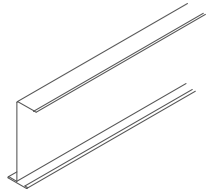
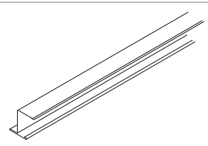
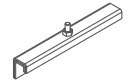
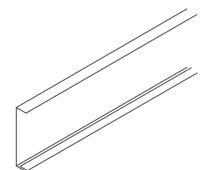
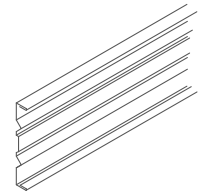
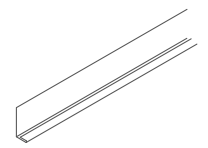
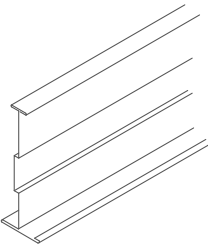

# Index

Illustration	Description	Specifications	Part no.	PU	Price [€]
	<b>No. 16/...</b> Hanger Extension (Nonius) suitable for no. 17/..., 79/..., 09/45 and no. 1782E	also available in longer lengths on request to no. 16/100: punched throughout from no. 16/110: 504 mm perforated galvanised <b>a</b> approx.: 36 mm			
	<b>No. 16/15</b>	<b>L</b> approx.: 123 mm	00001052	100	0.14/pce
	<b>No. 16/20</b>	<b>L</b> approx.: 171 mm	00001053	100	0.18/pce
	<b>No. 16/30</b>	<b>L</b> approx.: 273 mm	00001054	100	0.23/pce
	<b>No. 16/40</b>	<b>L</b> approx.: 376 mm	00001055	100	0.30/pce
	<b>No. 16/50</b>	<b>L</b> approx.: 476 mm	00001056	100	0.37/pce
	<b>No. 16/60</b>	<b>L</b> approx.: 576 mm	00001057	100	0.45/pce
	<b>No. 16/70</b>	<b>L</b> approx.: 676 mm	00001058	100	0.56/pce
	<b>No. 16/80</b>	<b>L</b> approx.: 776 mm	00001059	100	0.65/pce
	<b>No. 16/90</b>	<b>L</b> approx.: 876 mm	00001060	100	0.69/pce
	<b>No. 16/100</b>	<b>L</b> approx.: 976 mm	00001061	100	0.76/pce
	<b>No. 16/110</b>	<b>L</b> approx.: 1076 mm	00001062	25	0.92/pce
	<b>No. 16/120</b>	<b>L</b> approx.: 1176 mm	00001063	25	1.03/pce
	<b>No. 16/130</b>	<b>L</b> approx.: 1276 mm	00001064	25	1.08/pce
	<b>No. 16/140</b>	<b>L</b> approx.: 1376 mm	00001065	25	1.18/pce
	<b>No. 16/150</b>	<b>L</b> approx.: 1476 mm	00001066	25	1.27/pce
	<b>No. 16/160</b>	<b>L</b> approx.: 1576 mm	00001067	25	1.37/pce
	<b>No. 16/170</b>	<b>L</b> approx.: 1676 mm	00001068	25	1.44/pce
	<b>No. 16/180</b>	<b>L</b> approx.: 1776 mm	00001069	25	1.52/pce
	<b>No. 16/190</b>	<b>L</b> approx.: 1876 mm	00001070	25	1.61/pce
<b>No. 16/200</b>	<b>L</b> approx.: 1976 mm	00001071	25	1.75/pce	



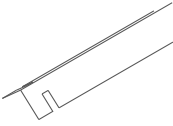
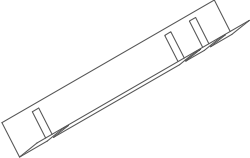

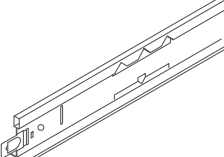
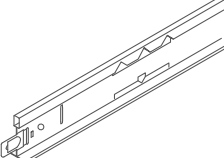
# Index

Illustration	Description	Specifications	Part no.	PU	Price [€]
	<b>No. 16/...KB</b> Hanger Extension (Nonius) suitable for no. 09/45KB and 17/45KB	also available in longer lengths on request corrosion-resistant (KB) to no. 16/100: punched throughout from no. 16/110: 504 mm perforated galvanised/black <b>a</b> approx.: 36 mm			
	<b>No. 16/15KB</b>	L approx.: 123 mm	00053436	50	3.52/pce
	<b>No. 16/20KB</b>	L approx.: 171 mm	00052860	50	3.91/pce
	<b>No. 16/30KB</b>	L approx.: 273 mm	00053438	50	4.46/pce
	<b>No. 16/40KB</b>	L approx.: 376 mm	00053097	50	5.09/pce
	<b>No. 16/50KB</b>	L approx.: 476 mm	00053439	50	5.67/pce
	<b>No. 16/60KB</b>	L approx.: 576 mm	00053440	50	6.28/pce
	<b>No. 16/70KB</b>	L approx.: 676 mm	00053200	50	6.86/pce
	<b>No. 16/80KB</b>	L approx.: 776 mm	00053441	50	7.52/pce
	<b>No. 16/90KB</b>	L approx.: 876 mm	00047135	50	8.19/pce
	<b>No. 16/100KB</b>	L approx.: 976 mm	00053442	50	8.82/pce
	<b>No. 16/110KB</b>	L approx.: 1076 mm	00053202	25	9.43/pce
	<b>No. 16/120KB</b>	L approx.: 1176 mm	00053443	25	10.24/pce
	<b>No. 16/130KB</b>	L approx.: 1276 mm	00053204	25	11.30/pce
	<b>No. 16/140KB</b>	L approx.: 1376 mm	00053463	25	11.96/pce
	<b>No. 16/150KB</b>	L approx.: 1476 mm	00053464	25	12.84/pce
	<b>No. 16/160KB</b>	L approx.: 1576 mm	00053465	25	13.65/pce
<b>No. 16/170KB</b>	L approx.: 1676 mm	00053466	25	14.44/pce	
<b>No. 16/180KB</b>	L approx.: 1776 mm	00053467	25	15.27/pce	
<b>No. 16/190KB</b>	L approx.: 1876 mm	00053468	25	16.04/pce	
<b>No. 16/200KB</b>	L approx.: 1976 mm	00053469	25	16.79/pce	
	<b>No. 17/45</b> Nonius Hanger suitable for cliq-MR, no. 45 and no. 8550G	Length: 178 mm Maximum load: 0.40 kN galvanised	00062084	100	0.75/pce
	<b>No. 17/45KB</b> Nonius Hanger suitable for no. 45KB	Length: 190 mm Maximum load: 0.40 kN corrosion-resistant (KB) galvanised/black	00047134	50	3.29/pce
	<b>No. 17/80</b> Lower Element for Triangular Reinforcement	Length: 190 mm galvanised	00001074	100	0.52/pce
	<b>No. 17/81</b> Nonius Hanger	Length: 190 mm galvanised	00001075	100	0.67/pce

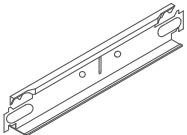
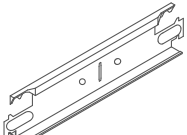
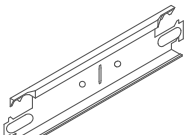
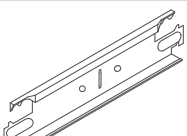
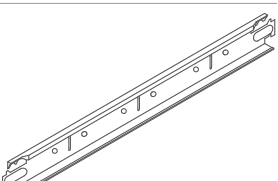
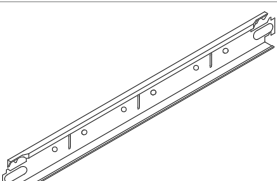
# Index

Illustration	Description	Specifications	Part no.	PU	Price [€]	
	<b>No. 19</b> Z Profile	Height: 70 mm				
		Flange Width: 19 mm				
		Thickness: 0.5 mm				
		galvanised				
		Length: 2000 mm	00001081	25	3.97/m	
		Length: 2500 mm	00001082	25	3.97/m	
	<b>No. 19/10</b> Z Profile	Height: 70 mm				
		Flange Width: 19 mm				
		Thickness: 0.6 mm				
		galvanised				
		Length: 2000 mm	00001088	10	on request	
		Length: 2500 mm	00001086	10	4.48/m	
	<b>No. 20</b> Z Profile	Height: 21 mm	00036196	25	2.00/m	
		Flange Width: 19 mm				
		Thickness: 0.5 mm				
		Length: 3000 mm				
		galvanised				
	<b>No. 25E</b> Connection Z Profile	Length: 100 mm	00078110	100	3.81/pce	
	<b>No. 36</b> C Profile	Height: 50 mm				
		Width: 10 mm				
		Thickness: 0.6 mm				
		galvanised				
		Length: 1800 mm	00010464	20	2.33/m	
		Length: 2000 mm	00001117	20	2.33/m	
		Length: 2500 mm	00001118	20	2.33/m	
	<b>No. 36/70</b> C Profile	Height: 70 mm				
		Width: 10 mm				
		Thickness: 0.6 mm				
		galvanised				
		Length: 2000 mm	00001525	20	2.93/m	
		Length: 2500 mm	00001661	20	2.93/m	
	<b>No. 37</b> L Profile	Height: 25 mm				
		Width: 10 mm				
		Thickness: 0.6 mm				
		galvanised				
		Length: 1200 mm	00013740	50	1.66 m	
		Length: 1250 mm	00001119	50	1.63/m	
		Length: 1500 mm	00011382	50	1.63/m	
	<b>No. 40</b> Main Tee 24 mm wide	Height: 70 mm				
		Thickness: 0.6 mm				
		visible side white				
				Length: 1800 mm	00001123	20
		Length: 2000 mm	00001124	20	6.06/m	
		Length: 2500 mm	00001126	20	6.06/m	
	<b>No. 42/...</b> Contura Block	Height:	Visible Width (a):	Colour:		
		<b>No. 42/15</b>	8 mm	15 mm	White	00050462
		<b>No. 42/24</b>	8 mm	24 mm	White	00050460
		<b>No. 42/100</b>	8 mm	100 mm	White	00057388
		<b>No. 42/125</b>	8 mm	125 mm	White	00057389

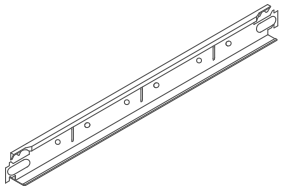

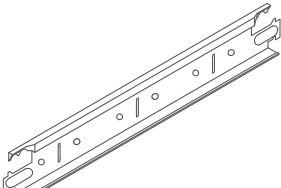
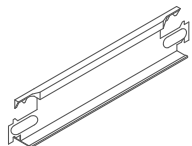
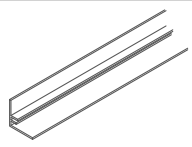
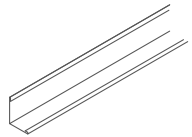
# Index

Illustration	Description	Specifications	Part no.	PU	Price [€]
	<b>No. 42/15K8</b> Contura Block	for System S 15a cliq (Edge 15g) and S 45 (Edge 16) Height: Visible Width (a): Colour:			
		8 mm 15 mm White	00066079	100	0.34/pce
	<b>No. 42/24K8</b> Contura Block	for System S 33 (Edge 07) Height: Visible Width (a): Colour:			
		8 mm 24 mm White	00066078	100	0.34/pce
	<b>No. 43</b> Stabilizer Bar	galvanised for Module: Length:			
		600 mm 625.5 mm	00055418	50	4.47/m
		625 mm 650.5 mm	00055419	50	4.47/m
		1200 mm 1225.5 mm	00056382	50	4.47/m
		1250 mm 1275.5 mm	00055420	50	4.47/m
	<b>No. 43/1</b> Stabilizer Bar	Length: 655.5 mm for Module: 600/625 mm galvanised	00057339	50	3.81/pce
	<b>No. 44</b> Hold Down Clip	Height: 30 mm	00070393	500	0.29/pce
	<b>No. 45</b> Main Tee 24 mm wide	Height: 38 mm visible side white			
		Length: 3700 mm	00066014	25	1.87/m
		Length: 3750 mm	00066011	25	1.87/m
		visible side matte black – Anti-Fingerprint (similar RAL 9004)			
		Length: 3700 mm	00093593	25	2.99/m
		Length: 3750 mm	00093594	25	2.99/m
		visible side black (similar RAL 9005)			
		Length: 3700 mm	00067838	25	2.73/m
		Length: 3750 mm	00067834	25	2.73/m
		visible side white aluminium (similar RAL 9006)			
		Length: 3700 mm	00067559	25	2.73/m
		Length: 3750 mm	00069278	25	2.73/m
		visible side Sinfonia grey (similar RAL 7004)			
		Length: 3700 mm	00071610	25	6.19/m
		Length: 3750 mm	00070967	25	6.19/m
	<b>No. 45KB</b> Main Tee 24 mm wide	Height: 38 mm corrosion-resistant visible side white			
		Length: 3600 mm	00070723	25	7.40/m
		Length: 3750 mm	00070722	25	7.40/m

# Index

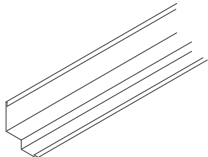

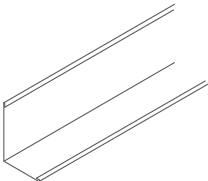
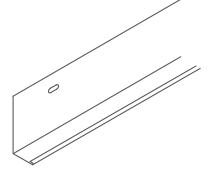
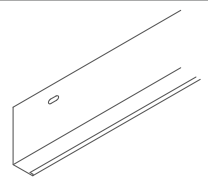
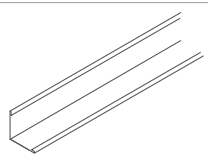
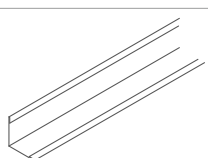

Illustration	Description	Specifications	Part no.	PU	Price [€]					
	<b>No. 46</b> Cross Tee 24 mm wide, butt-jointed	Height:	32 mm							
		visible side white								
		Length:	600 mm	00059103	75	1.87/m				
		Length:	625 mm	00059095	75	1.87/m				
		visible side matte black – Anti-Fingerprint (similar RAL 9004)								
		Length:	600 mm	00093595	75	2.99/m				
		Length:	625 mm	00093597	75	2.99/m				
		visible side black (similar RAL 9005)								
		Length:	600 mm	00067839	75	2.73/m				
		Length:	625 mm	00067835	75	2.73/m				
	<b>No. 46/38</b> Cross Tee 24 mm wide, butt-jointed	Height:	38 mm							
		visible side white								
		Length:	600 mm	00071400	75	1.97/m				
		Length:	625 mm	00065675	75	1.97/m				
			<b>No. 46G/38</b> Cross Tee 24 mm wide	Height:	38 mm					
				visible side white						
				Length:	600 mm	00059866	75	2.57/m		
				Length:	625 mm	00046521	75	2.57/m		
					<b>No. 46KB</b> Cross Tee 24 mm wide, butt-jointed	Height:	38 mm			
						corrosion-resistant				
visible side white										
Length:	600 mm					00070724	75	7.40/m		
Length:	625 mm					00070720	75	7.40/m		
	<b>No. 47</b> Cross Tee 24 mm wide, butt-jointed					Height:	32 mm			
		visible side white								
		Length:	1200 mm			00066016	50	1.87/m		
		Length:	1250 mm			00066013	50	1.87/m		
		visible side matte black – Anti-Fingerprint (similar RAL 9004)								
		Length:	1200 mm	00093596	50	2.99/m				
		Length:	1250 mm	00093598	50	2.99/m				
		visible side black (similar RAL 9005)								
		Length:	1200 mm	00067840	50	2.73/m				
		Length:	1250 mm	00067836	50	2.73/m				
		visible side white aluminium (similar RAL 9006)								
		Length:	1200 mm	00067563	50	2.73/m				
		Length:	1250 mm	00070130	50	2.73/m				
		visible side Sinfonia grey (similar RAL 7004)								
		Length:	1200 mm	00071613	50	6.19/m				
		Length:	1250 mm	00070969	50	6.19/m				
	<b>No. 47/38</b> Cross Tee 24 mm wide, butt-jointed	Height:	38 mm							
		visible side white								
		Length:	1200 mm	00071401	50	1.97/m				
		Length:	1250 mm	00065676	50	1.97/m				

# Index

Illustration	Description	Specifications	Part no.	PU	Price [€]
	<b>No. 47G/38</b> Cross Tee 24 mm wide	Height: 38 mm visible side white Length: 1200 mm Length: 1250 mm	00062036 00046520	50 50	2.57/m 2.57/m
	<b>No. 47G/38/4S</b> Cross Tee for Slit Bandraster Profiles, butt-jointed	Height: 38 mm Width: 24 mm without module stamp visible side white Length: variable to max. 2500 mm <sup>1</sup>	on request	dependent on length	on request
	<b>No. 47KB</b> Cross Tee 24 mm wide, butt-jointed	Height: 38 mm corrosion-resistant visible side white Length: 1200 mm Length: 1250 mm	00070725 00070721	50 50	7.40/m 7.40/m
	<b>No. 48</b> Cross Tee 24 mm wide, butt-jointed	Height: 32 mm visible side white Length: 185 mm Length: 300 mm Length: 312.5 mm Length: 400 mm	00063961 00067732 00065824 00063960	150 75 75 75	1.10/pce 2.81/pce 2.74/pce 2.34/pce
	<b>No. 50F</b> Wall Angle F-Shaped	Height: 25 mm Width: 25 mm Thickness: 1.2 mm Material: Alu visible side powder-coated white (similar RAL 9003) Length: 3000 mm visible side pure white (similar RAL 9010) Length: 4000 mm	00085327 00093616	10 40	4.25/m 7.42/m
	<b>No. 50G</b> Wall Angle	Height: 24 mm Width: 19 mm Thickness: 0.5 mm visible side white Length: 3050 mm visible side white aluminium (similar RAL 9006) Length: 3050 mm visible side Sinfonia grey (similar RAL 7004) Length: 3050 mm	00066368 00059392 00070970	40 40 40	1.35/m 2.18/m 6.00/m
	<b>No. 50KB</b> Wall Angle	Height: 24 mm Width: 24 mm Thickness: 0.5 mm corrosion-resistant visible side white Length: 3050 mm	00070726	40	5.57/m

<sup>1</sup> Max. ranges of extension see [leaflet S 18d e](#)

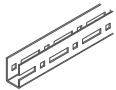


# Index

Illustration	Description	Specifications	Part no.	PU	Price [€]
	<b>No. 50/14</b> Shadow Wall Angle for Edges 6 and 15	Height: 31 mm Total Width: 30 mm Visible Width: 15 mm Thickness: 0.5 mm			
		visible side white Length: 3050 mm	00042886	35	3.93/m
	<b>No. 50/15</b> Shadow Wall Angle for Edges 6 and 15	Height: 33 mm Total Width: 30 mm Visible Width: 15 mm Thickness: 0.5 mm			
		visible side white Length: 3050 mm	00017825	35	3.93/m
	<b>No. 50/22</b> Shadow Wall Angle for Edge 6	Height: 39 mm Total Width: 30 mm Visible Width: 15 mm Thickness: 1.0 mm			
		visible side white Length: 3000 mm	00036198	15	8.04/m
		visible side natural grey Length: 3000 mm	00091229	15	7.15/m
	<b>No. 51/1</b> Wall Angle	Height: 50 mm Width: 35 mm Thickness: 1.0 mm			
		visible side white Length: 3750 mm	00001254	10	8.28/m
	<b>No. 51/20</b> Wall Angle	Height: 50 mm Width: 20 mm Thickness: 1.0 mm			
		visible side white Length: 3000 mm	00001255	10	6.33/m
		visible side natural grey Length: 3000 mm	00091226	10	6.65/m
	<b>No. 51/24G</b> Wall Angle	Height: 24 mm Width: 24 mm Thickness: 0.5 mm			
		visible side white Length: 3000 mm	00052958	30	1.54/m
		visible side matte black – Anti-Fingerprint (similar RAL 9004) Length: 3000 mm	00093606	30	3.53/m
		visible side black (similar RAL 9005) Length: 3000 mm	00067841	30	2.98/m
	<b>No. 51/25</b> Wall Angle	Height: 25 mm Width: 25 mm Thickness: 1.0 mm			
		visible side white Length: 3000 mm	00033291	10	4.78/m
	<b>No. 51/27</b> Wall Angle for 25 mm OWAplan Boards	Height: 52 mm Width: 27 mm Thickness: 0.7 mm			
		visible side white Length: 3000 mm	00083070	10	11.80/m

# Index

Illustration	Description	Specifications	Part no.	PU	Price [€]
	<b>No. 51/32G</b> Wall Angle	Height: 32 mm Width: 19 mm Thickness: 0.5 mm visible side white			
		Length: 3000 mm	00052885	30	1.57/m
	<b>No. 52</b> Wall Spring Clip	Width: 16 mm Length: 110 mm bronzed	00054531	100	0.29/pce
	Inner Corner	visible side white Leg Length: 55 mm			
	<b>No. 54</b>	for 19 mm Flange	00053800	50	0.49/pce
	<b>No. 54/1</b>	for 24 mm Flange	00053799	50	0.49/pce
	Outer Corner	visible side white Leg Length: 60 mm			
	<b>No. 54/50</b>	for 19 mm Flange	00053775	50	0.49/pce
	<b>No. 54/50/1</b>	for 24 mm Flange	00053801	50	0.49/pce
	<b>No. 55/1</b> Inner Corner for Contura Shadow Wall Angle no. 50/15 and no. 50/22	visible side white Leg Length: 72 mm	00053803	50	1.97/pce
	<b>No. 55/2</b> Outer Corner for Contura Shadow Wall Angle no. 50/15 and no. 50/22	visible side white Leg Length: 57 mm	00053804	50	1.97/pce
	<b>No. 55/3</b> Inner Corner for Shadow Wall Angle no. 56/20, no. 56/21 and no. 56/35	visible side white Leg Length: 80 mm	00053805	50	2.36/pce
	<b>No. 55/4</b> Outer Corner for Shadow Wall Angle no. 56/20, no. 56/21 and no. 56/35	visible side white Leg Length: 57 mm	00053808	50	2.36/pce
	Shadow Wall Angle	Height: 45 mm Total Width: 40 mm Visible Width: 20 mm			
	<b>No. 56/20</b> for 20 mm wide Shadow Gap	Thickness: 0.6 mm visible side white			
		Length: 3000 mm	00057680	15	4.06/m
	<b>No. 56/21</b>	Thickness: 1.0 mm visible side white			
		Length: 3000 mm	00001266	15	6.00/m
	<b>No. 56/23</b>	Thickness: 1.5 mm visible side white			
		Length: 3000 mm	00001664	12	11.14/m
	<b>No. 56/35</b> Shadow Wall Angle with Ventilation Slits	Thickness: 0.6 mm Ventilation Slits: 32 x 4 mm Free Cross-Section: 30 cm <sup>2</sup> /m $\triangleq$ 7.5 % for dimensions see no. 56/20 visible side white			
		Length: 3000 mm	00057682	15	3.87/m



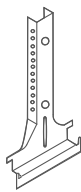
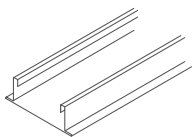
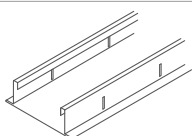
# Index

Illustration	Description	Specifications	Part no.	PU	Price [€]
	<b>No. 57</b> Wall Angle C-Shaped	Height: 40 mm Width: 20 mm Thickness: 0.5 mm  visible side white			
		Length: 3050 mm	00057684	16	4.42/m
	<b>No. 57/10¹</b> Wall Angle C-Shaped	Height: 31.5 mm Width: 20/40 mm Thickness: 0.6 mm  visible side white			
		Length: 3000 mm	00057685	10	on request
	<b>No. 61/1²</b> T-Connector suitable for cliq-MR and no. 45	Length: 75 mm Width: 100 mm galvanised	00001579	100	1.46/pce
	<b>No. 61/2²</b> T-Connector suitable for no. 80/50G-80/150G	Length: 75 mm Width: 100 mm galvanised	00059662	100	1.60/pce
	<b>No. 62</b> Clamping Plate	Format: 50 x 55 mm galvanised	00057228	100	0.45/pce
	<b>No. 66E</b> Safety Clip	galvanised	00078108	100	0.49/pce
	<b>No. 70E</b> Main Tee	Height: 30.7 mm Thickness: 1.5 mm Length: 3750 mm galvanised	00011502	10	4.46/m
	Wall Anchor	galvanised			
	<b>No. 75/50G</b> suitable for no. 80/50G	Visible Width: 50 mm	00054628	25	0.79/pce
	<b>No. 75/75G</b> suitable for no. 80/75G	Visible Width: 75 mm	00054629	25	0.98/pce
	<b>No. 75/100G</b> suitable for no. 80/100G and no. 80/100GS	Visible Width: 100 mm	00084264	25	0.95/pce
	<b>No. 75/125G</b> suitable for no. 80/125G and no. 80/125GS	Visible Width: 125 mm	00054631	25	1.02/pce
	<b>No. 75/150G</b> suitable for no. 80/150G	Visible Width: 150 mm	00054632	25	1.14/pce
	<b>No. 75E</b> Wall Anchor	Length: 97 mm Height: 25 mm Width: 35 mm galvanised	00078115	100	0.81/pce
	<b>No. 76</b> Safety Pin for Nonius Hanger	Length: 70 mm Thickness: 3 mm galvanised	00070412	100	0.16/pce
	<b>No. 76KB</b> Safety Pin for Nonius Hanger	Length: Approx 70 mm Thickness: 2.5 mm corrosion-resistant [KB] galvanised/black	00052861	100	1.61/pce
	<b>No. 77</b> Connector	Length: 100 mm Width: 12.5 mm Height: 4 mm	00001305	100	0.36/pce

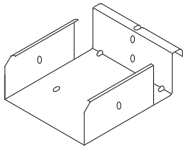
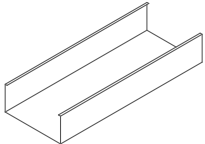
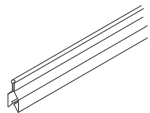





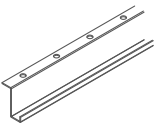



<sup>1</sup> Discontinued Item – available while stocks last


<sup>2</sup> For auxiliary constructions without structural verification only

# Index













Illustration	Description	Specifications	Part no.	PU	Price [€]
	<b>No. 77E</b> Connector for Main Tee	Length: 95 mm galvanised	00078109	100	1.11/pce
	<b>No. 78</b> Nail for Nonius Hanger	Alternative to no. 75 Must be bent 90° on site to prevent slipping out! Length: 50 mm Thickness: 3 mm galvanised	00072655	200	5.25/ 100 pcs
	Nonius Hanger	Length: 120 mm galvanised			
	<b>No. 79/50</b> suitable for no. 80/50G	Visible Width: 50 mm	00001307	100	0.37/pce
	<b>No. 79/75</b> suitable for no. 80/75G	Visible Width: 75 mm	00001308	100	0.45/pce
	<b>No. 79/100</b> suitable for no. 80/100G and no. 80/100GS	Visible Width: 100 mm	00001310	100	0.54/pce
	<b>No. 79/125</b> suitable for no. 80/125G and no. 80/125GS	Visible Width: 125 mm	00001311	100	0.63/pce
	<b>No. 79/150</b> suitable for no. 80/150G	Visible Width: 150 mm	00001312	100	0.75/pce
	Bandraster Profile	Length: 3750 mm Height: 35 mm Thickness: 0.6 mm			
	<b>No. 80/50G</b>	visible side white Visible Width: 50 mm	00041590	8	7.04/m
	<b>No. 80/75G</b>	visible side white Visible Width: 75 mm	00041592	8	10.80/m
	<b>No. 80/100G</b>	visible side white Visible Width: 100 mm	00040442	8	10.52/m
		visible side natural grey Visible Width: 100 mm	00091225	8	13.00/m
	<b>No. 80/125G</b>	visible side white Visible Width: 125 mm	00041594	4	10.27/m
	<b>No. 80/150G</b>	visible side white Visible Width: 150 mm	00041595	4	13.38/m
	Bandraster Profile slotted slotting as specified	Length: 3750 mm Height: 35 mm Thickness: 0.6 mm visible side white			
	<b>No. 80/100GS</b>	Visible Width: 100 mm	auf Anfrage	8	auf Anfrage
		Surcharge for double slot: 0.70 €/pce Small-quantity surcharge for deliveries < 500 m: 170.00 €			
	<b>No. 80/125GS</b>	Visible Width: 125 mm	auf Anfrage	4	auf Anfrage
		Surcharge for double slot: 0.70 €/pce Small-quantity surcharge for deliveries < 500 m: 170.00 €			

# Index

Illustration	Description	Specifications	Part no.	PU	Price [€]
	Cross Connection	Length: 90 mm galvanised			
	<b>No. 81/50G</b> suitable for no. 80/50G	Visible Width: 50 mm	00054623	25	1.31/pce
	<b>No. 81/75G</b> suitable for no. 80/75G	Visible Width: 75 mm	00054624	25	1.38/pce
	<b>No. 81/100G</b> suitable for no. 80/100G	Visible Width: 100 mm	00054625	25	1.34/pce
	<b>No. 81/125G</b> suitable for no. 80/125G	Visible Width: 125 mm	00054626	25	1.56/pce
	<b>No. 81/150G</b> suitable for no. 80/150G	Visible Width: 150 mm	00054627	25	1.76/pce
	Connector	Length: 200 mm galvanised			
	<b>No. 82/50G</b> suitable for no. 80/50G	Visible Width: 50 mm	00054618	25	0.65/pce
	<b>No. 82/75G</b> suitable for no. 80/75G	Visible Width: 75 mm	00054619	25	0.93/pce
	<b>No. 82/100G</b> suitable for no. 80/100G and no. 80/100GS	Visible Width: 100 mm	00054620	25	1.10/pce
	<b>No. 82/125G</b> suitable for no. 80/125G and no. 80/125GS	Visible Width: 125 mm	00054621	25	1.38/pce
	<b>No. 82/150G</b> suitable for no. 80/150G	Visible Width: 150 mm	00054622	25	1.63/pce
	<b>No. 87B</b> Clip-In Profile	Length: 4000 mm Height: 38 mm Width: 16 mm galvanised	00038766	10	3.04/m
	<b>No. 88E</b> Connector for Clip-In Profile	Length: 108 mm galvanised	00085122	100	0.38/pce
	<b>No. 89/4</b>  Mounting Tool SWM-SM	suitable for Dowel KDM-C	00033541	1	20.05/pce
	<b>No. 89/6</b>  Riveting Nut Installation Spanner	suitable for no. 97/30	00062060	1	573.20/pce
	<b>No. 90E01</b> (punched) Z Main Tee	Length: 3000 mm Width: 28 mm Height: 38 mm Thickness: 1.2 mm galvanised	00075610	10	6.80/m
	<b>No. 93C</b> Cross Connector	Length: 54 mm Height: 29 mm Width: 26 mm galvanised	00085121	100	0.71/pce
	<b>No. 93E</b> Cross Connector between Clip-In Profiles	Height: 55 mm Width: 28 mm galvanised	00077584	100	0.57/pce
	<b>No. 94/1</b> Screw Clamp for S 3	without Screw Height: 24 mm White Maximum load: 0.09 kN	00054396	50	1.02/pce
	<b>No. 94/2</b> Screw and Nut	for Screw Clamp no. 94/1	00077119	50	on request


 Availability may be limited depending on the region. For further information, please contact our Customer Service Team: tel: +49 9373 201-0 | info@owa.de

# Index

Illustration	Description	Specifications	Part no.	PU	Price [€]
	<b>No. 95/15</b> (15 mm wide Profiles) Screw Clamp for S 15 cliq	Threaded Bolt M 6 x 16 mm Load: 0.1 kN <sup>1</sup> White nickel-plated	00077539	25	3.24/pce
	<b>No. 95/30</b> (24 mm wide Profiles) Screw Clamp for S 3	Threaded Bolt M 6 x 16 mm Load: 0.1 kN <sup>1</sup> White nickel-plated	00067906	25	3.24/pce
	<b>No. 95/35</b> (24 mm wide Profiles) Screw Clamp for S 3	with Eye Ø 3.5 mm and External Thread M 6 x 4 mm Load: 0.1 kN <sup>1</sup> White	00082251	25	3.24/pce
	<b>No. 97/0</b>  Dowel KDM-C	required Stop Drill Bit: SDS 1 permissible Load kN Tension Zone: 0.50 Permissible Load kN while Subjected to Fire 0.35 Fire Resistance in Minutes: 90	00041451	100	on request
	<b>No. 97/21</b> Anchoring Nail 6 x 40 mm	Fixation Thickness: 4.5 mm Mirror Wall Thickness: 80 mm Borehole Diameter: 6 mm	00052882	100	30.35/ 100 pcs
	<b>No. 97/30</b>  Riveting Nut	M 6 steel	00061831	100	31.35/ 100 pcs
	<b>No. 97/32</b>  Self-Tapping Screw	M 6 x 16 mm galvanised	00065771	100	12.11/ 100 pcs
	<b>No. 98</b>  Stop Drill Bit SDS 1	suitable for Dowel KDM-C	00001375	1	36.35/pce
	<b>No. 99/07</b>  Edge 1 Tool	for Re-Forming the Kerf and Rebate on Standard Concealed Tiles (Edge 1)	00084682	loose	61.60/pce
	Contura Plane	for Re-Forming the Contura Reveal Edge on Tiles			
	<b>No. 99/11/6</b>  for K 6		00081756	loose	80.90/pce
	<b>No. 99/11/7</b>  for K 7		00080540	loose	80.90/pce
	<b>No. 99/11/15</b>  for K 15		00080541	loose	80.90/pce
	<b>No. 99/11/22</b>  for 20 mm Boards K 15b		00066756	loose	80.90/pce
	<b>No. 99/11/23</b>  for 15 mm Boards K 15b		00067325	loose	80.90/pce
	<b>No. 99/18</b>  OWA Profile Paint	Colour: White Quantity: 200 ml Weight: 240 135 g/can to repair small scratches, cut edges, etc.	00020448	1	25.95/pce
	<b>No. 99/18KB</b>  2-Component Touch-Up Paint	760 ml Can + Hardener <b>Important: Reactive Hardener</b> only mix the the desired amount Colour: Black	00053001	1	109.35/pce




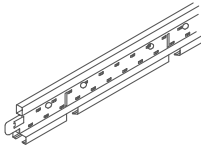
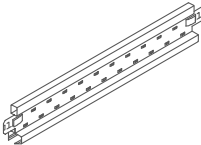
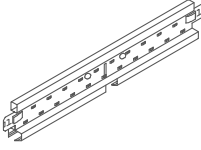
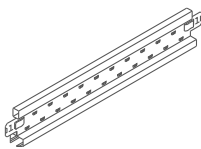
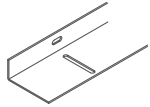
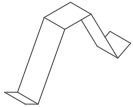
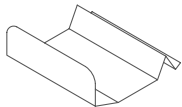
<sup>1</sup> With appropriately additionally Suspended Supporting Structure. For further information, refer to [OWA Installation Guide 9801 e](#).

# Index

Illustration	Description	Specifications	Part no.	PU	Price [€]
	<b>No. 99/20</b> OWA Gloves		00084338	12	2.17/Pair
	<b>No. 99/24</b> Adhesive for OWA Fire Box	310 ml Cartridge Do not store adhesive below 5 °C or above 30 °C, use quickly after opening.	00056803	12	10.48/pce
	<b>No. 99/28</b> OWAconstruct Fire Resistance Kit	310 ml Cartridge	00088171	loose	44.90/pce
	<b>No. 819</b> Hold Down Clip for no. 45, 46, 47, 45KB, 46KB, 47KB, cliq-24-MR, cliq-24-CT long, cliq-15-MR, cliq-15-CT short and long	corrosion-resistant	00085623	500	0.19/pce
	<b>No. 935</b> Hold Down Clip for System S 33 and S 45	Length: 43 mm Width: 19.5 mm	00083914	100	0.40/pce
	<b>No. 1287E</b> Spring-Loaded Hanger for Clip-In Profile no. 87B	Length: 120 mm Width: 25 mm galvanised	00077658	100	0.85/pce
	<b>No. 1387E</b> Hanger	Length: 58 mm Width: 15 mm galvanised	00077659	100	0.66/pce
	<b>No. 1456</b> Wall Angle	Height: 32 mm Width: 15 mm Thickness: 0.5 mm Upstand: 7.5 mm visible side white	00072785	10	1.97/m
	<b>No. 1503S</b> Longitudinal Connector for Wall Angle no. 57	Height: 38 mm Width: 15 mm Length: 200 mm galvanised	00062272	loose	9.29/pce
	<b>No. 1504S</b> Corner Connector for Wall Angle no. 57	Height: 38 mm Width: 15 mm Length: 150 mm galvanised	00062271	loose	14.17/pce
	<b>No. 1782E</b> Nonius Hanger Lower Element	Hanger for Nonius and Spring-Tension Wire Length: 135 mm galvanised	00077660	100	0.98/pce
	<b>No. 1787S</b> Nonius-Lower Element for Clip-In Profile	Length: 190 mm galvanised	00025935	100	0.71/pce
	<b>No. 1808</b> Replacement Blade	for Contura Plane	00001808	10	18.25/packet



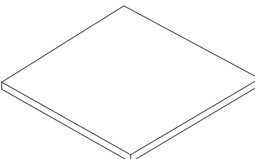
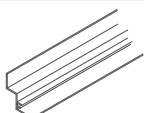
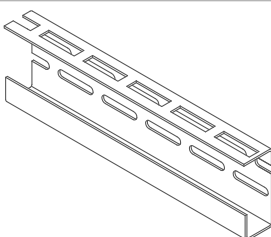


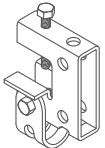


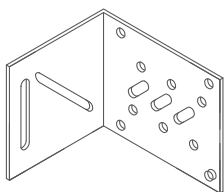
⊕ Availability may be limited depending on the region. For further information, please contact our Customer Service Team: tel: +49 9373 201-0 | info@owa.de

# Index

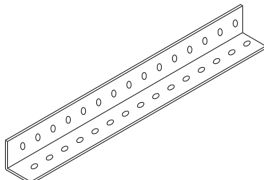
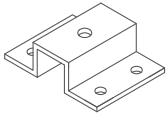

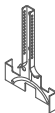
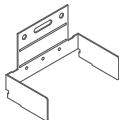
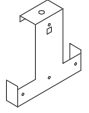
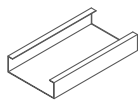

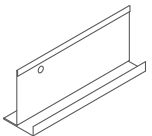
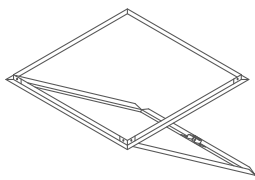
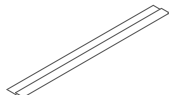
Illustration	Description	Specifications	Part no.	PU	Price [€]
	<b>No. 2024</b> Tapping Screw	for no. 51/27	00085458	100	19.85/packet
	<b>No. 2026</b> Panel Screw	Colour: natural grey	00091290	250	15.40/packet
	<b>No. 2027</b> Countersunk Washer	Outer Diameter: 20 mm galvanised	00093939	500	139.00/packet
	for use with standard 3.9 × 35 mm Fine Thread Drywall Screw according to EN 14566, procurement via specialist trade				
	<b>No. 3500</b> Main Tee	Height: 38 mm Width: 14.3 mm outer edge and shadow gap white Length: 3000 mm Length: 3125 mm	00067006 00067009	20 20	4.73/m 4.73/m
		outer edge white and shadow gap black Length: 3000 mm Length: 3125 mm	00067012 <sup>1</sup> 00067015 <sup>1</sup>	20 20	4.73/m 4.73/m
	<b>No. 3512</b> Cross Tee	Height: 38 mm Width: 14.3 mm outer edge and shadow gap white Length: 600 mm Length: 625 mm	00067007 00067010	60 60	4.73/m 4.73/m
		outer edge white and shadow gap black Length: 600 mm Length: 625 mm	00067013 <sup>1</sup> 00067016 <sup>1</sup>	60 60	4.73/m 4.73/m
	<b>No. 3514</b> Cross Tee	Height: 38 mm Width: 14.3 mm with central cross tee slot outer edge and shadow gap white Length: 1200 mm Length: 1250 mm	00067008 00067011	60 60	4.73/m 4.73/m
		outer edge white and shadow gap black Length: 1200 mm Length: 1250 mm	00067014 <sup>1</sup> 00067017 <sup>1</sup>	60 60	4.73/m 4.73/m
	<b>No. 3524</b> Cross Tee	Height: 38 mm Width: 14.3 mm without central cross tee slot outer edge and shadow gap white Length: 1200 mm	00072343	60	4.87/m
	<b>No. 5110B</b> Wall Connection Profile	Height: 30 mm Width: 70 mm Thickness: 2 mm visible side powder-coated black Length: 3000 mm	00084692	4	11.90/m
	<b>No. 5210</b> Wall Spring Clip	Width: 16 mm Length: 82 mm corrosion-resistant	00085624	500	0.39/pce
	<b>No. 5220</b> Wall Spring Clip for all F-Shaped Wall Angles Alu	Width: 37 mm Length: 40 mm	00069431	100	0.34/pce

<sup>1</sup> Discontinued Item – available while stocks last

# Index




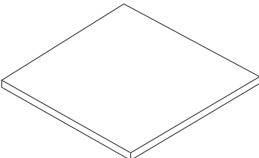
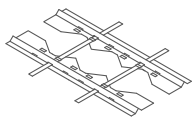
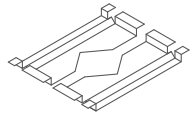
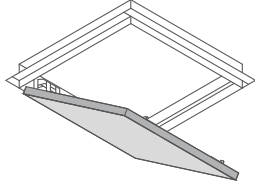
Illustration	Description	Specifications	Part no.	PU	Price [€]
	<b>No. 5365</b> Wire Pin Nail Countersunk Head for 40 mm Fire Box	Length: 80 mm Thickness: 3.1 mm	00079102	50	on request
	<b>No. 5366</b> Ribbed Wire Pin Nail for 15 and 21 mm Fire Box	Length: 50 mm Thickness: 4.2 mm	00064418	16	on request
	<b>No. 5400</b> Satin Acrylic Sheet	Module: 625 x 625 mm Colour: Opal White B1 according to DIN 4102	00067955	loose	74.85/pce
	<b>No. 5620F</b> Shadow Wall Angle F-Shaped	Total Height: 40 mm Joint Depth: 20 mm Total Width: 45 mm Visible Width: 25 mm Thickness: 1.2 mm Material: Alu			
		visible sides powder-coated white (similar RAL 9003)			
		Length: 4000 mm	00085631	10	10.30/m
		visible side powder-coated pure white (similar RAL 9010)			
		Length: 3000 mm	00085330	10	7.05/m
	<b>No. 6500</b> C-Shaped Wide Span Beam Profile	Height: 102 mm Width: 32 mm Material Thickness: 2 mm			
		Length: 4000 mm	00060699	loose	23.95/m
		Length: 6000 mm	00060709	loose	23.95/m
	<b>No. 6510</b> Suspension Clamp	Maximum load: 0.25 kN	00067312	100	4.19/pce
	<b>No. 6520</b> Ground Plate	Dimension: 60 x 28 x 5 mm Drilling: Ø 10.5 mm	00067313	25	4.77/pce
	<b>No. 6530</b> Suspension Clamp with joint	galvanised steel	00067314	loose	43.40/pce
	<b>No. 6540</b> Self-Tapping Screw	Ø 6.3 mm x 19 mm	00067315	500	0.27/pce
	<b>No. 6550</b> Mounting Set	M 8 x 20 mm Screw, Shim and Nut	00067316	100	0.27/pce
	<b>No. 6560</b> Wall Fixing Angle	118 x 97 x 97 x 3 mm Boreholes and Slotted Holes for M 8	00067317	25	13.07/pce

# Index

Illustration	Description	Specifications	Part no.	PU	Price [€]
	<b>No. 6570</b> Grid Angle	28 x 28 x 2 mm Length: 4000 mm	00067318	8	5.98/m
	<b>No. 6580</b> Adapter	Length: 94 mm Width: 67 mm Total Height: 28 mm Borehole for Threaded Rod M 10 4 x Drilling: Ø 8.5 mm	00067319	loose	22.75/pce
	<b>No. 6590</b> Suspension Clamp without Joint	galvanised sheet steel	00095504	loose	13.90/pce
	<b>No. 7010B</b> Nonius Hanger Lower Element	Length: 120 mm galvanised	00077641	100	3.04/pce
	<b>No. 7510B</b> Wall Anchor or Cross Connector for Bandraster C-Shaped	galvanised	00077643	10	5.05/pce
	<b>No. 7910E</b> Hanger	Height: 100 mm Width: 100 mm galvanised	00078112	100	4.85/pce
	<b>No. 8010B</b> Bandraster Profile C-Shaped (frames)	Length: 4000 mm Height: 30 mm Width: 100 mm Thickness: 1.00 mm White	00077637	4	14.10/m
	<b>No. 8017</b> Connection Angle	Leg Length: 30 mm Height: 22 mm Thickness: 0.75 mm galvanised	00069794	50	0.97/pce
	F Profile	visible side white			
	<b>No. 8030/13</b>	for 13 mm Boards length: 3000 mm	00069914	12	4.81/m
	<b>No. 8030/15</b>	for 15 mm Boards length: 3000 mm	00057689	12	5.34/m
	<b>No. 8032</b> Inspection Hatch (without Tile)	galvanised sheet steel suitable for Systems S 3, S 3 cliq, S 3a, S 3a cliq, S 15 cliq and S 15a cliq visible sides white			
		Module: 625 x 625 mm	00045994	loose	219.50/pce
		Module: 600 x 600 mm	00045312	loose	219.50/pce
	Wall Angle Infill Strip for Exposed Grid Systems	visible side white			
	<b>No. 8060<sup>1</sup></b>	Length: 597 mm (for Module 625 mm)	00001526	200	0.93/pce
	<b>No. 8060/1<sup>1</sup></b>	Length: 572 mm (for Module 600 mm)	00001531	200	0.93/pce

<sup>1</sup> Discontinued Item – available while stocks last

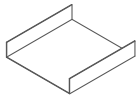
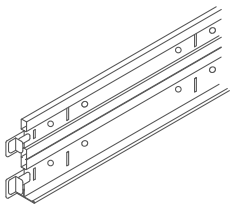
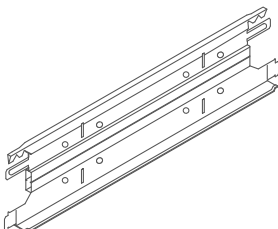
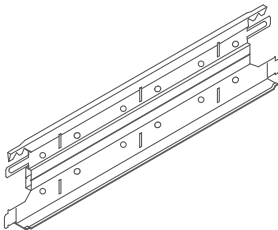


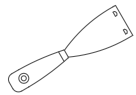



# Index

Illustration	Description	Specifications	Part no.	PU	Price [€]
	Plastic Grid	Translucent Polystyrene Grid Web Dimensions (L x B x H): 15 x 15 x 8 mm Shield Angle: approx. 28° Light Opening in Grid: > 80 % Colour: Opal White			
	<b>No. 8063</b>	Module: 625 x 625 mm	00089943	10	20.85/pce
	<b>No. 8063/0</b>	Module: 1250 x 625 mm	00089944	10	38.55/pce
	Parabolic Mirror Grid	Metallic Polystyrene Grid with Parabolically Aligned Web Walls for minimizing Glare at Workplaces with Monitor Screens. Module: 625 x 625 mm Colour: Silver			
	<b>No. 8063/1</b>	Web Dimensions (L x B x H): 13 x 13 x 11 mm Shield Angle: approx. 45° Light Opening in Grid: approx. 55 %	00001581	10	64.65/pce
	<b>No. 8063/3</b>	Web Dimensions (L x B x H): 20 x 20 x 13 mm Shield Angle: approx. 31° Light Opening in Grid: approx. 60 %	00001583	10	51.40/pce
	<b>No. 8063/5</b>	Web Dimensions (L x B x H): 37 x 37 x 22 mm Shield Angle: approx. 37° Light Opening in Grid: approx. 62 %	00001587	10	on request
	Aluminium Grid	Aluminium Grid designed for Glare Minimization Web Dimensions (L x B x H): 13 x 13 x 13 mm Shield Angle: approx. 45° Light Opening in Grid: approx. 95 % Module: 625 x 625 mm			
	<b>No. 8063/7</b>	Colour: White	00093188	10	56.10/pce
	<b>No. 8063/8</b>	Colour: Anodised	00086930	10	76.05/pce
	<b>No. 8063/9</b> Opal plate	Module: 625 x 625 mm Colour: Opal White Thickness: 3 mm Material Translucency: approx. 40 %	00076866	loose	40.80/pce
	<b>No. 8063/10</b> Acrylic Glass Plane	Module: 625 x 625 mm Colour: Transparent (clear) Thickness: 3 mm	00001592	loose	55.40/pce
	Installation Frame for Built-In Spots				
	<b>No. 8069/0<sup>1</sup></b>	Length: 594 mm (Module 600 mm)	00081054	25	15.45/pce
	<b>No. 8069/1<sup>1</sup></b>	Length: 619 mm (Module 625 mm)	00081053	loose	15.45/pce
	<b>No. 8069/2</b>	Length: 294 mm (Module 300 mm)	00081050	50	10.89/pce
	<b>No. 8069/3</b>	Length: 306 mm (Module 312.5 mm)	00081051	50	12.46/pce
	<b>No. 8069/4</b>	Length: 394 mm (Module 400 mm)	00081052	25	12.36/pce
	<b>No. 8069/6</b>	Length: 340 mm for OWAplan/RAW	00055544	loose	129.00/pce
	Comfort Inspection Hatch	for 25 mm OWAplan Boards <sup>2</sup>			
	<b>No. 8131/1</b>	340 x 340 mm (external dimension) 280 x 280 mm (Inner opening)	00094312	1	150.00/pce
	<b>No. 8131/2</b>	660 x 660 mm (external dimension) 600x 600 mm (Inner opening)	00094313	1	170.00/pce

<sup>1</sup> incl. Connecting Stripes










<sup>2</sup> Mineral Boards must be cut and glued in on site. Attention: Additional Suspension necessary (see [Installation Instructions OWAplan 1031 e](#))

# Index

Illustration	Description	Specifications	Part no.	PU	Price [€]
	<b>No. 8210B</b> Connector	Length: 100 mm Width: 97 mm galvanised	00077640	10	3.04/pce
	<b>No. 8550G</b> Wide-Span Main Tee	for 4200 mm: first slot at 150 mm, each additional slot at 300 mm for 4375 mm: first slot at 156.25 mm, each additional slot at 312.5 mm Height: 75 mm Width: 24 mm Thickness: 0.5 mm visible side white	00050444 00047552	8 8	9.08/m <sup>1</sup> 9.08/m
	<b>No. 8556G</b> Wide-Span Cross Tee joggled	Height: 75 mm Width: 24 mm Thickness: 0.5 mm visible side white	00047516 00047517	12 12	on request <sup>1</sup> on request
	<b>No. 8558G</b> Wide-Span Cross Tee joggled	Height: 75 mm Width: 24 mm Thickness: 0.5 mm visible side white	00047518 00047519	12 12	9.08/m <sup>1</sup> 9.08/m <sup>1</sup>
	<b>No. 8900</b> Compression Strip for Sterile and Hygienic Areas and OWALux Ceilings	Width: 9 mm Height: 3 mm Length: 100 m Colour: White one side is self-adhesive	00073055	100 m	0.39/m
	OWA Repair Kit	Weight: approx. 135 g/can			
	<b>No. 99723</b>	Standard (suitable for all Patterns)	00001668	1	8.68/pce
	<b>No. 99724</b>	Cosmos (suitable for Cosmos Boards)	00045414	1	8.68/pce
	<b>No. 99006</b> Removal Tool	Opening Tool for OWAtecta Metal Tiles	00088560	loose	20.30/pce
	<b>No. 99009</b> Wall Spring Clip	galvanised	00083152	100	0.81/pce
	<b>No. 99010</b> Wall Spring Clip for Shadow Wall Angle no. 50/15	galvanised	00083153	100	0.71/pce
	<b>No. 99308</b> Sealing Tape, anthracite	Width: 9 mm Thickness: 3 mm 25 m roll	00078524	25 m	0.48/m
	Natura Adhesive <b>Torggler Strong</b>	for Natura – Hemp Straw Tile 290 ml Cartridge	00095497	loose	20.95/pce

<sup>1</sup> Set-up costs for orders below 200 €: 150.00 €

# Index


Illustration	Description	Specifications	Part no.	PU	Price [€]
	<b>Wall Claw</b> for 40 mm thick Wall Absorbers	Set of 4 for: FreeStyle Q and R Selecta one, plus Selecta grande XL (2x) Creaprint grande XL (2x) Creaprint one, plus Corpus S, M	00073602	1	18.85/set <sup>1</sup>
		Set of 6 for: Selecta grande 2 Selecta loop Creaprint grande Corpus L	00073603	1	26.55/set <sup>1</sup>
	<b>Wall Claw</b> for 20/40 mm thick Wall Absorbers	Set of 4 for: FreeStyle TR, TL and QS consisting of 2 pieces with dimension 60 x 52 x 15 mm and 2 pieces with dimension 88 x 52 x 35 mm	00075611	1	18.85/set <sup>1</sup>
	<b>Mounting Set</b>  consisting of: M6 Ceiling Fixing Wire Rope, length 1500 mm Spiral Hanger with Quick Adjuster	Set of 4 for: Selecta one, plus Selecta grande XL (2x) Creaprint one, plus Creaprint grande XL (2x) Corpus S, M, L, XXL Corpus XL (2x) FreeStyle cells Kreis (2x)	00082764	1	40.65/set <sup>1</sup>
		Set of 6 for: Selecta grande Creaprint grande Corpus XXL FreeStyle cells Stern (2x) FreeStyle cells Asymmetrisch FreeStyle cells Quadrat	00082763	1	53.15/set <sup>1</sup>
		Set of 3 for: Selecta loop FreeStyle cells Asymmetrisch	00082762	1	35.45/set <sup>1</sup>
		Set of 2 for: FreeStyle baffles	00082765	1	24.40/set <sup>1</sup>
		Set of 6 for Selecta Hemp	00094143	1	75.00/set <sup>1</sup>
	<b>Mounting Set Selecta Hemp</b>  consisting of: M6 Ceiling Fixing, Wire Rope, length 1500 mm and Spiral Hanger with Quick Adjuster				
	<b>Mounting Set Direct Mounting</b> consisting of: Spiral Hanger and Z Hook	Set of 2 for Selecta, Creaprint, FreeStyle baffles and FreeStyle cells	00088137	1	13.05/set <sup>1</sup>
	<b>Mounting Set System S 3</b>  consisting of: Mounting Clips with Suspension Bracket and Spiral Hanger with Head Geometry for Suspension Bracket	Set of 2 for FreeStyle baffles	00091457	1	18.60/set <sup>1</sup>
	<b>Connecting Clamp</b>	for Selecta, Creaprint, FreeStyle baffles and FreeStyle cells	00080545	25	31.80/packet
	<b>Plastic Pin</b>	for FreeStyle baffles and FreeStyle cells	00082538	200	247.20/packet
	<b>Outer Corner with drilled holes</b> for Selecta Hemp Wall Installation	Set of 5 for Selecta Hemp	00095375	1	20.75/pce

<sup>1</sup> Only applicable for orders without Canopy/Wall Absorber. The price of the Mounting Set is included in the price of the Canopy/Wall Absorber.

## HEATING AND COOLING CEILING

### OWActive Mineral Climate Ceiling

■ OWActive



### A HEALTHY INDOOR CLIMATE WITH PERFECT RADIANT COMFORT, INSPIRED BY NATURE.

OWActive Mineral Climate Ceilings represent a sustainable and forward-looking Ceiling System suitable for all building sectors and room types. For the first time, high-quality OWA Mineral Wool enables efficient indoor climate control to be combined with optimised building acoustics. The climate control of the OWActive Mineral Climate Ceiling is based on the principle of radiant exchange, taking its inspiration from nature. Thanks to pleasant radiant heat, the OWActive Mineral Climate Ceiling offers significant benefits for human comfort. By integrating climate control and acoustics, the Mineral Climate Ceiling replaces conventional heating and air-conditioning systems. In addition, OWA Mineral Ceilings impress with high performance values, particularly in acoustics, as well as easy accessibility and straightforward retrofitting of further MEP (mechanical, electrical and plumbing) components. The OWActive Mineral Climate Ceiling has already received multiple prestigious sustainability awards.



## ADDED VALUE OF OWActive CLIMATE CEILINGS

- Climate Control and Acoustics integrated in a single system instead of being separated, as is usually the case.
- Direct radiant heat via Energy Rails with efficient heating/cooling performance and reduced flow and return temperatures.
- Lower planning and installation effort compared with conventional systems.
- Easy integration of additional MEP components at any time thanks to installation- and maintenance-friendly Mineral Ceiling Elements.
- Comfortable, allergy-friendly indoor climate due to the closed system and the absence of convection or dust turbulence.
- Pleasant Room Acoustics thanks to integrated high-performance sound absorption and sound insulation.

Have we sparked your interest? Give us a call — we'll be happy to advise you.



## OWA GREEN CIRCLE

New Value for Old Ceilings

■ OWA green circle



### OWA GREEN CIRCLE - NEW VALUE FOR OLD CEILINGS

All OWA Mineral Tiles produced from 1 October 1997 onwards as part of the OWAlifetime collection, and all Mineral Tiles from other manufacturers produced from 1 June 2000 onwards, can be returned to us via OWA green circle and recycled 100 %. We use these materials to manufacture new Ceiling Tiles. With the highest quality standards in mind, valuable raw materials are fed back into the production of new OWA Mineral Tiles. The process is remarkably simple and consists of just five steps.



- Cost-effective and resource-efficient
- Enables 100 % reuse
- Secures the supply of raw materials
- Meets regulatory requirements for environmental protection and sustainability
- Supports building certification schemes
- Complies with the fundamental obligations of the Circular Economy Act

**Do you have any questions or would you like to make use of the OWA green circle?  
Then please contact our OWA Customer Service:**

Tel. +49 9373 201-999, E-Mail: [greencircle@owa.de](mailto:greencircle@owa.de)

# GENERAL

## LEGAL NOTICE

The printing-related colour and quality variations in this catalogue may result in deviations to the original product. A binding product selection should therefore always be made based on an original sample. All details and technical information in these brochures or other publications that relate to OWA ceiling systems are based on test results that were achieved under laboratory conditions. It is the customer's responsibility to ensure that this information is appropriate for their specific application. All system-related data and statements correspond to the current state of technology. They assume the exclusive application of OWA products and their interdependent behaviour which is confirmed by internal and external testing. If they are used in combination with non-OWA products, any warranties or guarantees are invalidated and liability will not be accepted. Subject to technical changes for the purpose of product or system updates. Subject to technical changes without prior announcement. Our general sales, delivery and payment terms and conditions apply. Prices are subject to change without notice.

**Subject to mistakes and printing errors.**

## CONDITIONS OF SALE, DELIVERY AND PAYMENT

### 1. General, offer, order and conclusion of contract

(1) All offers of the seller, the acceptance of offers and all deliveries and services are carried out exclusively on the basis of the following terms and conditions. These terms and conditions also apply to any and all future and similar business transactions with the purchaser. Deviating purchase terms of the purchaser are hereby expressly disacknowledged. They are only valid if the seller acknowledges them in writing.

(2) All orders, subsidiary agreements, reservations, changes or amendments to a contract require written form to become valid. Oral or written agreements deviating from contract conditions and/or order confirmations of the seller require for their validity the written consent of the seller's statutory representatives or prokurists [holders of special power of attorney] in a number fit to represent the seller. The seller's office and field service staff is not authorised to make any deviating agreements or to grant any special conditions.

(3) Offers of the seller are subject to change without notice. A sales, delivery or any other contract is only effective upon delivery of the order confirmation or upon delivering of the goods to the purchaser.

(4) All information on products of the seller, in particular, but not limited to, illustrations, drawings, measurements and service information contained in offers and publications, are to be seen as approximate average values. They are not guaranteed qualities but descriptions of the goods. This also applies to specimens and samples. Variations customary in this particular line of business are permissible unless in the order confirmation specifications are marked as binding. Excess or short deliveries, which are taken into account in the invoice, may be carried out to the extent of 10 % as customary in this line of business.

(5) The seller reserves its title and copyright in any illustrations, drawings, calculations, other documents as well as in any specimen and sample. They may be made accessible to third parties only upon express consent of the seller.

(6) If the seller advises the purchaser free of charge no contractual or other legal relation comes into existence between the seller and the purchaser. The same applies, if the seller provides information or recommendations to the purchaser free of charge. A deviating agreement must be in writing to be effective. Implicit contracts on advice, information or recommendations are excluded.

(7) Advice, recommendations or information provided to the purchaser in the course of contract negotiations or in the process of initiating a contract or an order are binding for the seller only if they are confirmed by the seller at least in the form of a text.

### 2. Pricing and packaging

(1) The prices on the day of delivery as stated from time to time in the seller's price lists shall apply unless a fixed price was explicitly agreed. The prices are understood to be net and without any VAT and discount. The fixed prices shall be valid for four months from the conclusion of the contract. If longer delivery dates have been agreed, or if the purchaser is responsible for an actual delay in delivery and if, in the meantime, there have been changes in material and energy costs, wages or any other general production costs, the sales prices generally valid at the time of delivery shall apply.

(2) All prices are understood to be ex works or ex stocks. Packaging material is charged at cost price and not taken back, with the exception of recyclable pallets which will be taken back without refund.

(3) To the extent that free-of-charge deliveries have been agreed, all prices are understood to be in EUR per sales quantity unit plus statutory VAT, not unloaded, free of charge ex stock or ex passable construction site on mainland Germany. A flat-rate freight will be charged for small quantities. A flat-rate for setup costs will be charged for small quantities of commissioned goods. The valid flat-rates are listed in the current price-lists.

(4) The purchaser shall pay, in advance and without any cash discount, transshipment fees, freight charges and duty according to the prices valid on the day of conclusion of contract. Any changes in transshipment costs, freight charges and duty shall be credited or debited to the purchaser.

### 3. Payments

(1) Payments are due immediately after invoicing, in cash, without any discount and franco domicile of the seller. Discounts for cash payments require explicit agreement. Each contracting party is entitled to prove any damage due to delay in performance which exceeds the statutory scope.

(2) Bills of exchange and cheques shall be accepted only upon explicit agreement and on account of performance. Discount, collection and other charges are at the purchaser's expense.

(3) If payment in a foreign currency is agreed, the purchaser is obliged to pay in the currency agreed upon. If, between conclusion of the contract and receipt of payment the foreign currency upon which the purchase price is based, has depreciated in comparison with the domestic currency, the purchaser has to settle the differential amount.

(4) The purchaser can only set off undisputed or res judicata claims, or claim right of retention therefore. Any retention of payment is excluded if the claim to retention is based on a different contractual relation.

(5) All claims shall fall due upon suspension of payment, the application for the opening of insolvency proceedings, or the opening of insolvency proceedings over the assets of the purchaser. In such event any and all discounts and allowances shall be inapplicable. If after the conclusion of the contract it becomes apparent that financial or economic situation of the purchaser does not allow a granting of credits or payment periods, the seller may demand collateral securities to be provided or the advance payment of all claims, and refuse fulfilment until such collateral security is provided or payment is made. If collateral securities and/or the advance payment are not provided within the required period, the seller may withdraw from the contract or claim damages for non-performance.

### 4. Delivery

(1) If possible, the seller shall adhere to the terms specified for delivery and service. Any indication of time shall, however, only be seen as approximations.

(2) The delivery periods shall commence with the date of the seller's order confirmation. They shall be deemed adhered to upon notification of the goods being ready for dispatch if the dispatch is not possible for reasons beyond the seller's control. If the purchaser picks the goods up himself, the delivery

periods and dates shall refer to the point of time for which the seller has declared the goods ready for dispatch. The agreed delivery periods and dates shall be extended – without prejudice to the rights of the seller resulting from the purchaser’s default – by the period of time the purchaser is in default based on this or any other contract. The right to self-delivery shall be reserved.

(3) Together with the delivery the seller will issue the purchaser an invoice for the goods delivered. If the purchaser does not receive the invoice without undue delay after delivery, it is obliged to send the seller a reminder within 8 days after receipt of delivery. If this is not done, no deductions for cash discount and no other payment reductions may be made.

(4) If the seller is in default, the purchaser shall allow the seller a reasonable extension period of at least 30 days. After the expiry of the extension period, the purchaser may withdraw from the contract unless the goods were declared ready for dispatch before expiry of the extension period.

(5) In the case of war, strike, lock-out, a shortage of raw materials or energy, disruptions of operation and traffic, restraints of rulers as well as in any other cases of force majeure regardless to whether they concern the seller, the seller’s suppliers or carriers and for which the seller is not responsible and which impair or prevent the business concerned from being carried out, the delivery period of the seller shall be extended by the period of the delay plus a reasonable start-up time. The seller shall notify the purchaser without undue delay about such kind of delay. If, by the aforementioned circumstances, delivery or services are made impossible or cannot reasonably be expected from the seller, the seller shall be entitled to withdraw from the contract in part or in whole, without the purchaser being entitled to asset claims for damages because of such withdrawal. 91 Conditions of sale, delivery and payment

## 5. Dispatch and passing of risk

(1) Dispatch and transport are carried out at the expense and risk of the purchaser. Goods that have been declared ready for dispatch by the agreed date shall be called for immediately. Otherwise the seller is entitled to store them at its own discretion at the cost and risk of the purchaser and to invoice them as if they had been delivered.

(2) Upon handing the goods over to the forwarder or the carrier, however at the latest upon the goods leaving the plant or the warehouse, the risk – including the risk of seizure – shall pass to the purchaser. This also applies if partial deliveries are made, or if the seller provides any other additional services, e.g. payment of the forwarding or delivery costs.

## 6. Discovery of defects and warranty

(1) After receipt of the goods the purchaser shall examine the goods without undue delay, but at the latest prior to any installation or processing, and notify the seller of any defects in writing. The purchaser’s duty to examine applies to the entire consignment. If no complaint is made in time with respect to any defects of goods the delivery shall be considered performed in accordance with the contract. The same applies to any wrong deliveries as well as any variations in quantity not covered by clause 1.[4].

(2) The burden of proof that the goods were already defective at the time the risk passed to the purchaser rests on the purchaser. In particular, but not limited to, this applies for defects not notified after receipt of the goods without undue delay.

(3) Guarantees or taking over of a procurement risk have to be expressly stipulated. Features which the purchaser may expect by virtue of public statements concerning the good’s features that are made by the seller or persons assisting him, in particular in advertisements or in connection with labelling, do not belong to the agreed quality, unless they are expressly stipulated. Stipulations according to this subparagraph

(2) must be in writing to be effective.

(4) Irrelevant defects, particularly minor variations in colour and structure as well as immaterial variations in length, width and thickness of the material delivered do not entitle to any notification of defects.

(5) In the case of properly notified, justified defects, the seller in its free discretion shall be entitled to either supply replacement free of charge or rectify the defects. Should the supply of a replacement or the rectification of a defect fail twice, the purchaser shall be entitled to reduce to purchase price or to withdraw from the contract. A purchaser withdrawing from the contraction the event of deterioration, loss or destruction of the goods to be returned to the seller shall compensate the seller for lost value also in cases where neither the purchaser nor the seller is responsible for such deterioration, loss or destruction. With regard to the assertion of claims for damages due to defects it is referred to the statutory provisions without prejudice to the exclusion and limitation of liability according to clause 7.

(6) The appropriate storage and treatment of the goods delivered is the prerequisite for sustaining the purchaser’s warranty claims. The seller shall be given the opportunity to inspect the goods complained about. If such opportunity is not granted and if on request of the seller the purchaser does not make the goods available to the seller without undue delay, any claims based on defects shall cease to exist.

(7) If the goods delivered have been used consistent with their customary use for a building and such goods have caused the defectiveness of such building the warranty period shall be five years from the date of handing over of the goods. In all other cases the warranty period shall be one year from the time of handing over of the goods. If a defect has been fraudulently concealed, the statutory warranty period shall apply.

(8) The forwarder shall be notified of any damage to goods in transit. In this respect, the notification duties specified in the General German Forwarder’s Conditions [Allgemeine Deutsche Speditionsbedingungen] (ADSp) shall apply.

## 7. Liability

(1) For injury to life, body and health, the seller shall be liable in the case of slight negligence. Likewise, the seller shall be liable in the case of slight negligence for the violation of contractual obligations which are indispensable for achieving the contractual objective (cardinal obligations). In all other cases of contractual and extra-contractual liability the seller shall be responsible only for wilful intent and gross negligence. This applies in particular for the case of damages caused by a violation of duties or delay in performance (default), damages in lieu of performance, reimbursement of expenditures in vain as well as in cases of tort or product liability – except for any liability under mandatory product liability laws. Moreover, where a guarantee or procurement risk is assumed, the seller shall be liable only in the case of wilful intent or gross negligence, unless otherwise expressly stipulated in the contractual provisions.

(2) The seller is liable only for contract-typical and foreseeable damage. This liability limitation shall not apply if statutory representatives or executive staff of the seller have acted with wilful intent or gross negligence or in the case of liability for injury to life, body or health.

(3) With the exception of liability due to wilful intent or injury to life, body or health and unless claims for damages fall under the statute of limitations within a shorter period by operation of law or based on other provisions of the agreement claims for damages shall fall under the statute of limitations within two

(2) years from the time the purchaser has gained knowledge of the circumstances establishing the claim and of the seller as obligor of damages or in the absence of gross negligence should have gained knowledge thereof. In all other cases Sec. 199 para. 2 and 3 of the Civil Code (BGB) shall apply.

(4) The seller shall be liable for advice, recommendations or information only if the purchaser and the seller have entered into a contract on such advice, recommendation or information, or if the seller is liable for the advice, the recommendation or the information under aspect of tort or culpa in contrahendo. Moreover is the seller’s liability for advice, recommendations and information regulated by clauses 7.(1) to (3)

(4) The liability provisions pursuant to clause 7.(1) to (4) also apply in favour of employees of the seller as well as of affiliate companies and subsidiaries.

## 8. Reservation of title

- (1) The seller reserves the ownership of all goods delivered by it until the purchaser has settled all (also future) claims that have arisen from the business relationship. If deliveries are carried out by current account, the reservation of title shall serve as a security for the accounting balance.
- (2) The purchaser shall be entitled to dispose of the purchased goods within the limits of an orderly course of business. All claims resulting from the sale of goods in which the seller has retained its ownership (hereinafter referred to as "Goods Subject to Retention of Ownership") including any and all claims for accounting balances resulting from current accounts shall be assigned already now and in total by the purchaser to the seller. Other than regulated in the preceding sentence claims resulting from the sale of Goods Subject to Retention of Ownership together with third-party goods at a total price are assigned to the seller only in a portion in the amount of the invoice value of the Goods Subject to Retention of Ownership. Likewise, any claims against insurance companies or third parties resulting from damage to Goods Subject to Retention of Ownership shall hereby be assigned to the seller.
- (3) The combination, processing, assembly and any other way of utilisation of Goods Subject to Retention of Ownership is effected for the seller, but without any obligations for it. If Goods Subject to Retention of Ownership are processed, combined or mixed with goods possessed by a third party, the seller is entitled to joint ownership of the new object or the mixed stock in a proportion of the invoice value of the Goods Subject to Retention of Ownership to the invoice value of the other utilised goods. If the ownership of the seller in the Goods Subject to Retention of Ownership ceases to exist through combination or mixture it is already now agreed that the ownership or co-ownership in the uniform object or the uniform stock resulting from such combination or mixture vests in the seller in a proportion according to the invoice value of the Goods Subject to Retention of Ownership. The purchaser shall keep goods in which the seller has co-ownership rights in safe custody for the seller free of charge. Goods being subject to the seller's title or ownership rights as mentioned above shall be considered as Goods Subject to Retention of Ownership within the meaning of clause 8.(1).
- (4) The seller revocably authorises the purchaser to collect in its own name claims assigned to the seller on account of the seller. This authorisation can be revoked only if the purchaser does not comply properly with its payment obligations.
- (5) If the realisable value of the collateral securities provided to the seller exceeds the claims to be secured by more than 20 %, the seller is, upon the purchaser's request, obliged to release collateral securities of its choice.
- (6) If the seller does not comply with its contractual duties, particularly in the event of default in payment, the seller shall have the right to withdraw from the contract and to request that the Goods Subject to Retention of Ownership are returned to the seller. In such an event the seller is entitled to invoice a flat rate of 15 % of the order value for the costs in connection with the return, unless the purchaser proves that the seller had no or less costs because of the return of the goods..
- (7) The purchaser is not permitted to pledge or to transfer by way of security Goods Subject to Retention of Ownership until any and all claims of the seller have been settled. In case third parties take hold of Goods Subject to Retention of Title, in particular, but not limited to, in case of a seizure, the purchaser is obliged to make such third party aware of the retention of title in the Goods Subject to Retention of Title, and to notify the seller without undue delay of any seizure, opening of insolvency proceedings or any other legally relevant events which might impair the rights of the seller in the Goods Subject to Retention of Title. In the case of suspension of payment, the Goods Subject to Retention of Title shall, without special solicitation, be singled out and kept at the disposal of the seller.

## 9. Part performance

The seller is entitled to part performance within a reasonable scope; each part performance shall be seen as independent business transaction.

## 10. Place of performance and place of jurisdiction

- (1) Place of performance for the delivery is the respective loading station. Place of performance for payments is Amorbach.
- (2) Place of jurisdiction for any disputes from the contract between the parties, including actions arising from a bill or a cheque, shall be Amorbach to the extent that the purchaser is a merchant, a legal person under public law or a special fund under public law.
- (3) For all legal relations between seller and purchaser the laws of the Federal Republic of Germany shall apply. The UN Sales Convention (CISG) as well as any international agreements, even after their adoption into German law, shall not apply.

## 11. Partial invalidity

If one of the aforementioned provisions or a part thereof should be or become invalid or do not contain a regulation that is required the validity of the remaining provisions shall not be affected. For the event of the invalidity of individual provisions the parties shall agree on a regulation which comes as close as possible to the economic result of the originally intended arrangement.

## 12. Translation

These terms and conditions of sale, delivery and payment are the translation of the German terms and conditions of sale, delivery and payment. In case of doubt the German version of the terms and conditions of sale, delivery and payment is binding.

(Dated 2018)

Errors excepted!

Please kindly request the terms and conditions of sale, delivery and payment of your country.





The information in this brochure is up-to-date at the time of publication. Subject to alterations. Please contact our OWAconsult team for specific advice. Our experts will be happy to answer your questions using the following contact details: tel: +49 9373 201-444 or e-mail: [info@owaconsult.de](mailto:info@owaconsult.de)

**OWA**

**Odenwald Faserplattenwerk GmbH**

Dr.-F.-A.-Freundt-Straße 3 | 63916 Amorbach  
tel +49 9373 201-0 | [info@owa.de](mailto:info@owa.de)  
[www.owa.de](http://www.owa.de)

Brochure 7000 e  
042600