



## GRID FOR ACOUSTIC TILES


System S 3 Natura / Natura A



■ OWAconstruct

# Visible, demountable

for Natura / Natura A – Hemp straw tiles



# GRID FOR ACOUSTIC TILES

## System S 3 Natura / Natura A



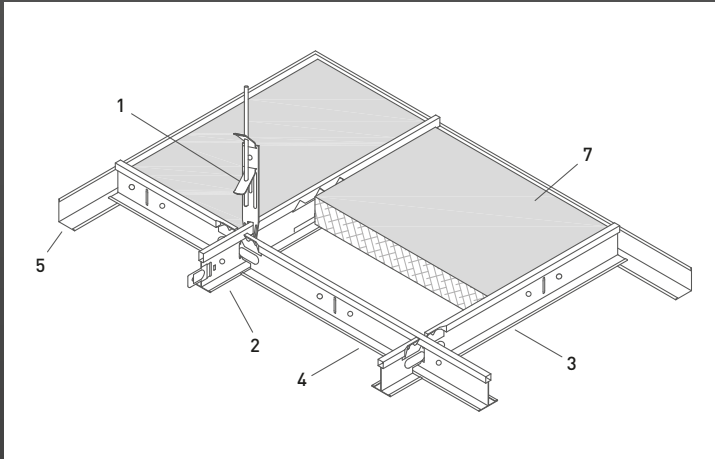
VISIBLE, DEMOUNTABLE – 24 MM WIDE PROFILES

for Natura / Natura A – Hemp straw tiles



COMPATIBLE WITH EDGE NO

N0



- 1 Adjustable hanger no. 12/44 or 12/45
- 2 Main tee no. 45, lengths 3700 mm
- 3 Cross tee no. 46, lengths 600 mm
- 4 Cross tee no. 47, lengths 1200 mm
- 5 Wall profile no. 50G
- 6 Step wall trim no. 56/20
- 7 Natura I Natura A tile with edge N0

**Modul Size:** 600 x 600 mm | 1200 x 600mm

**Construction Elements:** 592 x 592 mm | 1192 x 592 mm

**Thickness:** ca. 30 mm

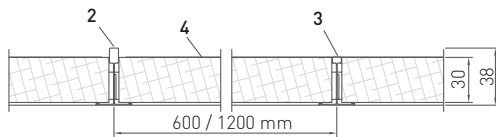
**Reaction to Fire:** B2-s1,d0 according to EN 13501-1

**Sound Absorption:** Natura:  $\alpha_w = 0.70$  / Natura A:  $\alpha_w = 0.90$

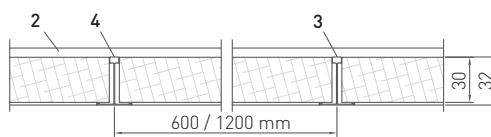
**Metallic System:** All metal parts galvanised or coated white, further details and colours can be found in the [pricelist 7000 e.](#)

**Minimum Suspension Depth:** for easy removal of the 150 mm panels

### LONGITUDINAL SECTION:

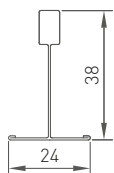


### CROSS SECTION:

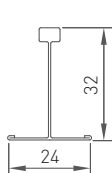


### PROFILE DIMENSIONS:

No. 45

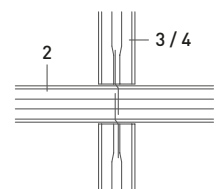


No. 46 / No. 47



### MONTAGE:

The connecting profiles are fitted with hanging tabs at both ends. Two connecting profiles must be hooked into each slot. When doing so, ensure that the angled tabs are aligned and not inserted upside down. The ends of the support profiles are fitted with click couplings.



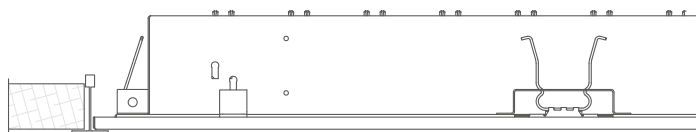
# System S 3 Natura / Natura A

## WALL ANGLES:



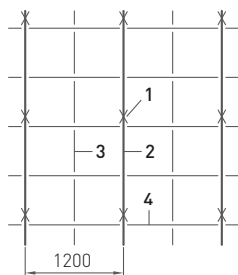
For further wall connections and installation instructions, see [OWA-Installation guide 9801 e](#).

## INTEGRATED LIGHTING:

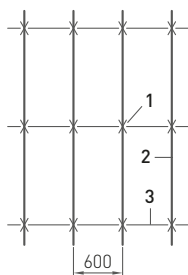


OWA supplies suitable integrated lighting for this system. An overview of all luminaire types as well as fire protection can be found in [leaflet 9630 e](#) and [OWA-Installation guide 9801 e](#).

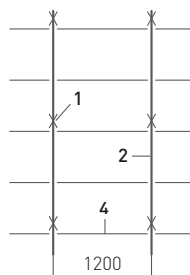
## INSTALLATION EXAMPLE:



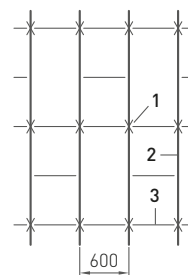
Raster 600 x 600 mm



Raster 1200 x 600 mm



Raster 1200 x 600 mm



Raster 1200 / 600 x 600 mm

**Notes:** The hangers (no. 12/44 or no. 12/45) must always be fitted at the junction of the support and connecting profiles!

## MATERIAL NEEDED PER M<sup>2</sup> (INDICATIVE VALUE):

No.	Construction part	600 x 600 mm	1200 x 600 mm	1200 x 600 mm*
12/44 or 12/45	Adjustable hanger	0.7 pce	0.7 pce	1.4 Stück
45	Main tee	0.83 m	0.83 m	1.66 m
46	Cross tee	0.83 m	-	0.83 m
47	Cross tee	1.66 m	1.66 m	-
50G	Wall profile	depending on room size and shape		
56/20	Step wall trim	depending on room size and shape		

Weight per m <sup>2</sup>		600 x 600 mm	1200 x 600 mm	1200 x 600 mm*
Construction approx.		1.25 kg/m <sup>2</sup>	0.94 kg/m <sup>2</sup>	0.94 kg/m <sup>2</sup>
Tile 30 mm, approx.		11 kg/m <sup>2</sup>	11 kg/m <sup>2</sup>	11 kg/m <sup>2</sup>

\* Installation method with reduced main tee distance (≤ 600 mm)

For special features such as wool underlay, integrated lighting, cold roofs, damp rooms, open spaces, etc., please see [OWA-Installation guide 9801 e](#).

# System S 3 Natura / Natura A

---

## Quality requirements:

Proof of suitability in accordance with the EU Construction Products Regulation: CE marking and Declaration of Performance (DoP).  
Visible side: pure or 9 other colours: granit, ice, cobalt, sage, moss, sand, clay, copper and rust.

## Hemp straw tiles according to EN 13964:

Proportion of renewable raw materials: 60 %  
Carbon footprint: 1.34 kg CO<sub>2</sub>/m<sup>2</sup> (Produktion A1 - A3)  
Recyclability: 100 %

The installation instructions are as set out in the OWA system data sheet S 3 Natura / Natura A and [OWA-Installation guide 9801 e](#).  
All components are CE marked.

## Construction components

OWAconstruct Adjustable hanger no. 12/44 or 12/45  
OWAconstruct Main tee no. 45  
OWAconstruct Cross tee no. 46  
OWAconstruct Cross tee no. 47  
OWAconstruct Wall profile no. 50G  
OWAconstruct Step wall trim no. 56/20

You can find the full tender documents at: [www.owa.de](http://www.owa.de)



Certified Management Systems

## Product warranties

The information provided in this leaflet is based on the standards and data available at the time of publication. Any performance, warranties or guarantees provided, expressed or implied, are subject to the exclusive use of OWA components and the installation of those components in accordance with our recommendations. Failure to adhere to these conditions will result in the invalidation of any performance claims, warranties or guarantees and rejection of any liability. OWA reserves the right to make any technical improvements to the products, systems or services without prior notice. **All goods and services are supplied in accordance with our current Terms and Conditions of Sale.** Subject to alterations!

The information in this brochure is up-to-date at the time of publication. Subject to alterations. Please contact our OWAconsult team for specific advice. Our experts will be happy to answer your questions using the following contact details: tel: +49 9373 201-444 or e-mail: [info@owaconsult.de](mailto:info@owaconsult.de)



Odenwald Faserplattenwerk GmbH

Dr.-F.-A.-Freundt-Straße 3 | 63916 Amorbach | Germany  
tel +49 9373 201-0 | [info@owa.de](mailto:info@owa.de)  
[www.owa-ceilings.com](http://www.owa-ceilings.com)