Designer ceilings | Wall absorbers

OWAconsult collection

www.owa-ceilings.com

CONTENT

OWAconsult collection product world | 04

Selecta wall absorber | 06

Selecta flex wall absorber | 10

Creaprint wall absorber | 14

Selecta hemp wall absorber | 18

FreeStyle wall absorber | 24

Corpus wall absorber | 30

OWAtecta S 60 magnetic wall absorber | 36

Installation accessories | 40

- Wall installation wall claw | 42
- Wall installation outer preformed corner | 42
- Wall installation OWAtecta S 60 | 43
- Mounting points for wall mounting | 44

Sound absorption figures overview | 48

OWAcolor - fabric colour options | 51

WALL ABSORBERS

- OWAconsult collection

Variety of shapes and colours

Sophisticated aesthetics, acoustic harmony and functional elegance. The wall absorbers of the OWAconsult collection combine the latest technology with the highest acoustic requirements and completely reinvent room design.

Fixing them to the wall opens up completely new design possibilities with maximum acoustic effectiveness. The wall absorbers can be ordered in various colours, allowing them to be effortlessly integrated into existing design concepts and ensuring a harmonious balance between form and function.






DELL



PRODUCT: Selecta wall absorber
PROJECT: Office building
REGION: Braunschweig, Germany

Geometry of the exclusive

Do you associate design consciousness with strong acoustic demands of your working environment? Then choose Selecta, an exclusive range of lightweight glass wool absorbers in Class A format (sound absorption value α_w - 0.90). There is a choice of eight distinctive, white fleece covered basic shapes. The various sized wall absorbers are fixed to the wall, using wall claws. Selecta offers many creative acoustic solutions for practically every interior environment.

ICONIC AWARDS 2018
INNOVATIVE ARCHITECTURE
best of best

Selecta mini, one, plus, grande, grande XL

Selecta loop

Selecta mini, one, plus, grande, grande XL, loop

Available fleece covered (white, black) or coloured fabric

Selecta mini
1200 x 600 mm



Selecta one
1200 x 1200 mm

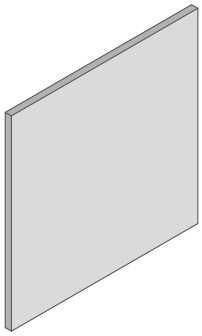

Selecta plus
1800 x 1200 mm



Selecta grande
2400 x 1200 mm



Selecta grande XL
3000 x 1200 mm



Selecta loop
Ø 800 mm, 1000 mm or 1200 mm



OWAcolor fabrics



For more information of the OWAcolor world of colours see page 51.
Further product information and prices can be found in the OWA Ceiling System Catalogue 7000 e.

Selecta mini, one, plus, grande, grande XL, loop

SELECTA FLEECE COVERED

	Length	Width	Thickness	Weight	PU	Visible side	Part no.
Selecta mini	1200 mm	600 mm	40 mm	approx. 3.1 kg	2	white	00083738
						black	00098572
Selecta one	1200 mm	1200 mm	40 mm	approx. 6.2 kg	1	white	00074782
						black	00093109
Selecta plus	1800 mm	1200 mm	40 mm	approx. 9.3 kg	1	white	00074783
						black	00093111
Selecta grande	2400 mm	1200 mm	40 mm	approx. 12.4 kg	1	white	00074780
						black	00093113
Selecta grande XL	3000 mm	1200 mm	40 mm	approx. 15.5 kg	1	white	00092154
						black	00093115
Selecta loop 800	Ø 800 mm		40 mm	approx. 2.2 kg	1	white	00077120
						black	00093117
Selecta loop 1000	Ø 1000 mm		40 mm	approx. 3.4 kg	1	white	00077180
						black	00093119
Selecta loop 1200	Ø 1200 mm		40 mm	approx. 4.9 kg	1	white	00074781
						black	00093121

SELECTA COLOURED FABRIC

	Length	Width	Thickness	Weight	PU	Visible side	Part no.
Selecta one	1200 mm	600 mm	40 mm	approx. 3.1 kg	2	as per the coloured fabric on page 51	on request
Selecta one	1200 mm	1200 mm	40 mm	approx. 6.2 kg	1		on request
Selecta plus	1800 mm	1200 mm	40 mm	approx. 9.3 kg	1		on request
Selecta grande	2400 mm	1200 mm	40 mm	approx. 12.4 kg	1		on request
Selecta grande XL	3000 mm	1200 mm	40 mm	approx. 15.5 kg	1		on request
Selecta loop 800	Ø 800 mm		40 mm	approx. 2.2 kg	1		on request
Selecta loop 1000	Ø 1000 mm		40 mm	approx. 3.4 kg	1		on request
Selecta loop 1200	Ø 1200 mm		40 mm	approx. 4.9 kg	1		on request

The wall absorbers can also be used as ceiling canopies (see brochure wall absorber 1964 e).

Further information regarding mounting accessories and installation instructions can be found starting on page 40.

Technical data at a glance

Material	Glass wool
Visible side	Fleece covered white, black or coloured fabric
Edges	Fleece covered white, black or coloured fabric
Edge detail	Straight edges, fully wrapped
Reaction fo fire for fleece	White fleece: A2-s1,d0 in accordance with EN 13501-1 Black fleece: A2-s3,d0 in accordance with EN 13501-1
Installation	See page 40 installation accessories
Sound absorption	Sound absorption values, see page 49
Humidity resistance	Up to 90 % RH

° Valid only for fleece covered



PRODUCT: Selecta flex wall absorber
PROJECT: Office building
REGION: Braunschweig, Germany

Design freedom for your acoustics

Discover the freedom of interior design with our custom-made acoustic wall absorbers! Thanks to our production flexibility, you can incorporate your own baffle shapes and sizes while ensuring optimum room acoustics. Let your creativity run free and design a unique scheme that is both aesthetically pleasing and functional.

ICONIC AWARDS 2018
INNOVATIVE ARCHITECTURE
best of best

Selecta flex

Available fleece covered (white, black) or coloured fabric



Design suggestions | The dashed line represents the maximum envelope size (2400 x 1200 mm).
All designs must be checked for feasibility before approval.

OWAcolor fabrics



For more information of the OWAcolor world of colours see page 51.
Further product information and prices can be found in the OWA Ceiling System Catalogue 7000 e.

Selecta flex

SELECTA FLEX FLEECE COVERED

Length	Width	Thickness	Visible side	Part no.
max. 2400 mm	max. 1200 mm	40 mm	white	on request
max. 2400 mm	max. 1200 mm	40 mm	black	on request

Packing unit for all wall absorbers: 1 piece per parcel | All shapes must be checked for feasibility before design approval. | Absorption values and required mounting accessories depend on the desired geometry.

SELECTA FLEX COLOURED FABRIC

Length	Width	Thickness	Visible side	Part no.
max. 2400 mm	max. 1200 mm	40 mm	as per the coloured fabric on page 51	on request

Packing unit for all wall absorbers: 1 piece per parcel | All shapes must be checked for feasibility before design approval. | Absorption values and required mounting accessories depend on the desired geometry.

The wall absorbers can also be used as ceiling canopies (see brochure wall absorber 1964 e).

Further information regarding mounting accessories and installation instructions can be found starting on page 40.

Technical data at a glance

Material	Glass wool
Visible side	Fleece covered white, black or coloured fabric
Edges	Fleece covered white, black or coloured fabric
Edge detail	Straight edges, fully wrapped
Reaction fo fire for fleece	White fleece: A2-s1,d0 in accordance with EN 13501-1 Black fleece: A2-s3,d0 in accordance with EN 13501-1
Installation	See page 40 installation accessories
Sound absorption	Absorption values depending on the desired shape
Humidity resistance	Up to 90 % RH

° Valid only for fleece covered



PRODUCT: Visualisation Creaprint wall absorber

The perfect harmony of design and acoustics

Creaprint wall absorbers are highly effective acoustically, creating an atmosphere that promotes communication and concentration in equal measure. Thanks to a range of available sizes, these absorbers offer great scope for custom designs and can be attached to the wall in a wide variety of configurations. Creaprint wall absorbers integrate effortlessly into any design concept thanks to its customisation – whether corporate branding or favourite personal images. The limitless creative freedom ensures an ideal combination of design and function.

ICONIC AWARDS 2018
INNOVATIVE ARCHITECTURE
best of best

Creaprint one, plus, grande, grande XL

Available in white fleece. Personal design to be supplied.
Fully printed visible surface, edges: white.

Creaprint one
1200 x 1200 mm

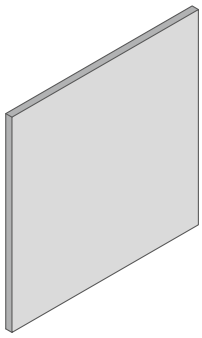

Creaprint plus
1800 x 1200 mm



Creaprint grande
2400 x 1200 mm



Creaprint grande XL
3000 x 1200 mm



Further product information and prices can be found in the OWA Ceiling System Catalogue 7000 e.

Creaprint one, plus, grande, grande XL

CREAPRINT

	Length	Width	Thickness	Visible side	Weight	Part no.
Creaprint one	1200 mm	1200 mm	40 mm	white fleece	approx. 6.2 kg	00091111
Creaprint plus	1800 mm	1200 mm	40 mm	white fleece	approx. 9.3 kg	00091264
Creaprint grande	2400 mm	1200 mm	40 mm	white fleece	approx. 12.4 kg	00091265
Creaprint grande XL	3000 mm	1200 mm	40 mm	white fleece	approx. 15.5 kg	00093665

Packing unit for all wall absorbers: 1 piece per parcel | Custom design | Fully printed visible surface, edges: white

The wall absorbers can also be used as ceiling canopies (see brochure wall absorber 1964 e).

Further information regarding mounting accessories and installation instructions can be found starting on page 40.

Technical data at a glance

Material	Glass wool
Visible side	Custom printed image
Edges	White edges
Edge detail	Straight edges, fully wrapped
Reaction fo fire for white fleece	C-s1,d0 in accordance with EN 13501-1
Installation	See page 40 installation accessories
Sound absorption	Sound absorption values, see page 49
Humidity resistance	Up to 90 % RH



PRODUCT: Selecta hemp wall absorber
PROJECT: Odenwald Faserplattenwerk GmbH
REGION: Amorbach, Germany

Natural. Acoustic. Sound-absorbing.

The Selecta hemp canopies are made from hemp fibres, a rapidly renewable raw material. As it grows, the hemp plant absorbs CO_2 from the atmosphere and sequesters it. Product-specific environmental performance data is documented in the relevant product information. In addition, the fibres obtained from the hemp plant meet high acoustic requirements due to their material properties. The OWA hemp fibre ceiling panels are recyclable and can be reintroduced into the material recycling loop at the end of their life cycle. Selecta hemp improves room acoustics and is available in both a natural finish and a variety of OWAcolor shades.

Selecta hemp wall absorber



PRODUCT: Selecta hemp wall absorber
PROJECT: Odenwald Faserplattenwerk GmbH
REGION: Amorbach, Germany

Selecta hemp

Available in natural or OWAcolor concept-colours

Selecta hemp
1880 x 1200 mm



OWAcolor concept – Colour Selection

Cole stone blue
Fog green
Fox red
Horizon blue
Mineral wool grey
Naturale apricot
Ant red
Off white
Sand brown
Frost blue
Sea green
Williams pear yellow
Crimson red
Terracotta brown
Tulle violet
Blue anthracite
Marzipan white
Ginger grey
Clay grey
Smoky grey

Further product information and prices can be found in the OWA Ceiling System Catalogue 7000 e. Further OWAcolor colours are available.

Selecta hemp

SELECTA HEMP

	Length	Width	Thickness	Colour	Weight	Part no.
Selecta hemp natural	1880 mm	1200 mm	45 mm	Natural	approx. 14.5 kg	00094075
Selecta hemp ginger grey				Ginger grey		00094098
Selecta hemp crimson red				Crimson red		00094099
Selecta hemp smoky grey				Smoky grey		00094097
Selecta hemp sand brown				Sand brown		00094100

Packing unit for all wall absorbers: 1 piece per parcel

The wall absorbers can also be used as ceiling canopies (see brochure wall absorber 1964 e).

Further information regarding mounting accessories and installation instructions can be found starting on page 40.

Technical data at a glance

Material	Hemp straw fibres
Visible side	Natural or OWAcolor concept-colours
Edges	Natural or OWAcolor concept-colours
Edge detail	Beveled all round
Reaction fo fire	E in accordance with EN 13501-1
Installation	See page 40 installation accessories
Sound absorption	Sound absorption values, see page 49
Humidity resistance	Up to 70 % RH

Selecta hemp



PRODUCT: Selecta hemp



PRODUCT: Visualisation FreeStyle wall absorber

Limitless freedom for your own style

Numerous combination possibilities – good acoustics: With FreeStyle wall absorbers from OWA, it is possible to create individual, unique interior landscapes. In different sizes and shapes, they can transform any wall in the room into a 3D surface and that way literally create a “moving” room experience! The carefully colour-coordinated and geometrically-matched elements of the FreeStyle collection signify this high degree of individual design freedom. A special feature of the FreeStyle series is its good absorption capability. Noise and sounds are swallowed with an absorption level of up to 90 %. Good design comes together with effective control of reverberation, especially important in potentially noisy areas such as in restaurants and open-plan offices in order to realise good speech intelligibility.

ICONIC AWARDS 2018
INNOVATIVE ARCHITECTURE
best of best

FreeStyle wall absorber



PRODUCT: Visualisation FreeStyle wall absorber and baffles

FreeStyle

Available in coloured fabric

FreeStyle Q
1200 x 1200 mm

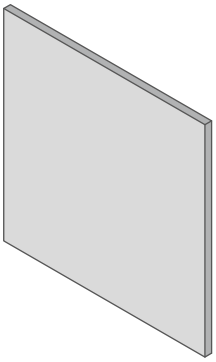

FreeStyle R
1200 x 600 mm



FreeStyle TR
1200 x 400/200 mm

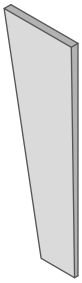

FreeStyle TL
1200 x 400/200 mm

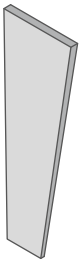

FreeStyle QS
600 x 600 mm

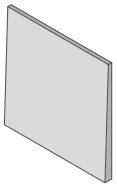

Installation example:

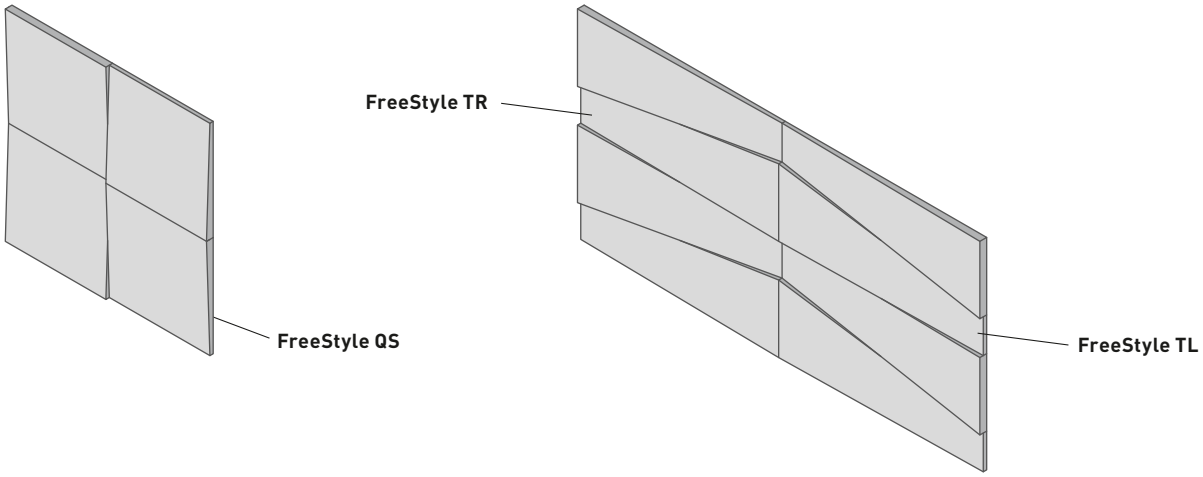

OWAcolor fabrics



For more information of the OWAcolor world of colours see page 51.
Further product information and prices can be found in the OWA Ceiling System Catalogue 7000 e.

FREESTYLE

	Type	Length	Width	Thickness	Visible side	Weight	Units	Part no.
FreeStyle Q		1200 mm	1200 mm	40 mm	coloured fabric	6.1 kg	1	on request
FreeStyle R		1200 mm	600 mm	40 mm	coloured fabric	3.0 kg	2	on request
FreeStyle TR	Trapeze right	1200 mm	400/200 mm	40/20 mm	coloured fabric	1.2 kg	4	on request
FreeStyle TL	Trapeze left	1200 mm	400/200 mm	40/20 mm	coloured fabric	1.2 kg	4	on request
FreeStyle QS		600 mm	600 mm	40/20 mm	coloured fabric	1.2 kg	8	on request

The price includes the installation set. | Special formats/special shapes on request.

Further information regarding mounting accessories and installation instructions can be found starting on page 40.

Technical data at a glance

Material	Glass wool
Visible side	Coloured fabric
Edges	Coloured fabric
Edge detail	Straight edges, fully wrapped
Installation	See page 40 installation accessories
Sound absorption	Sound absorption values, see page 48
Humidity resistance	Up to 90 % RH

FreeStyle



PRODUCT: FreeStyle wall absorber
PROJECT: Odenwald Faserplattenwerk GmbH
REGION: Amorbach, Germany



PRODUCT: Corpus wall absorber
PROJECT: Beckhoff Automation
REGION: Verl, Germany

Classical styling - individual design freedom

Corpus, which has won several design awards, offers excellent acoustic performance in an expressive design. It is based on a modular system consisting of ten different rectangular and square acoustic cuboids with ultra-fine, white, fleece covered surfaces. The wall absorbers are quick and easy to install and offer limitless configuration options. Unique formations can be created to optimize their surroundings acoustically and generate design highlights in the room.

DESIGN AWARD 2018

ICONIC AWARDS 2018 INNOVATIVE INTERIOR best of best

ICONIC AWARDS 2018 INNOVATIVE ARCHITECTURE best of best

Corpus wall absorber



PRODUCT: Corpus wall absorber
PROJECT: Beckhoff Automation
REGION: Verl, Germany

Corpus

Available in white fleece

Corpus S1
520 x 520 x 150 mm

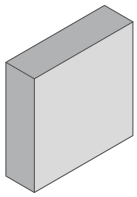

Corpus M1
1120 x 520 x 150 mm



Corpus L1
1120 x 1120 x 150 mm

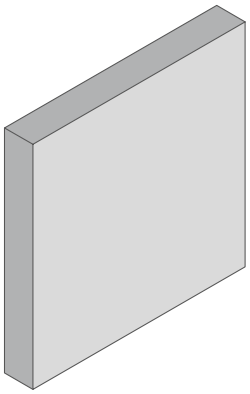

Corpus S2
520 x 520 x 300 mm

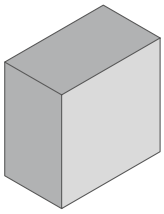

Corpus M2
1120 x 520 x 300 mm

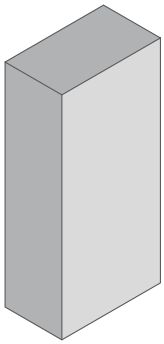

Corpus L2
1120 x 1120 x 300 mm

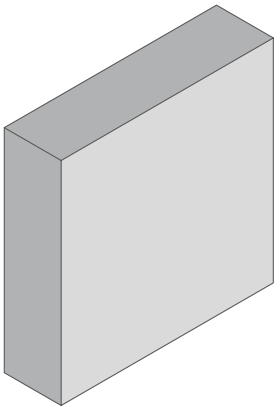

Further product information and prices can be found in the OWA Ceiling System Catalogue 7000 e.

Corpus

CORPUS

	Length	Width	Height	Thickness	Visible side	Weight	Part no.
Corpus S1	520 mm	520 mm	150 mm	40 mm	white fleece	approx. 2.2 kg	00074869
Corpus S2	520 mm	520 mm	300 mm	40 mm	white fleece	approx. 3.4 kg	00074870
Corpus M1	1120 mm	520 mm	150 mm	40 mm	white fleece	approx. 4.1 kg	00074871
Corpus M2	1120 mm	520 mm	300 mm	40 mm	white fleece	approx. 6.0 kg	00074872
Corpus L1	1120 mm	1120 mm	150 mm	40 mm	white fleece	approx. 7.3 kg	00074873
Corpus L2	1120 mm	1120 mm	300 mm	40 mm	white fleece	approx. 9.9 kg	00074874

Packing unit for all wall absorbers: 1 piece per parcel

The wall absorbers can also be used as ceiling canopies (see brochure wall absorber 1964 e).

Further information regarding mounting accessories and installation instructions can be found starting on page 40.

Technical data at a glance

Material	Glass wool
Visible side	White fleece
Edges	White fleece
Edge detail	Straight edges, fully wrapped
Installation	See page 40 installation accessories
Sound absorption	Sound absorption values, see page 48
Humidity resistance	Up to 90 % RH

Corpus



PRODUCT: Corpus **ceiling canopies** and **wall absorbers**
PROJECT: Beckhoff Automation
REGION: Verl, Germany



PRODUCT: OWAtecta S 60 magnetic wall absorber
PROJECT: Merton school
REGION: Frankfurt, Germany

MAGNETIC WALL ABSORBER
OWAtecta S 60

A different kind of wall design

Acoustically effective wall surfaces can solve many different problems. The sound absorbing qualities of the magnetic wall absorber is excellently suited for optimising the reverberation time. Furthermore, bothersome reflections are avoided and flutter echoes suppressed. The number of magnetic wall absorbers can be customised to meet the requirements of the room acoustics.

OWAtecta S 60 magnetic wall absorber



PRODUCT: OWAtecta S 60 magnetic wall absorber
PROJECT: Merton school
REGION: Frankfurt, Germany

OWAtecta S 60

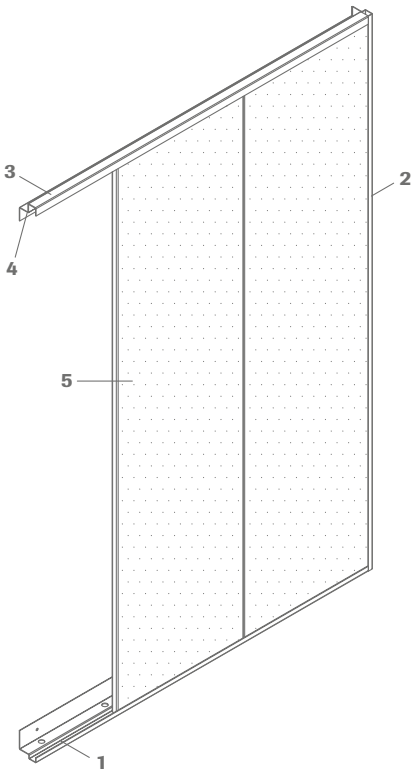

1 Frame profile, bottom, length: 1990 mm
2 Frame profile, side, length: 1518 mm
3 Frame profile, side, length: 1990 mm
4 Sealing tape
5 Single element

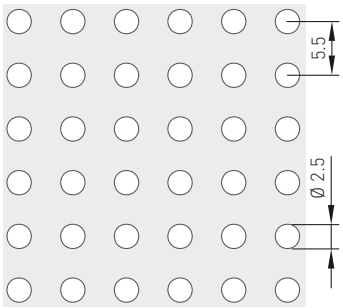

Rg2516 | Ø 2.5 mm
16 % open area

WALL ABSORBER S 60

	Length	Width	Thickness	Visible side	Perforation	Units	Part no.
Metal rectangular panel S 60	1500 mm	400 mm	18	white, black fleece	Rg2516	5	00078515
Mineral tile, MINOWA®	1500 mm	396 mm	15 mm	sharp edge all around	embossed	10	00057153

Technical data at a glance

Dimensions	Standard overall size: overall length 2016 mm x overall height 1518 mm (extendable as required) Dimensions of individual sections: 1500 x 400 mm (other sizes on request)
Material	Metal tile frame: galvanized steel, perforated design with glued-in black acoustic fleece
Colour	White
Reaction fo fire	Metal ceiling tile: A2-s1,d0 according to EN 13501-1 OWAcoustic mineral tile: A2-s1,d0 according to EN 13501-1
Edges	Long edge 10 Short edge open
Thickness	Metal tile frame approx. 0.6 mm steel sheet Mineral tile approx. 15 mm (installation of mineral tiles in to metal frames is required on site)
Metal suspension	All metal components listed are galvanized steel or white coated galv. steel respectively
Sound absorption	Sound absorption values, see page 49
Installation height	Approx. 53 mm from wall surface

Further information can be found in the 9366 e Magnetic pin-board wall absorber.

Installation accessories

Installation kits are sold separately. The table below shows which kit and how many are required for each wall absorber:

Wall fixing	Part no.	Selecta mini/one/plus	Selecta grande	Selecta grande XL	Selecta loop	Selecta flex	Creaprint one/plus	Creaprint grande	Creaprint grande XL	Selecta hemp	FreeStyle Q/R	FreeStyle TR/TL/QS	Corpus S/M/L	OWAtecta S 60
		Material requirements												
Installation kit with 4 wall claws	00073602	1	–	2	1	Installation kit dependent on desired geometry and size	1	–	2	–	1	–	1	Included in the scope of delivery
Installation kit with 6 wall claws	00073603	–	1	–	–		–	1	–	–	–	–	1*	
Installation kit with 2 wall claws 60 x 52 x 15 mm and 2 wall claws 88 x 52 x 35 mm	00075611	–	–	–	–		–	–	–	–	–	1	–	
Installation kit with 5 preformed corners including fixing holes	00095375	–	–	–	–		–	–	–	1	–	–	–	

* applicable for Corpus L

Material requirements for a standard panel size (panel width 2016 mm x panel height 1518 mm)	Field length (extendable as required)		
OWAtecta S 60	2000 mm	4000 mm	6000 mm
S 60 metal rectangular panel Rg2516 white, black fleece units: 5 pieces/pack, available for delivery from Amorbach warehouse	5 pcs	10 pcs	15 pcs
Basic assembly for OWAtect S 60 a wall absorber consisting of: 2 pieces, frame profile, side (51.5/31.5/13/23/13.5 x 1518 mm) 1 piece, frame profile, top (37/29/25.5/25.5/21.5 x 1990 mm) 1 piece, frame profile, bottom (51.5/31.5/13/23/13.5 x 1990 mm), profile colour: white	1 pce	1 pce	1 pce
Anthracite joint tape, self-adhesive on one side, roll 20 m	1 roll	1 roll	1 roll
Mineral tile 10/P, thickness: 15 mm, A2-s1,d0, 1500 x 396 mm, sharp edge all around front: Harmony without primer, back: without primer	10 pce	10 pce	20 pce
Extension assembly for OWAtect S 60 a wall absorber consisting of: 1 piece, frame profile, top (37/29/25.5/25.5/21.5 x 2000 mm) 1 piece, frame profile, bottom (51.5/31.5/13/23/13.5 x 2000 mm), profile colour: white	–	1 pce	2 pcs

Please note: Items can only be sold in complete packaging units or kits.

Installation accessories

WALL CLAW for 40 mm wall absorbers Selecta/FreeStyle:



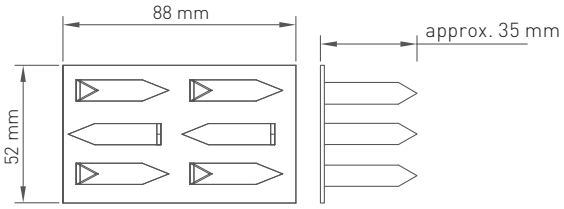

WALL CLAW for 40/20 mm wall absorbers:



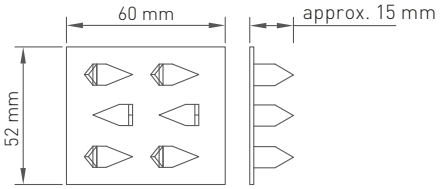

Preformed corner with fixing holes for hemp wall mounting:

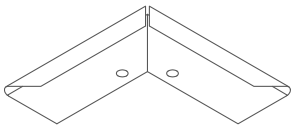

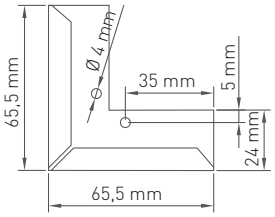

Wall claws and outer preformed corners are **not** suitable for direct mounting on the ceiling!

The ceiling installation kits are only approved for static loads, they are unsuitable for dynamic loads.

Wall connections OWAtecta S 60:

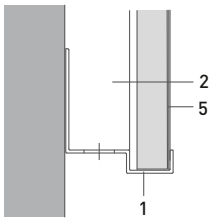

Bottom

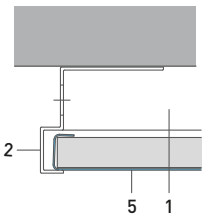

Side

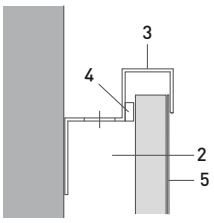

Top

1 Bottom frame profile, length: 1990 mm
2 Side frame profile, length: 1518 mm
3 Top frame profile, length: 1990 mm
4 Sealing strip
5 Individual element

Wall claw installation

1. For the dimensions of the wall absorbers, see page 44–46.

2. Level out any unevenness in the wall.

3. Measure and level the position of the wall claws according to the markings on the rear of the components.

4. Fasten wall claws with approved fixings according to the respective substrate.

5. Position the components on the wall claw and press on. Minor unevenness in the substrate can be evened out by applying different pressure.

If necessary, the components can be removed again and reinstalled at another location using the available wall claws.

Wall claws are **not** suitable for direct mounting on the ceiling!

Preformed corner installation

1. For the dimensions of the wall absorber, see page 44

2. Level out any unevenness in the wall.

3. The fixing points shown in the drawing must be marked on the back of the wall absorber.

4. The outer preformed corners supplied must be secured at the previously marked fixing points using two 3.9 × 35 mm coarse-threaded screws each. The open side of the preformed corner must face inwards towards the absorber.

5. Mark the fixing points on the wall and insert a screw at each point using fixings approved by the building authorities, appropriate for the respective substrate.

6. Two people should hang the hemp wall absorber onto the screws fixed into the wall using the fitted outer preformed corners. When doing so, ensure that all corner brackets are correctly hooked in and that the load is distributed evenly.

If necessary, the components can be removed again and reinstalled at another location.

Preformed corners are **not** suitable for direct mounting on the ceiling!

Wall installation OWAtecta S 60

EXAMPLE OF STANDARD INSTALLATION

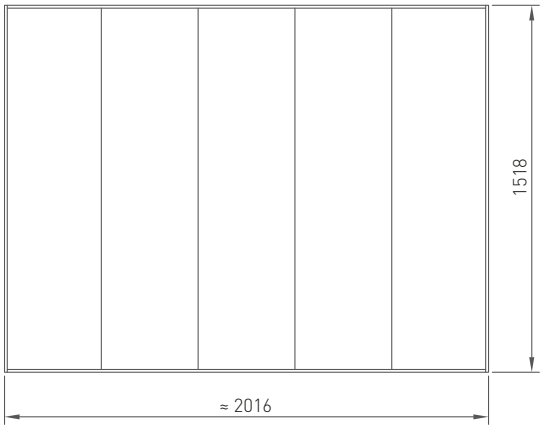

Note:
The length of the magnetic wall absorber being used is dependent on the room acoustics that are to be achieved. The total installation can be expanded in 0.4 m increments. The bottom and top angles must be adapted on site.

SECTION

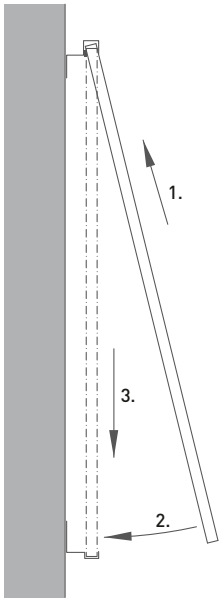

INSTALLATION AND REMOVAL OF THE SECTIONS

Before positioning the OWAtecta sections, they must be fitted with the OWAcoustic mineral tiles provided.

Please note:
The total surface of the magnetic wall absorber may only be covered by up to 1/3. Greater covering of the surface reduces the improvement in reverberation time.

Acoustically effective wall surfaces can solve many different problems. The sound absorbing qualities of the magnetic pin board wall absorber is excellently suited for:

– optimising the reverberation time
– avoiding bothersome reflections
– suppression of flutter echoes

CROSS SECTION

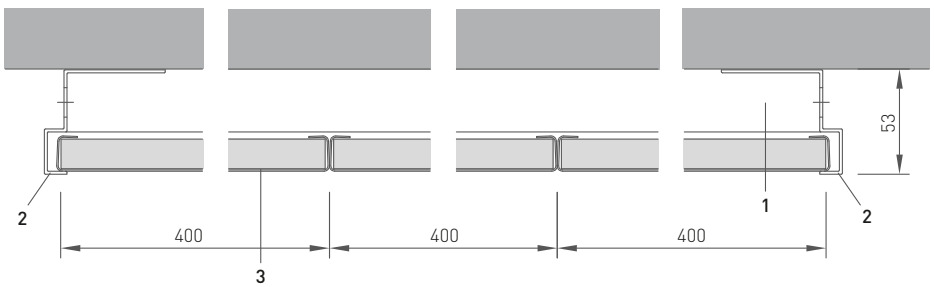

1 Bottom frame profile, length: 1990 mm
2 Side frame profile, length: 1518 mm
3 Individual element

For more information on installation see OWAtecta install guide 9303 e.

Mounting points for wall installation

BACK VIEW OF THE WALL ABSORBERS:

Each wall absorber has markings on the back in the form of a cross x = marking for suspension. The distances between the installation markings must match the approved fasteners layout on the wall.

Selecta loop 800

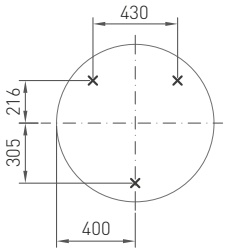

Selecta loop 1000

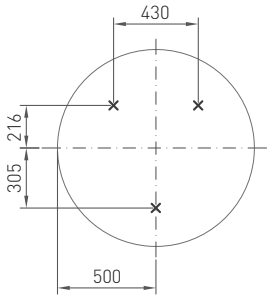

Selecta loop 1200

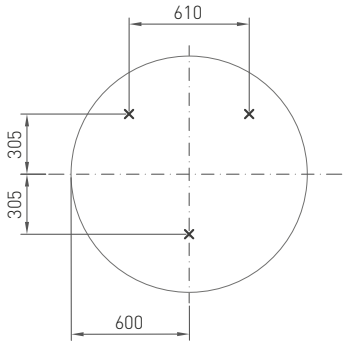

Selecta mini

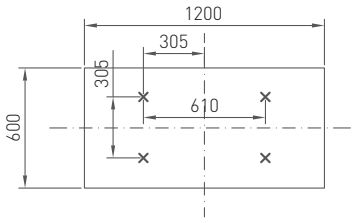

Selecta one / Creaprint one

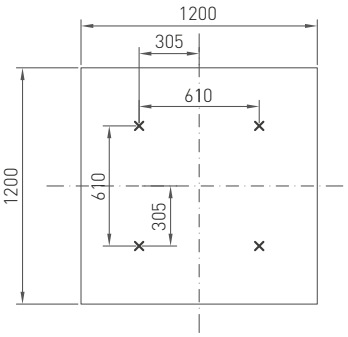

Selecta plus / Creaprint plus

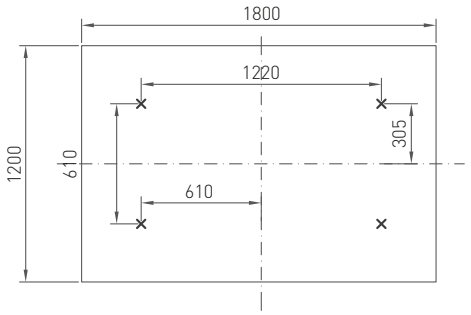

Selecta grande / Creaprint grande

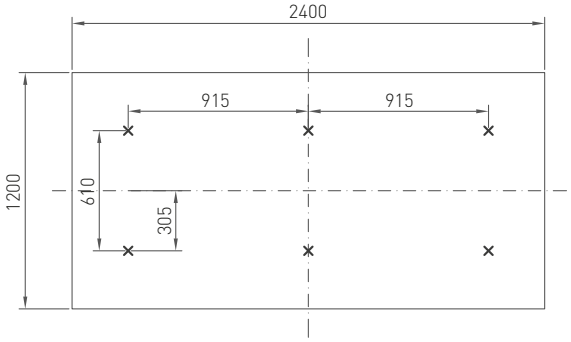

Selecta grande XL / Creaprint grande XL

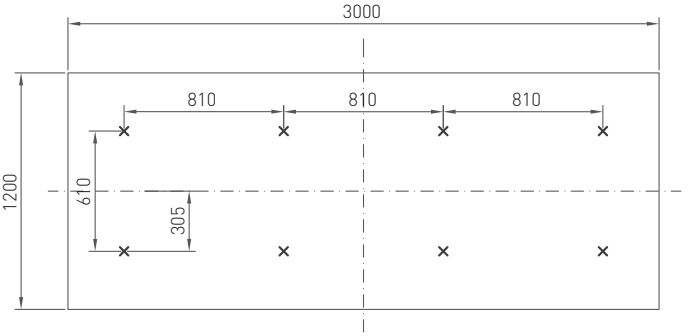

Selecta hemp

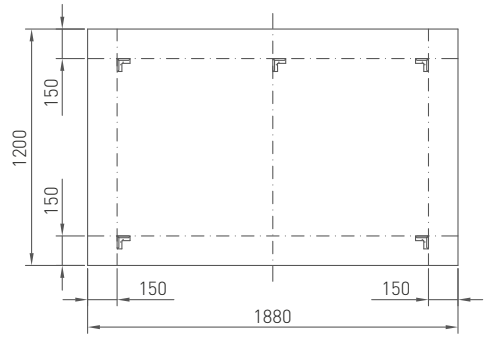

Mounting points for wall installation

FreeStyle Q

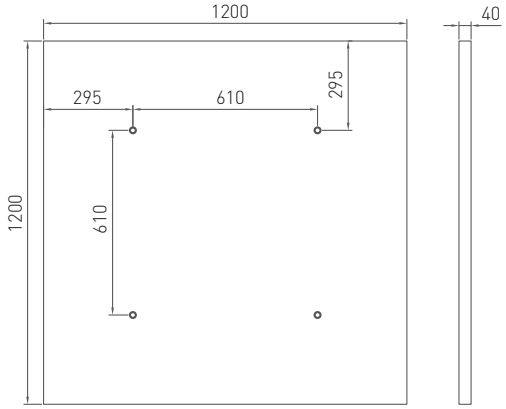

FreeStyle R

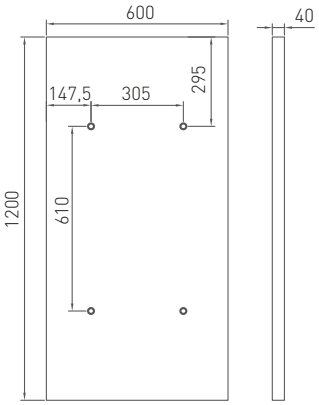

FreeStyle TL

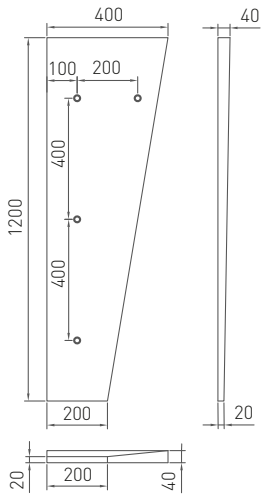

FreeStyle TR

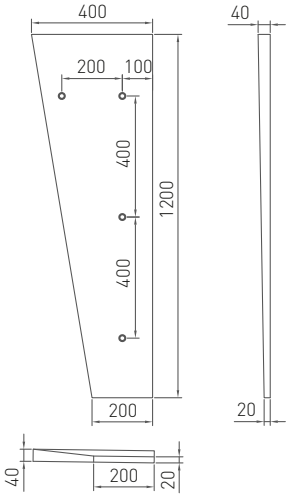

FreeStyle QS

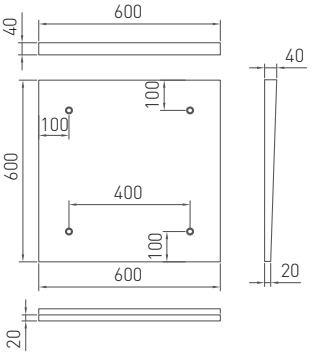

Mounting points for wall installation

Corpus S1/S2

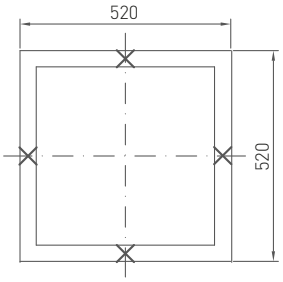

Rear view

Corpus M1/M2

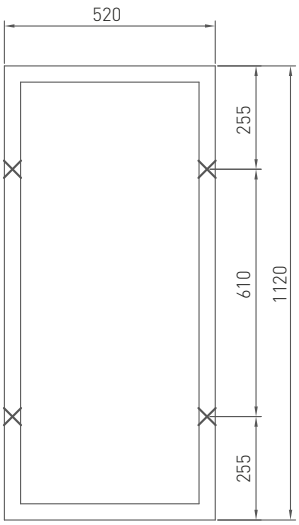

Rear view

Corpus L1/L2

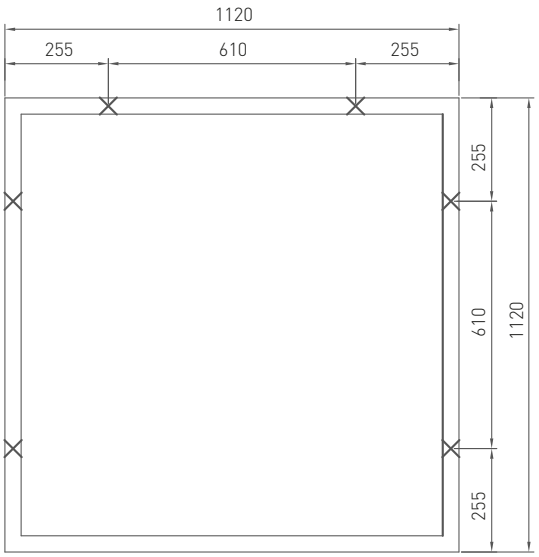

Rear view

Corpus S1

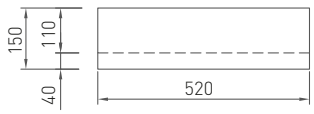

Corpus M1

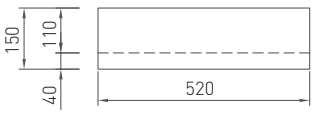

Corpus L1

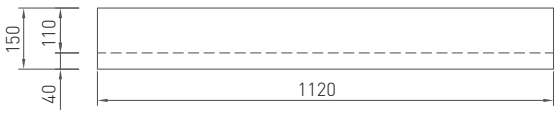

Corpus S2

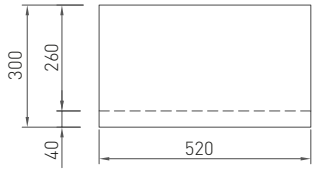

Corpus M2

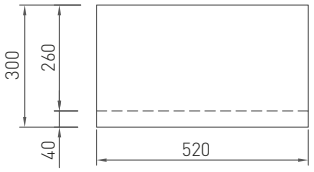

Corpus L2

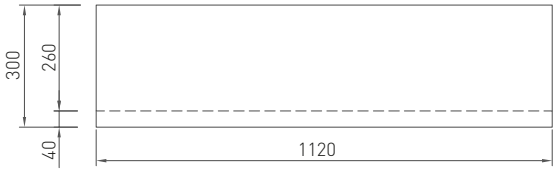

Wall claw detail for Corpus:

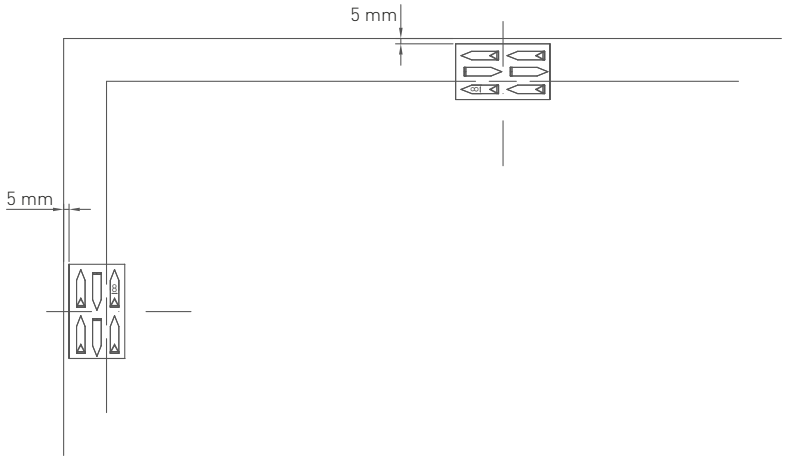

Notes

Sound absorption figures overview

Selecta. Creaprint. Curve

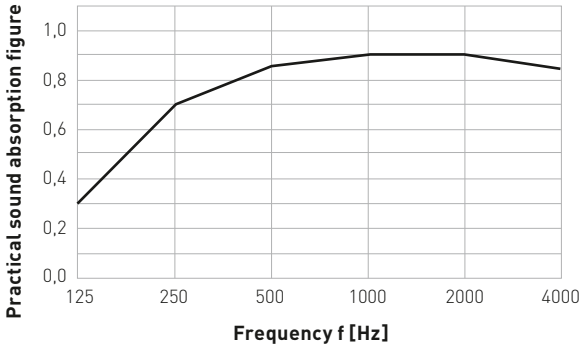

Freq. [Hz]	α_p
125	0.30
250	0.70
500	0.85
1000	0.90
2000	0.90
4000	0.85
α_w	0.90
NRC	0.85

Selecta hemp

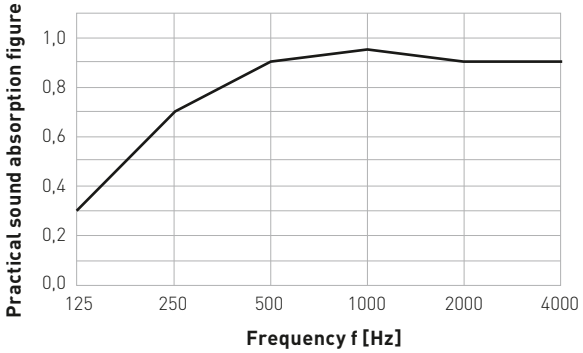

Freq. [Hz]	α_p
125	1.40
250	2.40
500	2.70
1000	3.30
2000	3.70
4000	3.90
α_w	0.90
NRC	0.85

FreeStyle

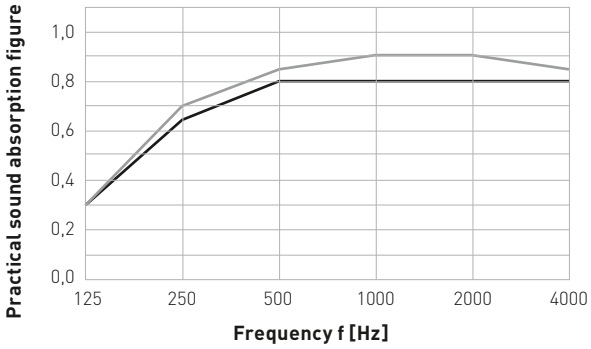

Freq. [Hz]	**FreeStyle TR/TL/QS** (20/40 mm) α_p	FreeStyle R/Q (40 mm) α_p
125	0.30	0.30
250	0.65	0.70
500	0.80	0.85
1000	0.80	0.90
2000	0.80	0.90
4000	0.80	0.85
α_w	0.80	0.90
NRC	0.80	0.85

Corpus

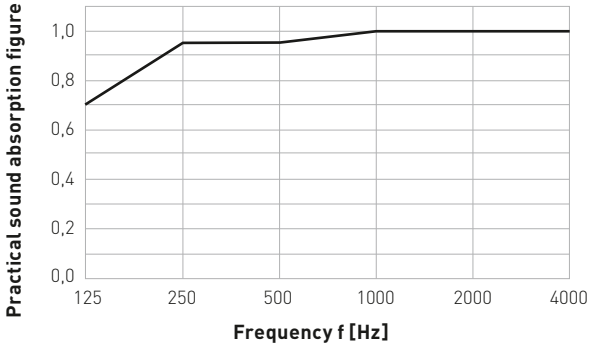

Freq. [Hz]	α_p
125	0.70
250	0.95
500	0.95
1000	1.00
2000	1.00
4000	1.00
α_w	1.00
NRC	1.00

Sound absorption figures overview

S 60

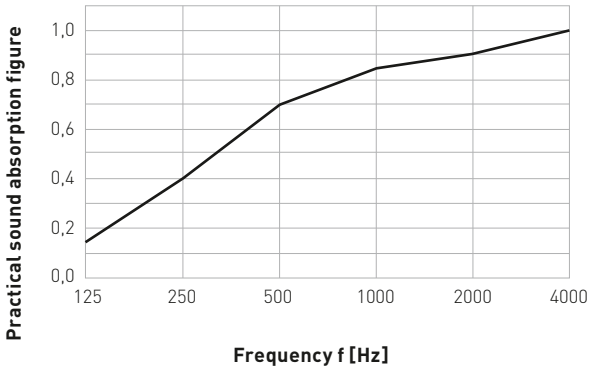

Freq. [Hz]	α_p
125	0.15
250	0.40
500	0.70
1000	0.85
2000	0.90
4000	1.00
α_w	0.70
NRC	0.70


GRAINGEF

OWAcolor - fabric colour options


52826 | Dark red


52827 | Red


52828 | Orange


52829 | Dark brown


52830 | Black


52831 | Dark grey


52832 | Yellow


52833 | Green-grey


52834 | Light grey


52835 | White


52836 | Light beige


52837 | Medium brown


52838 | Mottled brown


52839 | Grey


52840 | Mottled orange


52841 | Petrol


52842 | Mottled green


52843 | Blue


52844 | Midnight blue


52845 | Violet


55244 | Stone grey


55245 | Olive green


55246 | Light Blue


55247 | Mint Green


55248 | Dark green


55249 | Grey-blue


55250 | Light yellow

Technical specifications

Composition	100 % polyester, FR ATY yarn
Weave	Panama
Weight	320 g/m^2
Width	1500 mm (+/- 50 mm)

www.owa-ceilings.com

Certified Management Systems

Odenwald Faserplattenwerk GmbH

Dr.-F.-A.-Freundt-Straße 3 | 63916 Amorbach | Germany
tel +49 9373 201-0 | info@owa.de
www.owa-ceilings.com

The information in this brochure is up-to-date at the time of publication. Subject to alterations. Please contact our OWAconsult team for specific advice. Our experts will be happy to answer your questions using the following contact details:
tel: +49 9373 201-444 or e-mail: info@OWAconsult.de

Brochure **1587 e**
102600